



**TO: Members, Board of Education
Dr. Albert G. Roberts, Superintendent**

FROM: Therese M. O'Neill, Assistant Superintendent for Finance & Operations

RE: Monthly Treasurer's Report – August 2014

DATE: September 23, 2014

Please find attached the August 2014 monthly Treasurer's report which includes:

- 1) The bank to book cash reconciliation
- 2) Revenue Variance Report – All Funds
- 3) Expenditures Variance Report – All Funds
- 4) By Major Object – Education Fund Year-to-Date Actual compared to Budgeted Expenditures
- 5) PMA Investment Report Portfolio
- 6) IMET Investment Report Portfolio
- 7) Monthly Budget Transfers

CC: Marcy Shannon

August 31, 2014

| CASH BALANCES | BALANCE | BALANCE |
|-------------------------------------|-------------------------|-------------------------|
| | 6/30/2014 | 8/31/2014 |
| EDUCATION FUND | \$ 26,377,970.85 | \$ 42,645,929.94 |
| HEALTH INSURANCE FUND | \$ (218,374.73) | \$ (1,303,411.92) |
| BUILDINGS AND GROUNDS FUND | \$ (30,850.35) | \$ 1,062,651.65 |
| DEBT SERVICE FUND | \$ 4,451,952.26 | \$ 7,513,476.97 |
| TRANSPORTATION FUND | \$ 2,525,174.53 | \$ 2,788,125.43 |
| IMRF FUND | \$ 844,499.69 | \$ 1,639,169.47 |
| LIFE SAFETY FUND | \$ 174,023.38 | \$ 174,135.48 |
| WORKING CASH FUND | \$ 6,075,912.73 | \$ 6,090,497.54 |
| CAPITAL PROJECTS FUND | \$ 2,115,594.31 | \$ 1,107,154.81 |
| TORT FUND | \$ (8,912.35) | \$ (8,912.35) |
| Total Adjusted Cash Balances | \$ 42,306,990.32 | \$ 61,708,817.02 |
| Convenience Fund | \$ (621,587.81) | \$ (529,108.69) |
| Cash Book Balance | \$ 42,928,578.13 | \$ 62,237,925.71 |
| Total Adjusted Cash in Bank | \$ 42,925,186.12 | \$ 62,238,455.89 |
| Variance | \$ 3,392.01 | \$ (530.18) |

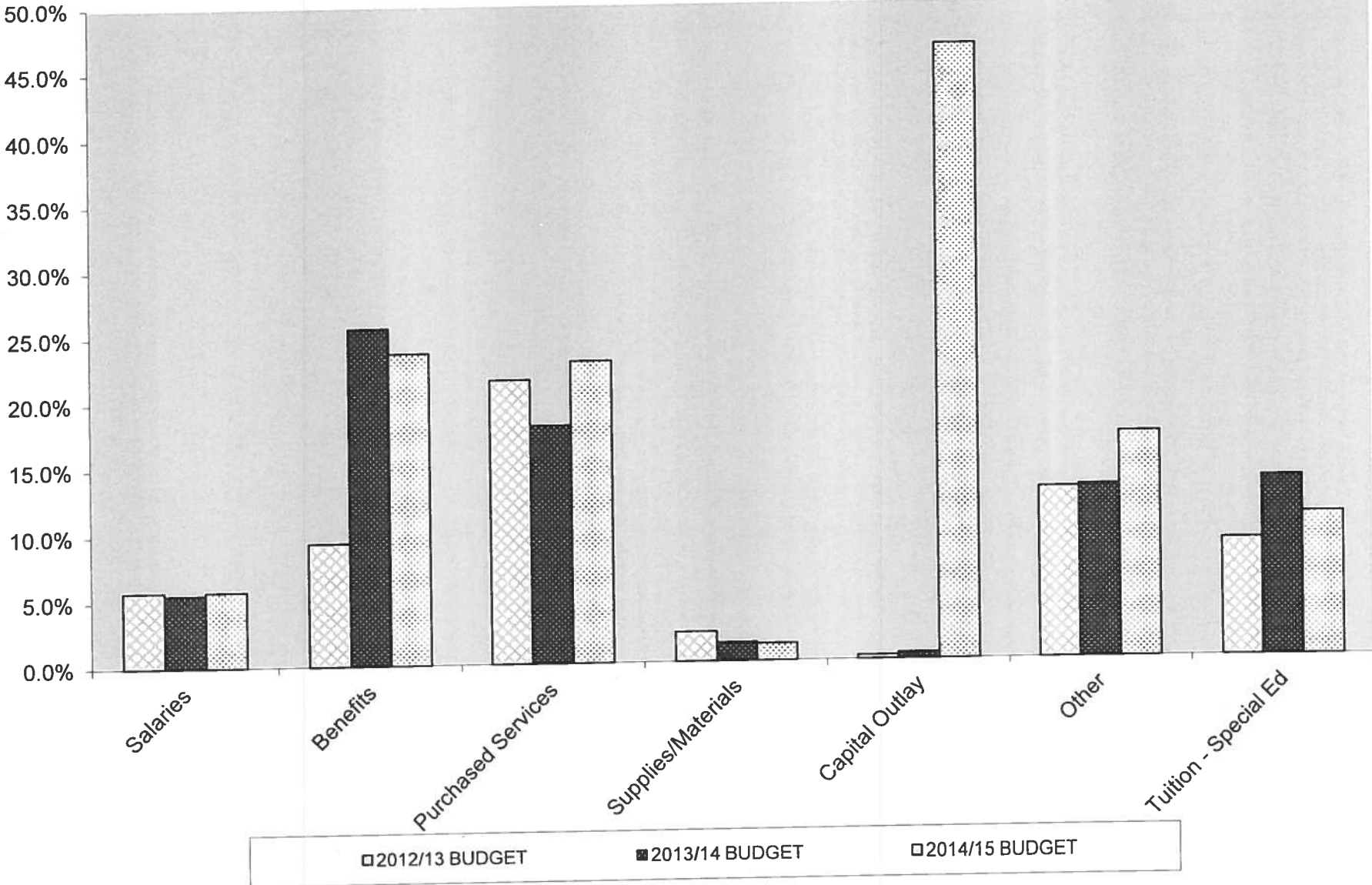
OAK PARK ELEMENTARY DISTRICT 97
REVENUE VARIANCE REPORT - ALL FUNDS
AS OF August 2014


| August 2014 | ANNUAL BUDGETED REVENUES | | | YTD REVENUE | | | % OF TOTAL REVENUES | | | |
|--------------------------------|---------------------------------|---------------------------------|---------------------------------|---------------------------------|---------------------------------|---------------------------------|---------------------------------|---------------------------------|---------------------------------|--------------------------------------|
| | <u>2012/13</u> <u>BUDGET</u> | <u>2013/14</u> <u>BUDGET</u> | <u>2014/15</u> <u>BUDGET</u> | <u>2012/13</u> <u>BUDGET</u> | <u>2013/14</u> <u>BUDGET</u> | <u>2014/15</u> <u>BUDGET</u> | <u>2012/13</u> <u>BUDGET</u> | <u>2013/14</u> <u>BUDGET</u> | <u>2014/15</u> <u>BUDGET</u> | <u>% of year</u> <u>completed</u> |
| Education Fund | | | | | | | | | | |
| Local taxes | 42,610,903 | 43,515,900 | 44,652,292 | 18,123,323 | 19,472,461 | 19,591,632 | 42.5% | 44.7% | 43.9% | 16.67% |
| CPPRT | 1,314,600 | 1,314,600 | 1,014,600 | 248,438 | 264,559 | 231,429 | 18.9% | 20.1% | 22.8% | 16.67% |
| Investment Earnings | 18,100 | 55,000 | 55,000 | 4,182 | 7,606 | 23,554 | 23.1% | 13.8% | 42.8% | 16.67% |
| Other Local Revenue | 3,463,370 | 3,538,298 | 3,766,072 | 758,817 | 1,158,353 | 808,889 | 21.9% | 32.7% | 21.5% | 16.67% |
| State Funding | 10,790,294 | 11,184,496 | 10,158,959 | 513,018 | 732,453 | 44,595 | 4.8% | 6.5% | 0.4% | 16.67% |
| Federal Funding | 3,199,205 | 3,160,336 | 3,605,577 | 805,292 | 854,950 | 751,864 | 25.2% | 27.1% | 20.9% | 16.67% |
| Education Fund Total | 61,396,472 | 62,768,630 | 63,252,500 | 20,453,068 | 22,490,381 | 21,451,963 | 33.3% | 35.8% | 33.9% | 16.67% |
| Buildings & Grounds | 5,954,423 | 6,234,941 | 7,185,452 | 2,418,862 | 2,406,927 | 2,244,269 | 40.6% | 38.6% | 31.2% | 16.67% |
| Debt Service | 7,723,181 | 8,150,003 | 8,079,175 | 3,580,550 | 3,539,181 | 3,417,349 | 46.4% | 43.4% | 42.3% | 16.67% |
| Transportation | 3,635,093 | 3,192,742 | 2,806,226 | 578,896 | 1,074,581 | 500,314 | 15.9% | 33.7% | 17.8% | 16.67% |
| IMRF | 2,283,230 | 2,512,746 | 2,206,661 | 916,815 | 1,093,525 | 1,067,686 | 40.2% | 43.5% | 48.4% | 16.67% |
| Capital Projects | 91,150 | 336,300 | - | - | 6,578 | - | 0.0% | 2.0% | 0.0% | 16.67% |
| Working Cash | 3,691,584 | 3,116,000 | 3,625,000 | 2,635 | 4,792 | 14,585 | 0.1% | 0.2% | 0.4% | 16.67% |
| Life Safety | 150 | - | 275 | 20 | 37 | 112 | 13.5% | 0.0% | | 16.67% |
| Tort | - | - | - | - | - | - | 0.0% | 0.0% | 0.0% | 16.67% |
| GRAND TOTAL | 84,775,283 | 86,311,362 | 87,155,289 | 27,950,847 | 30,616,002 | 28,696,278 | 33.0% | 35.5% | 32.9% | 16.67% |

OAK PARK ELEMENTARY DISTRICT 97
EXPENDITURE VARIANCE REPORT - ALL FUNDS
AS OF August 2014

| August 2014 | ANNUAL BUDGETED EXPENDITURES | | | YTD EXPENDITURES | | | % OF TOTAL EXPENDITURES | | | |
|--------------------------------|------------------------------|---------------------------|---------------------------|---------------------------|---------------------------|---------------------------|---------------------------|---------------------------|---------------------------|--------------------------------|
| | <u>2012/13 BUDGET</u> | <u>2013/14 BUDGET</u> | <u>2014/15 BUDGET</u> | <u>2012/13 BUDGET</u> | <u>2013/14 BUDGET</u> | <u>2014/15 BUDGET</u> | <u>2012/13 BUDGET</u> | <u>2013/14 BUDGET</u> | <u>2014/15 BUDGET</u> | <u>% of year completed</u> |
| <u>Education Fund</u> | | | | | | | | | | |
| Salaries | 43,969,959 | 46,349,629 | 47,731,042 | 2,529,298 | 2,567,310 | 2,748,177 | 5.8% | 5.5% | 5.8% | 16.67% |
| Benefits | 5,857,248 | 6,144,159 | 6,812,427 | 547,905 | 1,572,795 | 1,612,141 | 9.4% | 25.6% | 23.7% | 16.67% |
| Purchased Services | 4,228,036 | 4,578,695 | 5,054,428 | 911,816 | 826,396 | 1,158,899 | 21.6% | 18.0% | 22.9% | 16.67% |
| Supplies/Materials | 2,361,448 | 2,372,912 | 2,867,120 | 53,383 | 33,600 | 37,316 | 2.3% | 1.4% | 1.3% | 16.67% |
| Capital Outlay | 602,081 | 804,400 | 723,440 | 1,741 | 3,834 | 337,377 | 0.3% | 0.5% | 46.6% | 16.67% |
| Other | 216,600 | 226,500 | 207,000 | 28,024 | 29,628 | 35,314 | 12.9% | 13.1% | 17.1% | 16.67% |
| Tuition - Special Ed | <u>2,800,000</u> | <u>2,775,000</u> | <u>2,775,000</u> | <u>249,477</u> | <u>377,553</u> | <u>300,162</u> | <u>8.9%</u> | <u>13.6%</u> | <u>10.8%</u> | <u>16.67%</u> |
| <u>Education Fund Total</u> | <u>60,035,372</u> | <u>63,251,295</u> | <u>66,170,457</u> | <u>4,321,643</u> | <u>5,411,117</u> | <u>6,229,387</u> | <u>7.2%</u> | <u>8.6%</u> | <u>9.4%</u> | <u>16.67%</u> |
| <u>Buildings & Grounds</u> | 6,240,121 | 6,147,234 | 6,735,140 | 999,092 | 983,602 | 1,150,767 | 16.0% | 16.0% | 17.1% | 16.67% |
| <u>Debt Service</u> | 8,365,790 | 8,660,789 | 7,849,674 | 407,781 | 393,956 | 355,824 | 4.9% | 4.5% | 4.5% | 16.67% |
| <u>Transportation</u> | 3,160,812 | 3,239,277 | 3,337,702 | 262,389 | 231,022 | 237,364 | 8.3% | 7.1% | 7.1% | 16.67% |
| <u>IMRF</u> | 2,217,300 | 2,248,250 | 2,389,520 | 241,611 | 257,437 | 273,016 | 10.9% | 11.5% | 11.4% | 16.67% |
| <u>Capital Projects</u> | 4,389,741 | 5,103,376 | 5,360,872 | 1,668,416 | 1,673,182 | 1,008,440 | 38.0% | 32.8% | 18.8% | 16.67% |
| <u>Life Safety</u> | - | - | - | - | - | - | - | 0.0% | 0.0% | 16.67% |
| <u>Tort</u> | - | - | - | - | - | - | 0.0% | 0.0% | 0.0% | 16.67% |
| GRAND TOTAL | 84,409,136 | 88,650,221 | 91,843,365 | 7,900,933 | 8,950,316 | 9,254,798 | 9.4% | 10.1% | 10.1% | 16.67% |

**EDUCATION FUND AS OF 8/31/2014
YEAR-TO-DATE ACTUAL COMPARED TO BUDGETED EXPENDITURES**





11572-101
OAK PARK S.D. 97 / GENERAL FUND
THERESE O'NEILL
970 MADISON STREET

TF 3119

OAK PARK, IL 60302-

PMA Financial Network, Inc.
 2135 CityGate Lane
 7th Floor
 Naperville, Illinois 60563
 Telephone . (630) 657-6400
 Facsimile . (630) 718-8701
<http://gps.pmanetwork.com/>

Activity Statement
FRI, Liquid Class, Max Class (Combined)


8/1/14 to 8/31/14

Investment Portfolio

As of 8/31/14

Current Portfolio

| <i>Desk</i> | <i>Trans</i> | <i>Trade</i> | <i>Settlement</i> | <i>Maturity</i> | <i>Provider/Instrument Name</i> | <i>Face Amount</i> | <i>Cost</i> | <i>Rate</i> | <i>Market Value</i> |
|-------------|--------------|--------------|-------------------|-----------------|------------------------------------------------------|--------------------|-----------------|-------------|---------------------|
| MMA | | | 8/31/14 | | ISDLAF+ LIQ Account | \$5,879,603.78 | \$5,879,603.78 | 0.010 | \$5,879,603.78 |
| MMA | | | 8/31/14 | | ISDLAF+ MAX Account | \$28,188,104.41 | \$28,188,104.41 | 0.040 | \$28,188,104.41 |
| CD | 188354 | 7/31/13 | 7/31/13 | 9/10/14 | BANK OF EAST ASIA | \$249,330.07 | \$248,500.00 | 0.300 | \$248,500.00 |
| CD | 189219 | 8/22/13 | 8/22/13 | 11/19/14 | BANK OF NEW ENGLAND | \$249,313.47 | \$248,400.00 | 0.300 | \$248,400.00 |
| CD | 185575 | 5/29/13 | 5/29/13 | 11/26/14 | BRIDGEWATER BANK | \$249,302.14 | \$248,000.00 | 0.351 | \$248,000.00 |
| CD | 185576 | 5/29/13 | 5/29/13 | 11/26/14 | BANCO POPULAR NORTH AMERICA | \$84,439.80 | \$84,000.00 | 0.350 | \$84,000.00 |
| CD | 185577 | 5/29/13 | 5/29/13 | 11/26/14 | BANCO POPULAR NORTH AMERICA | \$81,223.05 | \$80,800.00 | 0.350 | \$80,800.00 |
| CD | 185578 | 5/29/13 | 5/29/13 | 11/26/14 | BANCO POPULAR NORTH AMERICA | \$83,434.57 | \$83,000.00 | 0.350 | \$83,000.00 |
| CD | 185579 | 5/29/13 | 5/29/13 | 11/26/14 | CAPITOL BANK | \$249,403.15 | \$248,300.00 | 0.297 | \$248,300.00 |
| CD | 185580 | 5/29/13 | 5/29/13 | 11/26/14 | WINTRUST BANK/NORTH SHORE COMM B&TC | \$249,918.40 | \$248,800.00 | 0.301 | \$248,800.00 |
| DTC | 30339 | 8/22/13 | 8/30/13 | 12/1/14 | 0.45% - Safra National Bank Certificate of Deposit | \$249,000.00 | \$249,437.19 | 0.310 | \$249,024.90 |
| CD | 183814 | 3/20/13 | 3/20/13 | 1/28/15 | BEVERLY BANK & TRUST CO, NA- WINTRUST | \$248,591.08 | \$247,200.00 | 0.303 | \$247,200.00 |
| CD | 183815 | 3/20/13 | 3/20/13 | 1/28/15 | ST. CHARLES B&TC - WINTRUST | \$248,591.08 | \$247,200.00 | 0.303 | \$247,200.00 |
| CD | 183816 | 3/20/13 | 3/20/13 | 1/28/15 | WHEATON BANK AND TRUST - WINTRUST | \$248,591.08 | \$247,200.00 | 0.303 | \$247,200.00 |
| CD | 183817 | 3/20/13 | 3/20/13 | 1/28/15 | CENTENNIAL BANK / LIBERTY BANK OF ARKANSAS | \$249,970.08 | \$248,600.00 | 0.300 | \$248,600.00 |
| CD | 183809 | 3/20/13 | 3/20/13 | 3/25/15 | IDB BANK- NY | \$248,750.66 | \$246,800.00 | 0.393 | \$246,800.00 |
| CD | 183810 | 3/20/13 | 3/20/13 | 3/25/15 | BANK OF THE WEST | \$249,990.95 | \$248,200.00 | 0.358 | \$248,200.00 |
| CD | 183811 | 3/20/13 | 3/20/13 | 3/25/15 | SONABANK | \$249,949.30 | \$248,200.00 | 0.350 | \$248,200.00 |
| CD | 183813 | 3/20/13 | 3/20/13 | 3/25/15 | MIDLAND STATES BANK | \$213,716.94 | \$212,200.00 | 0.355 | \$212,200.00 |
| CD | 188849 | 8/15/13 | 8/15/13 | 3/25/15 | GBC INTERNATIONAL BANK | \$249,096.04 | \$247,900.00 | 0.300 | \$247,900.00 |
| CD | 188850 | 8/15/13 | 8/15/13 | 3/25/15 | STATE BANK OF INDIA (NY) | \$249,297.00 | \$248,100.00 | 0.300 | \$248,100.00 |
| CD | 188851 | 8/15/13 | 8/15/13 | 3/25/15 | LUANA SAVINGS BANK | \$249,096.04 | \$247,900.00 | 0.300 | \$247,900.00 |
| DTC | 29425 | 3/19/13 | 3/27/13 | 3/27/15 | 0.5% - Goldman Sachs Bank USA Certificate of Deposit | \$249,000.00 | \$249,489.45 | 0.401 | \$249,000.00 |
| DTC | 29426 | 3/19/13 | 3/27/13 | 3/27/15 | 0.55% - Discover Bank Certificate of Deposit | \$249,000.00 | \$249,238.13 | 0.502 | \$249,154.38 |
| CD | 201250 | 8/29/14 | 8/29/14 | 9/1/15 | UNITY NATIONAL BANK OF HOUSTON | \$249,680.47 | \$248,800.00 | 0.351 | \$248,800.00 |
| CD | 201251 | 8/29/14 | 8/29/14 | 9/1/15 | BANK OF THE OZARKS | \$249,876.31 | \$249,000.00 | 0.351 | \$249,000.00 |
| CD | 201252 | 8/29/14 | 8/29/14 | 9/1/15 | ENERBANK USA | \$249,376.90 | \$248,500.00 | 0.350 | \$248,500.00 |



11572-101
OAK PARK S.D. 97 / GENERAL FUND
THERESE O'NEILL
970 MADISON STREET

Activity Statement
FRI, Liquid Class, Max Class (Combined)

PMA Financial Network, Inc.
 2135 CityGate Lane
 7th Floor
 Naperville, Illinois 60563
 Telephone . (630) 657-6400
 Facsimile . (630) 718-8701
<http://gps.pmanetwork.com/>

8/1/14 to 8/31/14

| TF 3119 | | OAK PARK, IL 60302- | | | | | | | |
|---------------------------|--------|---------------------|---------|---------|--------------------------------------------|------------------------|------------------------|-------|------------------------|
| CD | 201253 | 8/29/14 | 8/29/14 | 9/1/15 | FIRST STATE BANK OF BLOOMINGTON | \$249,379.40 | \$248,500.00 | 0.351 | \$248,500.00 |
| CD | 201254 | 8/29/14 | 8/29/14 | 9/1/15 | FINANCIAL FEDERAL BANK | \$249,376.90 | \$248,500.00 | 0.350 | \$248,500.00 |
| CD | 201255 | 8/29/14 | 8/29/14 | 9/1/15 | BREMER BANK, NA | \$249,376.90 | \$248,500.00 | 0.350 | \$248,500.00 |
| CD | 195131 | 3/27/14 | 3/27/14 | 9/28/15 | PRIVATE BANK - MI | \$249,931.00 | \$248,400.00 | 0.409 | \$248,400.00 |
| CD | 195132 | 3/27/14 | 3/27/14 | 9/28/15 | COMMUNITY STATE BANK - OK | \$249,911.12 | \$248,600.00 | 0.350 | \$248,600.00 |
| CD | 195133 | 3/27/14 | 3/27/14 | 9/28/15 | ONEWEST BANK, NA | \$249,950.44 | \$248,600.00 | 0.360 | \$248,600.00 |
| CD | 195134 | 3/27/14 | 3/27/14 | 9/28/15 | INDEPENDENT BANK / BANK OF HOUSTON | \$249,911.12 | \$248,600.00 | 0.350 | \$248,600.00 |
| CD | 195135 | 3/27/14 | 3/27/14 | 9/28/15 | ONB BANK AND TRUST COMPANY | \$249,899.42 | \$248,600.00 | 0.351 | \$248,600.00 |
| CD | 195136 | 3/27/14 | 3/27/14 | 9/28/15 | ABC BANK / AUSTIN BANK OF CHICAGO | \$249,911.11 | \$248,600.00 | 0.350 | \$248,600.00 |
| CD | 195137 | 3/27/14 | 3/27/14 | 9/28/15 | NATIONAL BANK OF COXSACKIE | \$249,911.11 | \$248,600.00 | 0.350 | \$248,600.00 |
| CD | 195143 | 3/28/14 | 3/28/14 | 9/28/15 | EAST WEST BANK | \$249,908.73 | \$248,600.00 | 0.350 | \$248,600.00 |
| CD | 195250 | 3/31/14 | 3/31/14 | 10/1/15 | EAST WEST BANK | \$4,021,057.53 | \$4,000,000.00 | 0.350 | \$4,000,000.00 |
| DTC | 31687 | 4/1/14 | 4/9/14 | 10/9/15 | 0.3% - Ally Bank Certificate of Deposit | \$249,000.00 | \$248,813.73 | 0.350 | \$248,693.73 |
| CD | 201239 | 8/29/14 | 8/29/14 | 8/29/16 | TRIUMPH COMMUNITY BANK / THE NATIONAL BANK | \$249,919.95 | \$245,500.00 | 0.899 | \$245,500.00 |
| CD | 201240 | 8/29/14 | 8/29/14 | 8/29/16 | STEARNS BANK NA (N) | \$249,932.11 | \$247,000.00 | 0.593 | \$247,000.00 |
| CD | 201241 | 8/29/14 | 8/29/14 | 8/29/16 | KANSAS STATE BANK OF MANHATTAN | \$249,927.16 | \$247,000.00 | 0.592 | \$247,000.00 |
| CD | 201242 | 8/29/14 | 8/29/14 | 8/29/16 | INDEPENDENCE BANK- MT | \$249,983.31 | \$247,300.00 | 0.542 | \$247,300.00 |
| CD | 201243 | 8/29/14 | 8/29/14 | 8/29/16 | FIRST NATIONAL BANK | \$249,938.78 | \$247,300.00 | 0.533 | \$247,300.00 |
| CD | 201244 | 8/29/14 | 8/29/14 | 8/29/16 | CITIZENS B&TC OF JACKSON | \$248,517.45 | \$246,200.00 | 0.470 | \$246,200.00 |
| CD | 201245 | 8/29/14 | 8/29/14 | 8/29/16 | FIRST NB OF MCGREGOR | \$248,517.45 | \$246,200.00 | 0.470 | \$246,200.00 |
| CD | 201246 | 8/29/14 | 8/29/14 | 8/29/16 | SEASIDE NATIONAL BANK & TRUST | \$248,519.28 | \$246,200.00 | 0.470 | \$246,200.00 |
| CD | 201247 | 8/29/14 | 8/29/14 | 8/29/16 | BANK OF RUSTON | \$248,620.22 | \$246,300.00 | 0.470 | \$246,300.00 |
| CD | 201248 | 8/29/14 | 8/29/14 | 8/29/16 | VIRGINIA HERITAGE BANK | \$247,992.55 | \$245,700.00 | 0.470 | \$245,700.00 |
| CD | 201249 | 8/29/14 | 8/29/14 | 8/29/16 | WESTERN ALLIANCE BANK / TORREY PINES BANK | \$248,006.67 | \$245,700.00 | 0.470 | \$245,700.00 |
| Totals for Period: | | | | | | \$49,523,046.48 | \$49,434,786.69 | | \$49,433,681.20 |

Note: Weighted Yield & Weighted Average Portfolio Maturity are calculated only on the CDR, CD, DTC, TS, CP, & SEC desk.

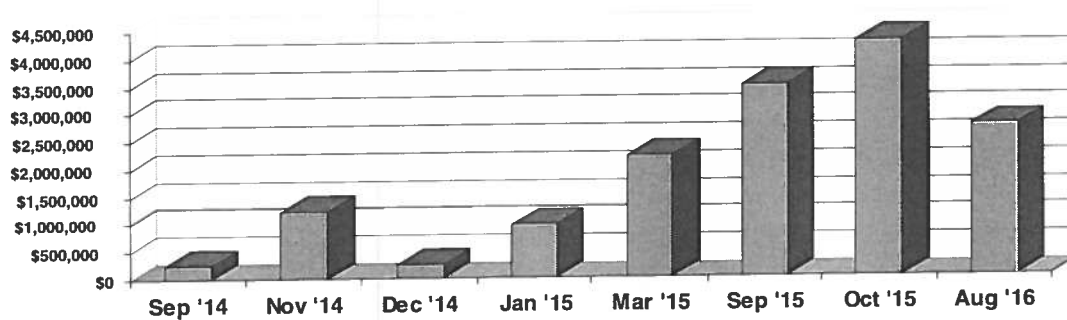
Time and Dollar Weighted Portfolio Yield: **0.417 %** Weighted Ave. Portfolio Maturity: **372.35** Days

CD: 29.07% **DTC: 2.02%**
MM: 68.91% **CP: 0.00%** **SEC: 0.00%**

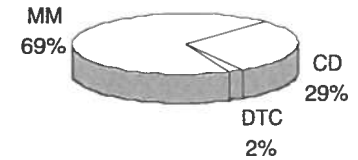
Activity Statement

FRI, Liquid Class, Max Class (Combined)


8/1/14 to 8/31/14



Portfolio Maturity Summary - Maturing \$/Month



Portfolio Allocation by Transaction Type



11572-101
OAK PARK S.D. 97 / GENERAL FUND
THERESE O'NEILL
970 MADISON STREET

Activity Statement

FRI, Liquid Class, Max Class (Combined)

PMA Financial Network, Inc.
2135 CityGate Lane
7th Floor
Naperville, Illinois 60563
Telephone . (630) 657-6400
Facsimile . (630) 718-8701
<http://gps.pmanetwork.com/>

8/1/14 to 8/31/14

TF 3119

OAK PARK, IL 60302-

All securities and money market fund share transactions were executed through PMA Securities, Inc. All certificates of deposit ("CD"), savings deposit accounts ("SDA") and commercial paper ("CP") are executed through PMA Financial Network, Inc. PMA Securities, Inc. is a registered broker dealer with the FINRA, and SIPC. PMA Securities, Inc. and PMA Financial Network, Inc. are operated under common ownership.

Fixed Rate Investment Activity

This section shows all of the fixed term investments purchased and sold, maturities, interest received, and activity. This will include all CD, SDA, CP purchased through PMA Financial Network, Inc. and securities and money market fund purchased through PMA Securities, Inc. It also shows the approximate market value of each security whose price is obtained from an independent source believed to be reliable. However, PMA cannot guarantee their accuracy. This data is provided for informational purposes only. Listed values should not be interpreted as an offer to buy or sell at a specific price. CD's and CP are listed at their original cost. Redemption of a CD prior to maturity may result in early withdrawal penalties. Market values are based on the last day of the month for which this report date range is ending. If the run date of this report is prior to the end of the current month the market values are listed as equivalent to the cost values.

CD's with the code (TR) are for client reporting purposes only. PMA Financial Network, Inc. did not act as agent for in the noted transactions. These transactions were built by PMA Financial Network's system for the convenience of reporting all client transactions, but were executed directly with the listed bank. PMA Financial Network relies on the information provided by the bank and public bodies to track these CD's. PMA Financial Network is not responsible for the accuracy of the information that is provided on these CD's. Furthermore, PMA is not responsible for the performance of these transactions or the underlying banks. All inquiries should be directed to the bank.

ISDLAF+ Activity

This section shows all of the activity in the Liquid and Max Class. The Average Rate represents the average net interest rate over the previous month which is then annualized. Income Summary represents the interest earned for the Month and Fiscal Year to Date. Information regarding the ISDLAF+ investment objectives, risks, charges and expenses can be found in the ISDLAF+ information statement, which can be obtained at www.isdlafplus.com or by calling PMA at the phone number listed.

The performance data featured represents past performance, which is no guarantee of future results. Investment returns will fluctuate. Current performance may be higher or lower than the performance data quoted. Please call PMA for the most recent performance figures.

An investment in the Multi-Class Series or any Term Series is not a bank deposit and is not insured or guaranteed by the Federal Deposit Insurance Corporation or any other governmental or private agency. Although the Liquid Class and MAX Class of the Multi-Class Series each seeks to maintain a stable value of \$1.00 per share, it is possible to lose money by investing in the Multi-Class Series. It also is possible to lose money by investing in a Term Series, which may impose a substantial penalty for redemption prior to the full term of the Series.

Additional Disclosures

All funds, and/or securities are located and safe kept in an account under the clients name at their custodial bank. Any certificates of deposit listed are located in the clients name at the respective bank. You can contact your Portfolio Advisor at the phone number listed to address any account inquiries. It is recommended that any oral communications should be re-confirmed in writing to further protect your rights, including rights under the Securities Investor Protection Act.

Debt Securities

Some debt securities are subject to redemption prior to maturity. In the event of a partial or whole call of a security, the securities call will be automatically selected on a random basis as is customary in the securities industry. The probability that your securities will be selected is proportional to the amount of your holdings relative to the total holdings. Redemption prior to maturity could affect the yield represented. Additional information is available upon request.

A financial statement of PMA Securities, Inc. is available for inspection at its office or a copy will be mailed to you upon written request.

FOR A CHANGE OF ADDRESS, PLEASE NOTIFY YOUR PORTFOLIO ADVISOR IN WRITING TO THE ADDRESS LISTED ON THIS STATEMENT.

PLEASE ADVISE PMA IMMEDIATELY OF ANY DISCREPANCIES ON YOUR STATEMENT.

In accordance with FINRA Rule 2280, PMA Securities, Inc. is providing the following information in the event you wish to contact FINRA. You may call (301) 590-6500 or write to FINRA at 1735 K Street NW, Washington, D.C. 20006-1500. In addition to the public disclosure number (800) 289-9999, FINRA provides an investor brochure which describes their Public Disclosure Program. Additional information is also available at www.finra.org.



IMET Activity Statement

08/01/14 to 08/31/14

Oak Park Elementary School District 97

IMET Activity

1-3 Year Fund

General (20422-101)

| Transaction | Settle Date | Transaction Description | Dollar Amount | Share Price | Shares | Shares Held |
|------------------------------|-------------|-------------------------|---------------|-------------|--------|-------------|
| | 07/31/14 | BALANCE FORWARD | \$0.00 | 19.093 | | 0.000 |
| Account Value as of 08/31/14 | | | \$0.00 | 19.114 | | 0.000 |

Convenience Fund

General (20422-101)

| Transaction | Settle Date | Transaction Description | Dollar Amount | Share Price | Shares | Shares Held |
|------------------------------|-------------|-------------------------|-----------------|-------------|-----------|----------------|
| | 07/31/14 | BALANCE FORWARD | \$10,438,060.94 | 1.000 | | 10,438,060.940 |
| 43999 | 08/31/14 | DIVIDEND REINVEST | \$3,459.25 | | 3,459.250 | |
| Account Value as of 08/31/14 | | | \$10,441,520.19 | 1.000 | | 10,441,520.190 |

Thank you for your business. If you have any questions about these transactions, call 888-288-4638.

IMPORTANT DISCLOSURES

IMET Activity

This section shows all of the activity in the 1-3 Year Fund and the Convenience Fund. The Share Price represents the closing Net Asset Value of the respective fund as the end date on this statement.

Information regarding the IMET's investment objectives, risks, charges and expenses can be found in the IMET Offering Circular, which can be obtained by calling the IMET home office at 630-571-0480 x229.

Additional Disclosures

Any performance data featured represents past performance, which is no guarantee of future results. Investment return and the share price of the 1-3 Year Fund will fluctuate. Current performance may be higher or lower than the performance data quoted. Please call IMET for the most recent performance figures.

Pursuant to an agreement between IMET and JP Morgan Chase NA, deposits in the Convenience Fund are collateralized to a minimum level of 110% by guaranteed obligations of the US Treasury. For additional information regarding the collateral agreement please contact IMET at 630-571-0480 x229. The Convenience Fund will be managed so as to maintain a stable \$1.00 share price, although there is no guarantee that it will do so.

FOR A CHANGE OF ADDRESS, PLEASE NOTIFY IMET IN WRITING.

PLEASE ADVISE IMET IMMEDIATELY OF ANY DISCREPANCIES ON YOUR STATEMENT BY CALLING 1-888-288-IMET (4638).

Anti-Money Laundering Disclosure

Notice: Pursuant to the US regulations issued under Section 311 of the USA Patriot Act, 31 CFR 103.192, we are prohibited from opening or maintaining a correspondent account for, or on behalf of, the country of Myanmar, the country of Nauru, the Commercial Bank of Syria, its subsidiary Syrian Lebanese Commercial Bank, VEF Banka and its subsidiaries, Infobank and its subsidiaries, Asia Wealth Bank, Myanmar Mayflower Bank, and Banco Delta SARL, including its subsidiaries Delta Asia Credit Limited and Delta Asia Insurance Limited. The regulations also require us to notify you that your account may not be used to provide the listed foreign banks with access to our financial institution. If we become aware that the listed foreign banks are indirectly using your account, we will be required to take appropriate steps to prevent such access, including terminating your account.

Thank you for your business. If you have any questions about these transactions, call 888-288-4638.



IMET Activity Statement

08/01/14 to 08/31/14

Oak Park Elementary School District 97

IMET Activity

1-3 Year Fund

Bond Proceeds (20422-201)

| Transaction | Settle Date | Transaction Description | Dollar Amount | Share Price | Shares | Shares Held |
|-------------------------------------|-------------|-------------------------|---------------|---------------|--------|--------------|
| | 07/31/14 | BALANCE FORWARD | \$0.00 | 19.093 | | 0.000 |
| Account Value as of 08/31/14 | | | \$0.00 | 19.114 | | 0.000 |

Convenience Fund

Bond Proceeds (20422-201)

| Transaction | Settle Date | Transaction Description | Dollar Amount | Share Price | Shares | Shares Held |
|-------------------------------------|-------------|-------------------------|-----------------------|--------------|---------|----------------------|
| | 07/31/14 | BALANCE FORWARD | \$1,764,541.99 | 1.000 | | 1,764,541.990 |
| 44000 | 08/31/14 | DIVIDEND REINVEST | \$584.78 | | 584.780 | |
| Account Value as of 08/31/14 | | | \$1,765,126.77 | 1.000 | | 1,765,126.770 |

PLEASE NOTE: THE FUND WILL BE CLOSED OCTOBER 13TH IN OBSERVANCE OF THE COLUMBUS DAY HOLIDAY

Thank you for your business. If you have any questions about these transactions, call 888-288-4638.

IMPORTANT DISCLOSURES

IMET Activity

This section shows all of the activity in the 1-3 Year Fund and the Convenience Fund. The Share Price represents the closing Net Asset Value of the respective fund as the end date on this statement.

Information regarding the IMET's investment objectives, risks, charges and expenses can be found in the IMET Offering Circular, which can be obtained by calling the IMET home office at 630-571-0480 x229.

Additional Disclosures

Any performance data featured represents past performance, which is no guarantee of future results. Investment return and the share price of the 1-3 Year Fund will fluctuate. Current performance may be higher or lower than the performance data quoted. Please call IMET for the most recent performance figures.

Pursuant to an agreement between IMET and JP Morgan Chase NA, deposits in the Convenience Fund are collateralized to a minimum level of 110% by guaranteed obligations of the US Treasury. For additional information regarding the collateral agreement please contact IMET at 630-571-0480 x229. The Convenience Fund will be managed so as to maintain a stable \$1.00 share price, although there is no guarantee that it will do so.

FOR A CHANGE OF ADDRESS, PLEASE NOTIFY IMET IN WRITING.

PLEASE ADVISE IMET IMMEDIATELY OF ANY DISCREPANCIES ON YOUR STATEMENT BY CALLING 1-888-288-IMET (4638).

Anti-Money Laundering Disclosure

Notice: Pursuant to the US regulations issued under Section 311 of the USA Patriot Act, 31 CFR 103.192, we are prohibited from opening or maintaining a correspondent account for, or on behalf of, the country of Myanmar, the country of Nauru, the Commercial Bank of Syria, its subsidiary Syrian Lebanese Commercial Bank, VEF Banka and its subsidiaries, Infobank and its subsidiaries, Asia Wealth Bank, Myanmar Mayflower Bank, and Banco Delta SARL, including its subsidiaries Delta Asia Credit Limited and Delta Asia Insurance Limited. The regulations also require us to notify you that your account may not be used to provide the listed foreign banks with access to our financial institution. If we become aware that the listed foreign banks are indirectly using your account, we will be required to take appropriate steps to prevent such access, including terminating your account.

Thank you for your business. If you have any questions about these transactions, call 888-288-4638.