Board Graphs
October 31 2025

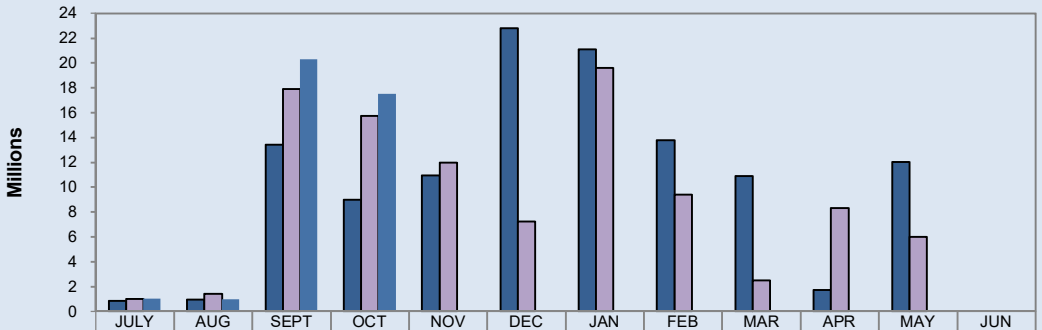

	JULY	AUG	SEPT	OCT	NOV	DEC	JAN	FEB	MAR	APR	MAY	JUN
2023-24	0.82	0.93	13.41	8.97	10.95	22.81	21.10	13.77	10.87	1.70	12.01	
2024-25	1.02	1.39	17.92	15.75	11.97	7.25	19.62	9.40	2.49	8.33	5.98	
2025-26	1.01	0.93	20.26	17.49								

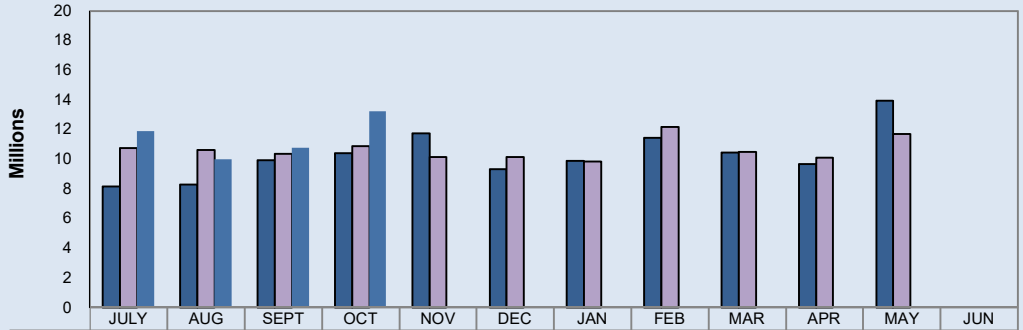

	JULY	AUG	SEPT	OCT	NOV	DEC	JAN	FEB	MAR	APR	MAY	JUN
2023-24	8.16	8.29	9.92	10.39	11.74	9.32	9.88	11.43	10.44	9.69	13.95	
2024-25	10.77	10.60	10.35	10.89	10.14	10.16	9.84	12.17	10.49	10.12	11.70	
2025-26	11.89	9.96	10.77	13.22								

Board Graphs
October 31 2025

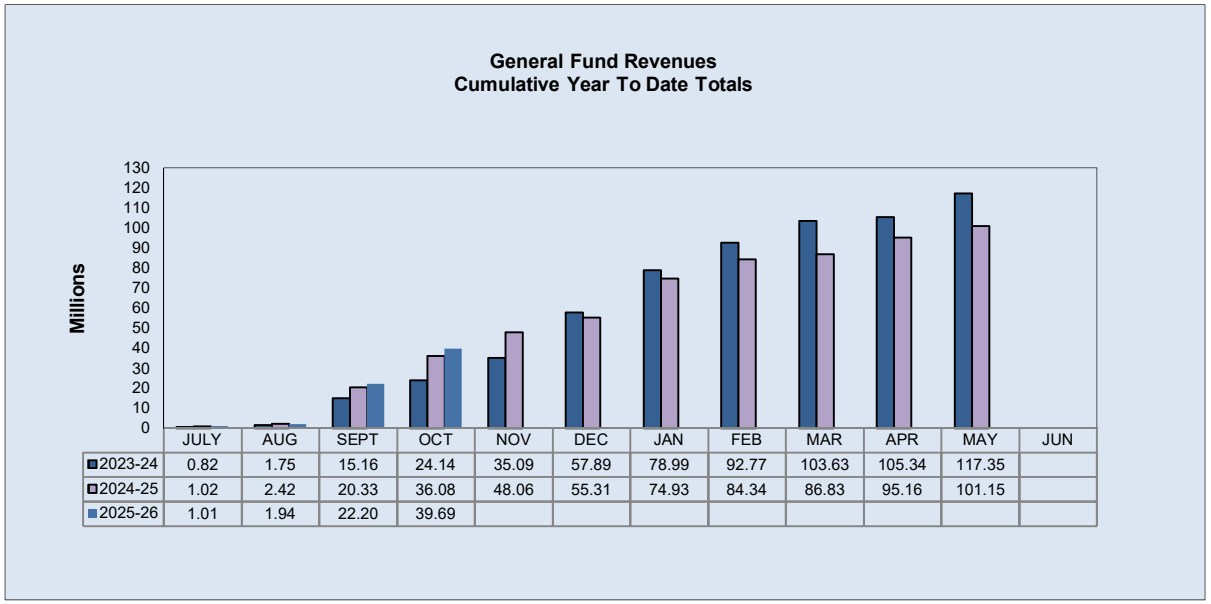

	JULY	AUG	SEPT	OCT	NOV	DEC	JAN	FEB	MAR	APR	MAY	JUN
2023-24	0.82	1.75	15.16	24.14	35.09	57.89	78.99	92.77	103.63	105.34	117.35	
2024-25	1.02	2.42	20.33	36.08	48.06	55.31	74.93	84.34	86.83	95.16	101.15	
2025-26	1.01	1.94	22.20	39.69								

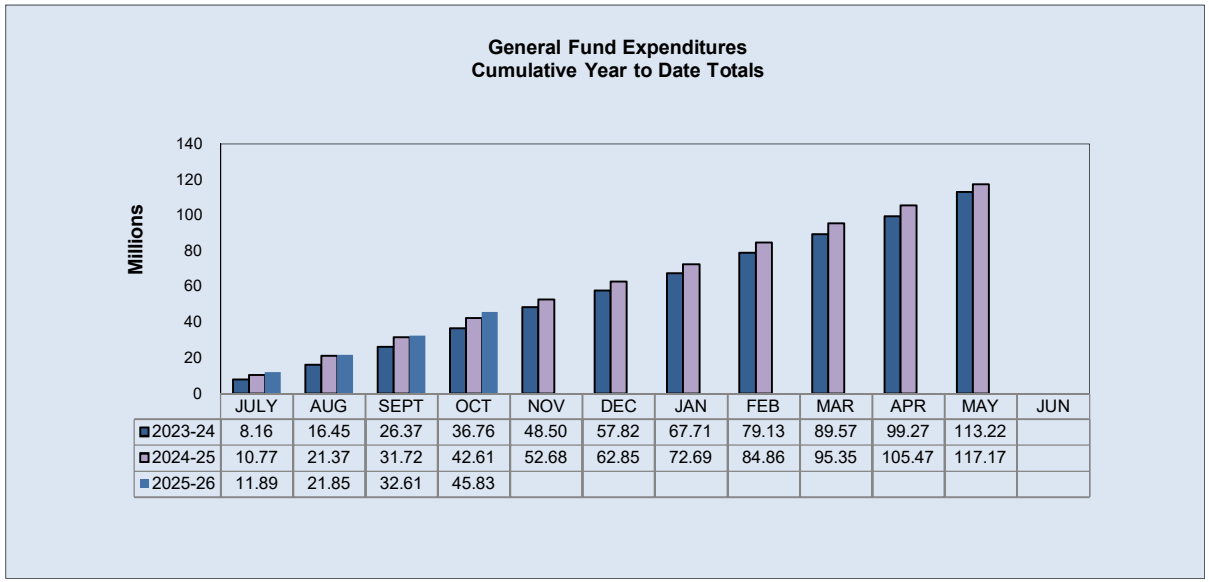

	JULY	AUG	SEPT	OCT	NOV	DEC	JAN	FEB	MAR	APR	MAY	JUN
2023-24	8.16	16.45	26.37	36.76	48.50	57.82	67.71	79.13	89.57	99.27	113.22	
2024-25	10.77	21.37	31.72	42.61	52.68	62.85	72.69	84.86	95.35	105.47	117.17	
2025-26	11.89	21.85	32.61	45.83								

Board Graphs
October 31 2025

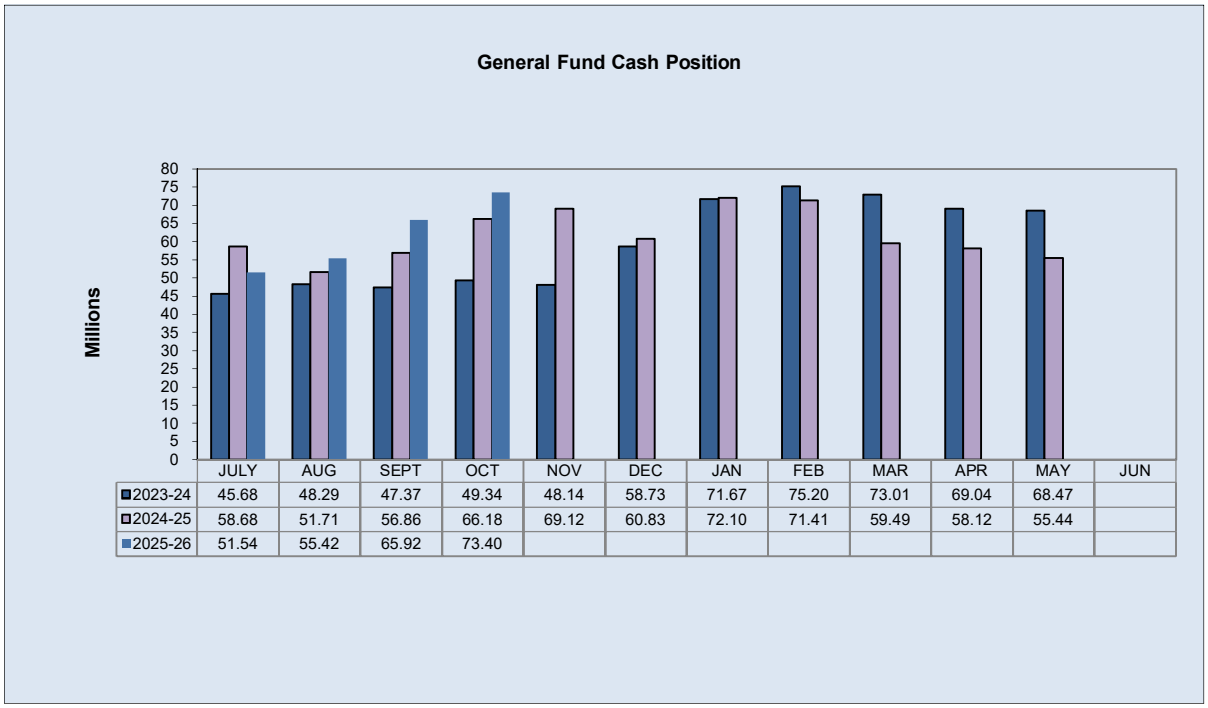

	JULY	AUG	SEPT	OCT	NOV	DEC	JAN	FEB	MAR	APR	MAY	JUN
2023-24	45.68	48.29	47.37	49.34	48.14	58.73	71.67	75.20	73.01	69.04	68.47	
2024-25	58.68	51.71	56.86	66.18	69.12	60.83	72.10	71.41	59.49	58.12	55.44	
2025-26	51.54	55.42	65.92	73.40								