

## Check Disbursements for the Month of July 2025

The following pages recap the disbursements made for accounts payable and payroll for the month. The accounts payable disbursements have been made for services and purchases in accordance with applicable state and local policies and procedures. In addition, disbursements were paid to board-authorized personnel expenses. These pages are for your information.

The following is a summary of invoices paid during the month of July 2025

		<b>Issued Checks</b>	<b>Voids</b>	<b>Difference</b>
195	INSURANCE CLAIMS (tornado)	\$191,781.73		\$191,781.73
198	Hurricane	\$45,505.00		\$45,505.00
199	LOCAL MAINTENANCE	\$17,776,946.45	\$(75,655.42)	\$17,701,291.03
2XX/3XX/4XX	SPECIAL REVENUE	\$591,942.08	\$(26,728.70)	\$565,213.38
240	FOOD SERVICE	\$299,554.33		\$299,554.33
461	ACTIVITY	\$223,759.41		\$223,759.41
599	DEBT SERVICE	\$64,998.25	\$(10,016.18)	\$54,982.07
641	2017 BOND	\$190,714.65		\$190,714.65
642	2022 BOND	\$15,243,290.95	\$(48,574.02)	\$15,194,716.93
695	ADM. BUILDING	\$1,806.45		\$1,806.45
753	GROUP BENEFIT FUND	\$171,541.06		\$171,541.06
863	PAYROLL CLEARING & LIABILITY	\$33,115.32	\$(150.86)	\$32,964.46
865	AGENCY FUND	\$140,624.75	\$(126,844.83)	\$13,779.92
	<b>Total</b>	<b>\$34,975,580.43</b>	<b>\$(287,970.01)</b>	<b>\$34,687,610.42</b>

The following is a summary of payroll for the month of July 2025:

<b>July-25</b>		
199	LOCAL MAINTENANCE	\$9,284,060.17
2XX, 3XX, 4XX	SPECIAL REVENUE	\$658,361.70
240	FOOD SERVICE	\$344,947.60
461	ACTIVITY	\$306.51
491	ENVIRONMENTAL DEFENSE	\$0.00
641	BOND ELECTION 2017	\$0.00
642	BOND ELECTION 2022	\$8,810.10
770	WORKERS COMPENSATION	\$1,041.27
	Total	<b>\$10,297,527.35</b>

**PASADENA ISD  
ACCOUNTS PAYABLE SYSTEM  
CASH DISBURSEMENTS 07-01-2025 THRU 07-31-2025**

CHECK DATE	CHECK AMOUNT	CODE	VENDOR NAME
07/16/2025	3,576.82	ISSUED	ACE T-SHIRTS
07/23/2025	849.50	ISSUED	ACE T-SHIRTS
07/01/2025	179.00	ISSUED	ADMINISTRACION PARA EL SUSTENO
07/16/2025	179.00	ISSUED	ADMINISTRACION PARA EL SUSTENO
07/23/2025	180.00	ISSUED	ADRIANA FLORES
07/09/2025	149.95	ISSUED	ADVANCE AUTO PARTS
07/02/2025	719.10	ISSUED	ADVANTAGE FINANCIAL SERVICES
07/23/2025	1,004.89	ISSUED	ADVANTAGE FINANCIAL SERVICES
07/09/2025	1,748.25	ISSUED	AGPARTS WORLDWIDE INC
07/23/2025	5,475.00	ISSUED	AGPARTS WORLDWIDE INC
07/30/2025	300.00	ISSUED	AHMAD SHOBAKI
07/02/2025	157.21	ISSUED	ALEXA CASTRO
07/09/2025	7.07	ISSUED	ALEXANDER SALTER
07/16/2025	25.48	ISSUED	ALEXANDRA NIETO
07/16/2025	30.00	ISSUED	ALEXIS CALVILLO
07/16/2025	570.79	ISSUED	ALEXIS COLLINS
07/16/2025	23.94	ISSUED	ALICIA GARCIA
07/23/2025	500.00	ISSUED	ALVIN ISD
07/16/2025	36.42	ISSUED	ALYSON POSEY
07/09/2025	125.00	ISSUED	ALYSSA HINOJOSA
07/16/2025	68.60	ISSUED	ALYTA HARRELL
07/16/2025	5.11	ISSUED	AMANY KHALIL
07/02/2025	3,241.36	ISSUED	AMAZON CAPITAL SERVICES
07/09/2025	22,153.19	ISSUED	AMAZON CAPITAL SERVICES
07/14/2025	11,172.10	ISSUED	AMAZON CAPITAL SERVICES
07/16/2025	8,964.57	ISSUED	AMAZON CAPITAL SERVICES
07/21/2025	6,361.56	ISSUED	AMAZON CAPITAL SERVICES
07/23/2025	3,392.16	ISSUED	AMAZON CAPITAL SERVICES
07/28/2025	462.73	ISSUED	AMAZON CAPITAL SERVICES
07/30/2025	19,876.80	ISSUED	AMAZON CAPITAL SERVICES
07/23/2025	426.10	ISSUED	AMBER GARERI
07/09/2025	214.60	ISSUED	AMC MUSIC LLC
07/09/2025	164,265.00	ISSUED	AMPLIFY EDUCATION INC
07/23/2025	180.00	ISSUED	AMY CAMPOS
07/16/2025	225.00	ISSUED	ANABELLE SALLEE
07/16/2025	12,152.80	ISSUED	ANCORA PUBLISHING
07/16/2025	2,138.75	ISSUED	ANDY'S HAWGWILD BAR B QUE
07/02/2025	110.00	ISSUED	ANGELA VELTMAN
07/09/2025	246.40	ISSUED	ANNE CORTEZ
07/28/2025	409.00	ISSUED	ANTONIO'S PIZZA AND MORE
07/23/2025	150.00	ISSUED	APPLIED PRACTICE
07/30/2025	180.00	ISSUED	APRIL BARKER
07/02/2025	49.14	ISSUED	APRIL WEISEDEL
07/16/2025	31,251.54	ISSUED	ARCADIS INC
07/23/2025	455.40	ISSUED	ARCADIS INC
07/23/2025	10,308.06	ISSUED	ARCADIS INC
07/09/2025	4,892.08	ISSUED	ARMSTRONG REPAIR CENTER
07/23/2025	506.25	ISSUED	ARMSTRONG REPAIR CENTER
07/23/2025	200.00	ISSUED	ARTHUR J GALLAGHER
07/02/2025	12,144,561.21	ISSUED	ARTHUR J GALLAGHER RISK MGMT SRV
07/16/2025	50.00	ISSUED	ARTHUR J GALLAGHER RISK MGMT SRV
07/28/2025	50.00	ISSUED	ARTHUR J GALLAGHER RISK MGMT SRV
07/16/2025	150.46	ISSUED	ASHALI CARTER
07/02/2025	3.43	ISSUED	ASHLEY PAVLOCK
07/09/2025	14,286.60	ISSUED	AT&T MOBILITY LLC
07/09/2025	6,136.70	ISSUED	AVANT ASSESSMENT LLC
07/09/2025	57.96	ISSUED	AVERY DAVIS

**PASADENA ISD  
ACCOUNTS PAYABLE SYSTEM  
CASH DISBURSEMENTS 07-01-2025 THRU 07-31-2025**

<b>CHECK DATE</b>	<b>CHECK AMOUNT</b>	<b>CODE</b>	<b>VENDOR NAME</b>
07/16/2025	2,187.01	ISSUED	B&H PHOTO VIDEO PRO AUDIO
07/30/2025	880.51	ISSUED	BARNES & NOBLE BOOKSELLERS INC
07/09/2025	740.78	ISSUED	BARNES & NOBLE COLLEGE
07/02/2025	2,853.27	ISSUED	BASS & MEINEKE NO 1 LLC
07/09/2025	17,337.14	ISSUED	BASS & MEINEKE NO 1 LLC
07/14/2025	2,944.11	ISSUED	BASS & MEINEKE NO 1 LLC
07/16/2025	9.10	ISSUED	BASS & MEINEKE NO 1 LLC
07/16/2025	4,611.16	ISSUED	BASS & MEINEKE NO 1 LLC
07/23/2025	3,572.83	ISSUED	BASS & MEINEKE NO 1 LLC
07/24/2025	1,597.14	ISSUED	BASS & MEINEKE NO 1 LLC
07/02/2025	162.50	ISSUED	BAYOU CITY INTERPRETING LLC
07/28/2025	18.29	ISSUED	BCTRA-VIOLATIONS
07/09/2025	10,821.00	ISSUED	BDH PLANNING & CONSTRUCTION LLC
07/23/2025	1,385.00	ISSUED	BEARCOM OPERATING LLC
07/02/2025	38.71	ISSUED	BEATRIZ BOURMAN
07/09/2025	346.71	ISSUED	BELL CLEANERS
07/09/2025	4.48	ISSUED	BERNARDO PALOMERA
07/28/2025	9,768.54	ISSUED	BIG Z LUMBER CO
07/30/2025	1,866.60	ISSUED	BIG Z LUMBER CO
07/09/2025	115.00	ISSUED	BLANCA MARTINEZ
07/28/2025	21,747.10	ISSUED	BLAZERWORKS LLC
07/23/2025	1,110.00	ISSUED	BLICK ART MATERIALS
07/16/2025	421.72	ISSUED	BLUETRITON BRANDS INC
07/23/2025	87.95	ISSUED	BLUETRITON BRANDS INC
07/02/2025	119.42	ISSUED	BRANDIE GWALTNEY
07/16/2025	87.01	ISSUED	BRENT WILSON
07/23/2025	100.00	ISSUED	BRIANA GOMEZ PORTILLO
07/30/2025	543.08	ISSUED	BRINK'S INCORPORATED
07/30/2025	5,677.90	ISSUED	BRINK'S INCORPORATED
07/16/2025	29,053.20	ISSUED	BROWN & ROOT INDUST SRVCS LLC
07/23/2025	468,315.80	ISSUED	BROWN & ROOT INDUST SRVCS LLC
07/30/2025	45,505.00	ISSUED	BROWN & ROOT INDUST SRVCS LLC
07/28/2025	2,800.00	ISSUED	BRYAN SMITH
07/23/2025	888.30	ISSUED	BUTLER BUSINESS PRODUCTS LLC
07/30/2025	1,845.78	ISSUED	BUTLER BUSINESS PRODUCTS LLC
07/02/2025	730.65	ISSUED	CANON FINANCIAL SERVICES INC
07/16/2025	498.93	ISSUED	CANON FINANCIAL SERVICES INC
07/23/2025	10,683.86	ISSUED	CANON FINANCIAL SERVICES INC
07/28/2025	4,954.85	ISSUED	CANON FINANCIAL SERVICES INC
07/23/2025	1,330.75	ISSUED	CANON USA INC
07/09/2025	17.29	ISSUED	CARMEN GONZALEZ
07/28/2025	5,000.00	ISSUED	CARNEGIE LEARNING INC
07/23/2025	12,976.50	ISSUED	CARRIER ENTERPRISE LLC-STX
07/30/2025	2,599.82	ISSUED	CARRIER ENTERPRISE LLC-STX
07/14/2025	436.20	ISSUED	CASEY PHELAN
07/09/2025	403.29	ISSUED	CCC INTELLIGENT SOLUTIONS INC
07/23/2025	1,875.00	ISSUED	CDW GOVERNMENT LLC
07/23/2025	55.44	ISSUED	CDW GOVERNMENT LLC
07/30/2025	264.23	ISSUED	CDW GOVERNMENT LLC
07/16/2025	68.11	ISSUED	CELIAJOY WILLIAMS
07/30/2025	132,500.00	ISSUED	CENERGISTIC LLC
07/16/2025	14,949.00	ISSUED	CENGAGE LEARNING INC
07/30/2025	16,764.00	ISSUED	CENGAGE LEARNING INC
07/23/2025	3,644.49	ISSUED	CENTERPOINT ENERGY
07/23/2025	13,035.00	ISSUED	CENTERPOINT ENERGY
07/09/2025	3.15	ISSUED	CESAR CERVANTES
07/23/2025	35,967.01	ISSUED	CFI MECHANICAL INC

**PASADENA ISD  
ACCOUNTS PAYABLE SYSTEM  
CASH DISBURSEMENTS 07-01-2025 THRU 07-31-2025**

CHECK DATE	CHECK AMOUNT	CODE	VENDOR NAME
07/09/2025	13,651.03	ISSUED	CHALKS TRUCK PTS
07/16/2025	4,727.79	ISSUED	CHALKS TRUCK PTS
07/23/2025	6,136.13	ISSUED	CHALKS TRUCK PTS
07/30/2025	-	ISSUED	CHAMPION TEAMWEAR
07/23/2025	903.00	ISSUED	CHANNEL DOOR 1 LP
07/09/2025	6,659.42	ISSUED	CHARCO PROMOS
07/16/2025	868.64	ISSUED	CHARCO PROMOS
07/23/2025	4,877.87	ISSUED	CHARCO PROMOS
07/28/2025	6,142.02	ISSUED	CHARCO PROMOS
07/09/2025	3,760.00	ISSUED	CHARLA HARKREADER
07/09/2025	948.44	ISSUED	CHASTANG FORD
07/28/2025	12,896.71	ISSUED	CHEM-AQUA INC
07/02/2025	9.17	ISSUED	CHERYL CHRISTEN
07/09/2025	608.60	ISSUED	CHRISTINA TORRES
07/09/2025	183.10	ISSUED	CHRISTOPHER PUENTE
07/30/2025	75,565.95	ISSUED	CI SOLUTIONS
07/23/2025	353.49	ISSUED	CICI'S PIZZA #37
07/09/2025	22.89	ISSUED	CINDY GARCIA
07/09/2025	1,054.90	ISSUED	CINTAS CORPORATION #2
07/16/2025	451.93	ISSUED	CINTAS CORPORATION #2
07/23/2025	1,123.54	ISSUED	CINTAS CORPORATION #2
07/28/2025	451.93	ISSUED	CINTAS CORPORATION #2
07/23/2025	12,517.99	ISSUED	CITY OF HOUSTON-WATER DEPT
07/23/2025	23,093.28	ISSUED	CITY OF HOUSTON-WATER DEPT
07/30/2025	4,656.00	ISSUED	CITY OF HOUSTON-WATER DEPT
07/16/2025	200.00	ISSUED	CITY OF PASADENA PERMIT
07/23/2025	200.00	ISSUED	CITY OF PASADENA PERMIT
07/09/2025	2,862.63	ISSUED	CITY OF PEARLAND WATER DEPT
07/02/2025	5,905.17	ISSUED	CITY OF SO HOUSTON WATER DPT
07/09/2025	60,880.11	ISSUED	CITY PASADENA WATER
07/23/2025	13,630.50	ISSUED	CITY PASADENA WATER
07/23/2025	38,636.32	ISSUED	CITY PASADENA WATER
07/30/2025	26,808.57	ISSUED	CITY PASADENA WATER
07/23/2025	5,042.29	ISSUED	CITY SUPPLY COMPANY INC
07/28/2025	345.00	ISSUED	CITY SUPPLY COMPANY INC
07/02/2025	3.64	ISSUED	CLAUDIA MAGALLON
07/09/2025	1,817.91	ISSUED	CLEAR BROOK CITY MUD
07/09/2025	14,500.00	ISSUED	COASTAL COMMISSIONING GROUP LLC
07/09/2025	9.73	ISSUED	COLTON HINSON
07/23/2025	103.43	ISSUED	COMCAST
07/23/2025	100.92	ISSUED	COMCAST
07/23/2025	88.39	ISSUED	COMPLETE LINE GLASS WHOLESALER INC
07/09/2025	14,412.94	ISSUED	COOLERS INC
07/16/2025	44,130.00	ISSUED	COOLERS INC
07/23/2025	1,370.00	ISSUED	COSN
07/14/2025	57,571.20	ISSUED	COUGHLAN COMPANIES LLC
07/23/2025	427.00	ISSUED	CPMR HOUSTON INC
07/09/2025	191,781.73	ISSUED	CRAWFORD & COMPANY
07/16/2025	80.50	ISSUED	CRISTOBAL ROQUE
07/28/2025	500.00	ISSUED	CVISD BAND BOOSTER
07/28/2025	152,765.00	ISSUED	CYBERSOFT PRIMEROEDGE
07/23/2025	180.00	ISSUED	CYNTHIA IBARRA-SILVA
07/02/2025	29.40	ISSUED	CYNTHIA TREJO
07/23/2025	7,753.39	ISSUED	DAIKIN APPLIED
07/09/2025	426.76	ISSUED	DANETTE THOMAS
07/02/2025	120.00	ISSUED	DANIELA CRUZ
07/16/2025	50.07	ISSUED	DARIN QUINTERO

**PASADENA ISD  
ACCOUNTS PAYABLE SYSTEM  
CASH DISBURSEMENTS 07-01-2025 THRU 07-31-2025**

CHECK DATE	CHECK AMOUNT	CODE	VENDOR NAME
07/02/2025	34.16	ISSUED	DARLA MASSEY-JONES
07/09/2025	12.25	ISSUED	DARLA MASSEY-JONES
07/01/2025	937.50	ISSUED	DAVID G. PEAKE
07/16/2025	937.50	ISSUED	DAVID G. PEAKE
07/28/2025	14,278.95	ISSUED	DAXWELL DISTRIBUTION
07/23/2025	11,649.09	ISSUED	DEALERS ELECTRICAL SUPPLY
07/16/2025	20,000.00	ISSUED	DEBTBOOK
07/16/2025	831.36	ISSUED	DEER PARK LUMBER CO
07/23/2025	377.00	ISSUED	DELL MARKETING LP
07/16/2025	536.20	ISSUED	DENA PUENTE
07/01/2025	405.64	ISSUED	DEPT OF CHILDREN & FAMILY SVC
07/16/2025	405.64	ISSUED	DEPT OF CHILDREN & FAMILY SVC
07/09/2025	448.00	ISSUED	DEREK DUCKETT
07/23/2025	6,674.09	ISSUED	DF SALES TX LLC
07/02/2025	214.24	ISSUED	DFA DAIRY BRANDS FLUID LLC
07/23/2025	812,435.06	ISSUED	DIRECT ENERGY BUSINESS
07/09/2025	1,441.00	ISSUED	DISA INC
07/16/2025	3,800.00	ISSUED	DNA TRANSMISSION INC
07/09/2025	4,351.08	ISSUED	DO NOT SEND NON-NEGOTIABLE-FUEL
07/14/2025	48,751.66	ISSUED	DO NOT SEND NON-NEGOTIABLE-LPC
07/02/2025	213,476.76	ISSUED	DO NOT SEND NON-NEGOTIABLE-TRAVEL
07/23/2025	99,759.24	ISSUED	DO NOT SEND NON-NEGOTIABLE-TRAVEL
07/09/2025	131.46	ISSUED	DONNA BRANCH
07/23/2025	2,061.40	ISSUED	DOW FENCE & SUPPLY CO
07/09/2025	21,750.00	ISSUED	DR ZELAYA EDUCATIONAL CONSULTING
07/09/2025	1,938,951.90	ISSUED	DRYMALLA CONSTRUCTION CO LLC
07/23/2025	4,756,278.55	ISSUED	DRYMALLA CONSTRUCTION CO LLC
07/09/2025	240.00	ISSUED	ECDC
07/30/2025	2,112.00	ISSUED	E-CONTROL SYSTEMS INC
07/09/2025	140.00	ISSUED	EDITH GONZALEZ
07/16/2025	9.94	ISSUED	EDITH SCHALLENBERG-ROBERTS
07/16/2025	1,011.50	ISSUED	EDUCAT ENTERPRISES RECORD
07/30/2025	80,726.20	ISSUED	EDUCATION ADVANCED INC
07/23/2025	515.07	ISSUED	EDUCATOR'S DEPOT INC
07/16/2025	13,840.00	ISSUED	EKON-O-PAC LLC
07/02/2025	153.44	ISSUED	ELIZABETH ALVARADO
07/28/2025	50.00	ISSUED	ELVIA SERRANO
07/09/2025	19,653.25	ISSUED	EMBRACE EDUCATION
07/16/2025	30.00	ISSUED	EMILY ONTIVEROS
07/16/2025	130.00	ISSUED	EMMA SANCHEZ
07/16/2025	371.20	ISSUED	EMMA TSIKIS
07/23/2025	28,960.00	ISSUED	ENGINEERED AIR BALANCE CO INC
07/23/2025	89.50	ISSUED	ENHANCED LASER PRODUCTS
07/16/2025	725.00	ISSUED	ENVIRO-CON SERVICES
07/16/2025	461.60	ISSUED	ERICA CARROLL
07/23/2025	193.74	ISSUED	ERICA CARROLL
07/23/2025	50.18	ISSUED	ESMERALDA FLORES
07/23/2025	38,805.00	ISSUED	EUNA SOLUTIONS INC
07/28/2025	22,220.00	ISSUED	FACILITY SOLUTIONS GROUP
07/30/2025	713.50	ISSUED	FASTENATION INC
07/28/2025	70.27	ISSUED	FERGUSON ENTERPRISES LLC
07/02/2025	8,535.00	ISSUED	FIRE PROTECTION SERVICE INC
07/09/2025	38.00	ISSUED	FIRE PROTECTION SERVICE INC
07/23/2025	3,297.00	ISSUED	FIRE PROTECTION SERVICE INC
07/28/2025	582.00	ISSUED	FIRE PROTECTION SERVICE INC
07/23/2025	41.45	ISSUED	FLINN SCIENTIFIC INC
07/01/2025	119.99	ISSUED	FLORIDA STATE DISBURSEMENT UNIT

**PASADENA ISD  
ACCOUNTS PAYABLE SYSTEM  
CASH DISBURSEMENTS 07-01-2025 THRU 07-31-2025**

CHECK DATE	CHECK AMOUNT	CODE	VENDOR NAME
07/16/2025	119.99	ISSUED	FLORIDA STATE DISBURSEMENT UNIT
07/23/2025	872.00	ISSUED	FLOWERS FOR YOU
07/23/2025	1,834.00	ISSUED	FLOYETTE ORIGINALS INC
07/16/2025	34.03	ISSUED	FOLLETT CONTENT SOLUTIONS LLC
07/09/2025	320.00	ISSUED	FORT WORTH RUNNING COMPANY
07/16/2025	2,679.00	ISSUED	FORT WORTH RUNNING COMPANY
07/23/2025	2,725.30	ISSUED	FORT WORTH RUNNING COMPANY
07/28/2025	6,595.50	ISSUED	FORT WORTH RUNNING COMPANY
07/30/2025	21,026.50	ISSUED	FORT WORTH RUNNING COMPANY
07/16/2025	30,379.94	ISSUED	FRONTLINE TECHNOLOGIES GROUP LLC
07/23/2025	684,174.67	ISSUED	FRONTLINE TECHNOLOGIES GROUP LLC
07/09/2025	2,625.37	ISSUED	FTG TEXAS
07/16/2025	59,000.00	ISSUED	FTG TEXAS
07/23/2025	92.00	ISSUED	FTG TEXAS
07/28/2025	321.01	ISSUED	FTG TEXAS
07/16/2025	823.01	ISSUED	FUNCTION4 (LEASE DIRECT)
07/23/2025	463.80	ISSUED	FUNCTION4 (LEASE DIRECT)
07/23/2025	476.00	ISSUED	G&M FLAGS AND FLAGPOLES INC
07/23/2025	156.86	ISSUED	GABRIELA CHAPA HERRERA
07/28/2025	500.00	ISSUED	GALENA PARK ISD FINE ARTS
07/23/2025	16,667.00	ISSUED	GALLAGHER BENEFIT SERVICES INC
07/09/2025	210.24	ISSUED	GALLS LLC
07/14/2025	1,241.63	ISSUED	GALLS LLC
07/24/2025	248.54	ISSUED	GALLS LLC
07/09/2025	1,320,357.50	ISSUED	GAMMA CONSTRUCTION COMPANY
07/23/2025	2,071,712.50	ISSUED	GAMMA CONSTRUCTION COMPANY
07/23/2025	7,361.08	ISSUED	GANDY INK
07/30/2025	954.90	ISSUED	GANDY INK
07/16/2025	48.17	ISSUED	GATEWAY PRINTING &
07/23/2025	1,252.21	ISSUED	GATEWAY PRINTING &
07/09/2025	12,041.25	ISSUED	GATEWAY PRINTING & OFFICE SUPPLY
07/16/2025	2,329.18	ISSUED	GATEWAY PRINTING & OFFICE SUPPLY
07/23/2025	56,374.53	ISSUED	GATEWAY PRINTING & OFFICE SUPPLY
07/09/2025	11,795.64	ISSUED	GENERATOR SERVICE CENTER
07/16/2025	7,835.39	ISSUED	GENERATOR SERVICE CENTER
07/16/2025	16,495.97	ISSUED	GENERATOR SERVICE CENTER
07/23/2025	21.00	ISSUED	GENERATOR SERVICE CENTER
07/28/2025	2,057.76	ISSUED	GENESIS II INC
07/16/2025	75.00	ISSUED	GFL ENVIRONMENTAL
07/16/2025	1,139.46	ISSUED	GLOBAL INDUSTRIAL
07/30/2025	29,400.00	ISSUED	GOOLSBEE TIRE
07/16/2025	233.84	ISSUED	GOPHER
07/09/2025	1,565.00	ISSUED	GOVCONNECTION INC
07/16/2025	211,765.32	ISSUED	GPD GROUP
07/23/2025	1,806.45	ISSUED	GPD GROUP
07/09/2025	1,460.00	ISSUED	GRADUATE SALES & RECOGNITION LLC
07/23/2025	3,384.42	ISSUED	GRAINGER
07/28/2025	192.00	ISSUED	GRAINGER
07/16/2025	341.94	ISSUED	GRANITE TELECOMMUNICATIONS LLC
07/09/2025	10,339.39	ISSUED	GRAYBAR ELECTRIC COMPANY INC
07/16/2025	6,466.66	ISSUED	GRAYBAR ELECTRIC COMPANY INC
07/23/2025	0.05	ISSUED	GRAYBAR ELECTRIC COMPANY INC
07/09/2025	1,157.43	ISSUED	GRIMCO INC
07/30/2025	81.43	ISSUED	GRIMCO INC
07/23/2025	180.00	ISSUED	GUADALUPE BATRES
07/16/2025	30.00	ISSUED	GUADALUPE GALVAN
07/30/2025	350.00	ISSUED	GULF COAST AREA ASSN SCH BDS



**PASADENA ISD  
ACCOUNTS PAYABLE SYSTEM  
CASH DISBURSEMENTS 07-01-2025 THRU 07-31-2025**

CHECK DATE	CHECK AMOUNT	CODE	VENDOR NAME
07/23/2025	1,414,863.32	ISSUED	GURRY MECHANICAL INC
07/30/2025	330,794.62	ISSUED	GURRY MECHANICAL INC
07/09/2025	74,314.73	ISSUED	H2U WELLNESS CENTERS
07/23/2025	80,559.33	ISSUED	H2U WELLNESS CENTERS
07/02/2025	18,900.00	ISSUED	HARRIS COUNTY DEPT OF EDUC
07/16/2025	9.60	ISSUED	HARRIS COUNTY DEPT OF EDUC
07/16/2025	407.86	ISSUED	HARRIS COUNTY DEPT OF EDUC
07/16/2025	421.02	ISSUED	HARRIS COUNTY DEPT OF EDUC
07/16/2025	297,752.57	ISSUED	HARRIS COUNTY DEPT OF EDUC
07/22/2025	178,500.00	ISSUED	HARRIS COUNTY DEPT OF EDUC
07/23/2025	11.70	ISSUED	HARRIS COUNTY DEPT OF EDUC
07/23/2025	26.00	ISSUED	HARRIS COUNTY DEPT OF EDUC
07/16/2025	109,703.50	ISSUED	HARRIS COUNTY-GENERAL
07/23/2025	7,225.50	ISSUED	HARRIS COUNTY-GENERAL
07/09/2025	250.00	ISSUED	HARRIS COUNTY-RADIO
07/23/2025	35.10	ISSUED	HCTRA
07/28/2025	1,685.39	ISSUED	HCTRA
07/23/2025	95.00	ISSUED	HCTRA-VIOLATIONS
07/23/2025	109.00	ISSUED	HCTRA-VIOLATIONS
07/23/2025	200.00	ISSUED	HECTOR MORALES
07/23/2025	183,714.80	ISSUED	HELLAS CONSTRUCTION INC
07/16/2025	-	ISSUED	HERFF JONES
07/02/2025	108.99	ISSUED	HOLLY LEWALLEN
07/09/2025	14,921.90	ISSUED	HOLT TRUCK CENTERS
07/16/2025	2,033.13	ISSUED	HOLT TRUCK CENTERS
07/23/2025	5,978.52	ISSUED	HOLT TRUCK CENTERS
07/09/2025	546.87	ISSUED	HOME DEPOT CREDIT SERVICE
07/16/2025	546.87	ISSUED	HOME DEPOT CREDIT SERVICE
07/23/2025	11,823.11	ISSUED	HOME DEPOT CREDIT SERVICE
07/30/2025	1,343.20	ISSUED	HOME DEPOT CREDIT SERVICE
07/09/2025	(546.87)	VOIDED	HOME DEPOT CREDIT SERVICE
07/09/2025	236.85	ISSUED	HOPSKIPDRIVE INC
07/23/2025	3,631.66	ISSUED	HOPSKIPDRIVE INC
07/23/2025	154.50	ISSUED	HOUSTON CHRONICLE
07/16/2025	19,550.00	ISSUED	HOUSTON ISD-MFCS
07/16/2025	2,869.41	ISSUED	HUNTON DISTRIBUTION
07/28/2025	60,315.61	ISSUED	HUNTON DISTRIBUTION
07/30/2025	9,026.44	ISSUED	HUNTON DISTRIBUTION
07/28/2025	30,350.00	ISSUED	HUNTON SERVICES
07/28/2025	12.33	ISSUED	HUYETT
07/09/2025	30.80	ISSUED	ICHI-BAN TROPHY & ENGRAVING
07/14/2025	24.00	ISSUED	ICHI-BAN TROPHY & ENGRAVING
07/16/2025	280.21	ISSUED	IMAGENET CONSULTING LLC
07/23/2025	34,815.86	ISSUED	IML SECURITY SUPPLY
07/23/2025	1,059.60	ISSUED	IMPERIAL DADE
07/16/2025	96,500.01	ISSUED	INFO-TECH RESEARCH GROUP INC
07/16/2025	59.28	ISSUED	INSTRUCTURE INC
07/30/2025	227.75	ISSUED	INSTRUCTURE INC
07/28/2025	3,225.06	ISSUED	INTERVAL TECHNOLOGY PARTNERS LLC
07/09/2025	3,060.54	ISSUED	INTSEL STEEL DISTRIBUTORS
07/16/2025	20,992.39	ISSUED	INVENTIVE TECHNOLOGY INC
07/23/2025	772.50	ISSUED	ISPHERE INNOVATION PARTNERS
07/09/2025	5.11	ISSUED	IVAN GARCIA
07/23/2025	483.24	ISSUED	JACQUELYNN BARNES
07/23/2025	33,416.23	ISSUED	JAMAIL & SMITH CONSTRUCTION LP
07/02/2025	76.79	ISSUED	JANET NUZZIE
07/23/2025	110.24	ISSUED	JASON'S DELI

**PASADENA ISD  
ACCOUNTS PAYABLE SYSTEM  
CASH DISBURSEMENTS 07-01-2025 THRU 07-31-2025**

CHECK DATE	CHECK AMOUNT	CODE	VENDOR NAME
07/09/2025	30,725.00	ISSUED	J-A-T SPORTS FLOORING LLC
07/16/2025	10.43	ISSUED	JAYMIE HOFFMAN
07/09/2025	975.00	ISSUED	JB'S MUSIC SCHOOL LLC
07/09/2025	243.10	ISSUED	JENNIFER CONDADO
07/16/2025	63.14	ISSUED	JEREMY RICHARDSON
07/23/2025	441.76	ISSUED	JGR EQUIPMENT SOLUTIONS LLC
07/23/2025	434.50	ISSUED	JIM FORREST
07/16/2025	121.59	ISSUED	JO FINAN-HERNANDEZ
07/02/2025	32.47	ISSUED	JOAN JORDAN
07/02/2025	27.68	ISSUED	JODIE DEFRANCESCO
07/09/2025	390.30	ISSUED	JOE CAMPOS
07/16/2025	168.14	ISSUED	JOE SAAVEDRA
07/09/2025	115.82	ISSUED	JOEL M BERMAN MD PA
07/02/2025	26.60	ISSUED	JOHN EMMONS
07/16/2025	44.10	ISSUED	JOHN SALINAS
07/16/2025	649.68	ISSUED	JOHNSON HVAC DISTRIBUTION
07/23/2025	3,691.52	ISSUED	JOHNSON HVAC DISTRIBUTION
07/09/2025	374.80	ISSUED	JOSE HERNANDEZ
07/09/2025	-	ISSUED	JUANITA GONZALEZ
07/16/2025	140.00	ISSUED	JUANITA MONTOYA-SILVA
07/28/2025	21,811.68	ISSUED	JUST RIGHT READER INC
07/16/2025	-	ISSUED	JUSTIN WINGARD
07/09/2025	69.00	ISSUED	JW PEPPER & SON INC
07/16/2025	84.49	ISSUED	JW PEPPER & SON INC
07/23/2025	605.22	ISSUED	JW PEPPER & SON INC
07/09/2025	12.95	ISSUED	KALEY CARTER
07/09/2025	59.22	ISSUED	KARLA GUTIERREZ
07/23/2025	100.00	ISSUED	KARYME LEAL
07/02/2025	12.95	ISSUED	KATHERINE OSSI
07/23/2025	330.20	ISSUED	KATHERINE OSSI
07/02/2025	110.00	ISSUED	KELLI MONEYHUN
07/23/2025	28.43	ISSUED	KELLY PILLOW
07/23/2025	342.63	ISSUED	KELSI LAUPRECHT
07/09/2025	1,530.87	ISSUED	KENNY FERNANDEZ
07/23/2025	400.00	ISSUED	KEVIN KNIGHT
07/09/2025	44,996.57	ISSUED	KIRK MONT MUNICIPAL UTILITY DIS
07/23/2025	52,561.00	ISSUED	KOMMERICAL KITCHENS
07/02/2025	19.04	ISSUED	KORINA ISAGUIRRE
07/09/2025	58.66	ISSUED	KOURTNEY JONES
07/16/2025	166.01	ISSUED	KRISTEN GIBSON
07/23/2025	65.00	ISSUED	KRISTIN PETERSON
07/09/2025	27.86	ISSUED	KYLE CURD
07/09/2025	1,000.00	ISSUED	LAMAR UNIVERSITY
07/09/2025	9.96	ISSUED	LAURA RIVERA
07/16/2025	182.90	ISSUED	LAUREN ARAGON
07/23/2025	23.87	ISSUED	LAURIE SCARCELLA
07/16/2025	3,396.00	ISSUED	LEADSONLINE LLC
07/09/2025	1,673.50	ISSUED	LEAPIN LEOTARDS
07/02/2025	18.27	ISSUED	LEE HARRIS
07/09/2025	125.00	ISSUED	LELA BAMBERG
07/09/2025	14.63	ISSUED	LETICIA GONZALEZ
07/23/2025	180.00	ISSUED	LETICIA SANCHEZ
07/23/2025	28,476.86	ISSUED	LIBERTY MUTUAL INSURANCE
07/09/2025	451.36	ISSUED	LIBERTY OFFICE PRODUCTS
07/23/2025	32.10	ISSUED	LIBERTY OFFICE PRODUCTS
07/28/2025	14.40	ISSUED	LIBERTY OFFICE PRODUCTS
07/16/2025	12.74	ISSUED	LIBRADA NAVARRETE MALDONADO

**PASADENA ISD  
ACCOUNTS PAYABLE SYSTEM  
CASH DISBURSEMENTS 07-01-2025 THRU 07-31-2025**

CHECK DATE	CHECK AMOUNT	CODE	VENDOR NAME
07/30/2025	564.27	ISSUED	LIBRARIA
07/09/2025	23,680.00	ISSUED	LIBRARY TRAC LLC
07/09/2025	79.97	ISSUED	LINDSEY LESNIEWSKI
07/02/2025	48.65	ISSUED	LISA CATALAN
07/16/2025	3,550.00	ISSUED	LONE STAR LEARNING
07/09/2025	23.80	ISSUED	LORI GRANDE
07/09/2025	2,680.00	ISSUED	LOVING GUIDANCE LLC
07/28/2025	235.70	ISSUED	LOWE'S HOME CENTERS LLC
07/30/2025	26.32	ISSUED	LOWE'S HOME CENTERS LLC
07/30/2025	1,075.00	ISSUED	LTY ENGINEERS
07/24/2025	248.00	ISSUED	M&D SUPPLY INC
07/23/2025	15,190.00	ISSUED	MACKIN EDUCATIONAL RESOURCES
07/02/2025	208.19	ISSUED	MADELINE COLLINS
07/28/2025	509.98	ISSUED	MAGAZINE SUBSCRIPTIONSPTP AUS
07/16/2025	18,425.00	ISSUED	MANGO LANGUAGES
07/28/2025	759.74	ISSUED	MAPP CASTER & SUPPLY INC
07/30/2025	434.33	ISSUED	MAPP CASTER & SUPPLY INC
07/23/2025	180.00	ISSUED	MARAH GARZA
07/09/2025	17.01	ISSUED	MARISOL DELEON-PHILLIPS
07/09/2025	3.92	ISSUED	MARITZA DAVIS
07/02/2025	9.38	ISSUED	MARTHA CORONADO
07/02/2025	332.61	ISSUED	MARY HARRYMAN
07/23/2025	352.52	ISSUED	MARY HARRYMAN
07/28/2025	289.30	ISSUED	MATHESON TRI-GAS INC
07/14/2025	2,790.00	ISSUED	MATHWARM-UPS.COM
07/23/2025	1,548.80	ISSUED	MAVICH LLC
07/16/2025	57.04	ISSUED	MBM FINANCIAL HOLDINGS LP
07/23/2025	200.80	ISSUED	MBM FINANCIAL HOLDINGS LP
07/16/2025	5,040.00	ISSUED	MCKINSTRY ESSENTION LLC
07/30/2025	935.00	ISSUED	MDL ENTERPRISE INC
07/16/2025	46.27	ISSUED	MEGAN LOTT
07/09/2025	12.32	ISSUED	MELISSA GUTIERREZ
07/30/2025	50.00	ISSUED	MELISSA MCCALLA
07/23/2025	272.30	ISSUED	MELISSA RIPPY
07/21/2025	77,572.50	ISSUED	MGT IMPACT SOLUTIONS LLC
07/22/2025	4,500.00	ISSUED	MGT IMPACT SOLUTIONS LLC
07/21/2025	(77,572.50)	VOIDED	MGT IMPACT SOLUTIONS LLC
07/28/2025	100.00	ISSUED	MICHAEL BORREGO
07/09/2025	107.80	ISSUED	MICHAEL KAEMMER
07/09/2025	376.90	ISSUED	MICHAEL VANLOENEN
07/16/2025	7,105.00	ISSUED	MITINET INC
07/16/2025	24,094.00	ISSUED	MOBILE MODULAR PORTABLE STORAGE
07/28/2025	19,575.95	ISSUED	MOBILE MODULAR PORTABLE STORAGE
07/30/2025	-	ISSUED	MOBILE MODULAR PORTABLE STORAGE
07/28/2025	362.41	ISSUED	MODUSERVE
07/30/2025	28.90	ISSUED	MONICA GARZA
07/28/2025	807.39	ISSUED	MSC INDUSTRIAL SUPPLY CO
07/09/2025	52.33	ISSUED	MUSIC AND ARTS
07/23/2025	5,745.00	ISSUED	MUSIC THEATRE INTERNATIONAL
07/09/2025	200.00	ISSUED	NANCY SHARON PRINCE
07/09/2025	751.44	ISSUED	NAPA AUTO PARTS
07/16/2025	926.84	ISSUED	NAPA AUTO PARTS
07/23/2025	1,045.28	ISSUED	NAPA AUTO PARTS
07/16/2025	3,095.68	ISSUED	NAPCO SECURITY TECHNOLOGIES INC
07/09/2025	11.55	ISSUED	NATHAN ARNOLD
07/30/2025	283.60	ISSUED	NATIONAL FFA ORGANIZATION
07/23/2025	19.00	ISSUED	NATIONAL TAILORS

**PASADENA ISD  
ACCOUNTS PAYABLE SYSTEM  
CASH DISBURSEMENTS 07-01-2025 THRU 07-31-2025**

CHECK DATE	CHECK AMOUNT	CODE	VENDOR NAME
07/30/2025	188.37	ISSUED	NATIONAL TAILORS
07/16/2025	1,011.21	ISSUED	NATURA
07/09/2025	494.80	ISSUED	NELDA SULLIVAN
07/23/2025	48,574.02	ISSUED	NETSYNC NETWORK SOLUTIONS
07/23/2025	(48,574.02)	VOIDED	NETSYNC NETWORK SOLUTIONS
07/09/2025	42,781.24	ISSUED	NETSYNC NETWORK SOLUTIONS INC TEXAS
07/16/2025	40,610.01	ISSUED	NETSYNC NETWORK SOLUTIONS INC TEXAS
07/23/2025	44,142.20	ISSUED	NETSYNC NETWORK SOLUTIONS INC TEXAS
07/23/2025	48,574.02	ISSUED	NETSYNC NETWORK SOLUTIONS INC TEXAS
07/16/2025	63.84	ISSUED	NICHOLE RICHARDSON
07/23/2025	100.00	ISSUED	NICKOLAS BARON
07/09/2025	208.00	ISSUED	NOVUS WOOD GROUP LP
07/23/2025	1,736.00	ISSUED	NOVUS WOOD GROUP LP
07/30/2025	11,978.43	ISSUED	NRG PARK
07/28/2025	1,995.00	ISSUED	NUMERACY CONSULTANTS LLC
07/02/2025	1,401.65	ISSUED	ODP BUSINESS SOLUTIONS LLC
07/09/2025	40.69	ISSUED	ODP BUSINESS SOLUTIONS LLC
07/23/2025	544.20	ISSUED	ODP BUSINESS SOLUTIONS LLC
07/28/2025	562.74	ISSUED	ODP BUSINESS SOLUTIONS LLC
07/30/2025	3,230.72	ISSUED	ODP BUSINESS SOLUTIONS LLC
07/09/2025	4,082.16	ISSUED	O'REILLY AUTO PARTS
07/14/2025	494.09	ISSUED	O'REILLY AUTO PARTS
07/23/2025	817.31	ISSUED	O'REILLY AUTO PARTS
07/16/2025	28.34	ISSUED	OTC BRANDS INC
07/16/2025	49,321.81	ISSUED	OVOL USA
07/23/2025	3,695.00	ISSUED	OXYGEN FORENSICS INC
07/23/2025	5,130.04	ISSUED	PARTS TOWN LLC
07/09/2025	750.00	ISSUED	PASADENA CHAMBER OF COMMERCE
07/28/2025	500.00	ISSUED	PASADENA CHAMBER OF COMMERCE
07/09/2025	50.00	ISSUED	PATRICIA CHAVEZ
07/16/2025	40.00	ISSUED	PAUL KENNEDY
07/09/2025	82,998.23	ISSUED	PBK ARCHITECTS INC
07/16/2025	350.00	ISSUED	PEOPLE'S CHOICE ASSOCIATION
07/23/2025	876.00	ISSUED	PHONOSCOPE INC
07/16/2025	2,798.85	ISSUED	PIONEER CONTRACT SERVICES INC
07/16/2025	310.00	ISSUED	PISD POLICE OFFICERS ASSOC
07/23/2025	4,277.04	ISSUED	PITNEY BOWES GLOBAL FINAN SRVS
07/09/2025	2,760.00	ISSUED	PO PANHA CORPORATION
07/23/2025	18,295.50	ISSUED	PO PANHA CORPORATION
07/28/2025	259.00	ISSUED	PO PANHA CORPORATION
07/23/2025	214,846.33	ISSUED	PREFERRED TECHNOLOGIES LLC
07/23/2025	170.00	ISSUED	PRIMOS ALARM & TINT
07/16/2025	665.40	ISSUED	PRINT CENTRAL
07/30/2025	3,975.00	ISSUED	PROGRESS LEARNING LLC
07/09/2025	6,024.90	ISSUED	PYRAMID SCHOOL PRODUCTS
07/28/2025	203.52	ISSUED	PYRAMID SCHOOL PRODUCTS
07/30/2025	4,533.84	ISSUED	PYRAMID SCHOOL PRODUCTS
07/09/2025	1,383.00	ISSUED	QUILL LLC
07/02/2025	1,340.00	ISSUED	R & K COMMERCIAL AQUATIC SERVICE
07/23/2025	1,340.00	ISSUED	R & K COMMERCIAL AQUATIC SERVICE
07/30/2025	698.05	ISSUED	RABA KISTNER INC
07/23/2025	85.00	ISSUED	RALLY INC
07/23/2025	180.00	ISSUED	RAYMONA HAROLD
07/09/2025	10.15	ISSUED	REBEKKA ALLEN
07/23/2025	633.40	ISSUED	REECE SUPPLY COMPANY
07/02/2025	5,804.00	ISSUED	REGION IV EDUCATION SRVC CENTER
07/09/2025	860.00	ISSUED	REGION IV EDUCATION SRVC CENTER

**PASADENA ISD  
ACCOUNTS PAYABLE SYSTEM  
CASH DISBURSEMENTS 07-01-2025 THRU 07-31-2025**

CHECK DATE	CHECK AMOUNT	CODE	VENDOR NAME
07/16/2025	2,782.98	ISSUED	REGION IV EDUCATION SRVC CENTER
07/23/2025	5,369.00	ISSUED	REGION IV EDUCATION SRVC CENTER
07/28/2025	190.00	ISSUED	REGION IV EDUCATION SRVC CENTER
07/02/2025	4,802.88	ISSUED	RELIANT BUSINESS PRODUCTS
07/02/2025	1,484.80	ISSUED	REPUBLIC SERVICES INC #853
07/16/2025	14,303.23	ISSUED	REPUBLIC SERVICES INC #853
07/30/2025	696.00	ISSUED	REPUBLIC SERVICES INC #853
07/09/2025	881.26	ISSUED	RICOH USA INC
07/09/2025	0.58	ISSUED	RICOH USA INC
07/09/2025	0.58	ISSUED	RICOH USA INC
07/09/2025	(0.58)	VOIDED	RICOH USA INC
07/23/2025	415.15	ISSUED	RIDLEY'S VACUUM & JANITORIAL
07/30/2025	21,176.50	ISSUED	RIDLEY'S VACUUM & JANITORIAL
07/23/2025	236.91	ISSUED	ROBERT MCGUILL
07/09/2025	18.20	ISSUED	ROBERT SMITH
07/09/2025	16,855.00	ISSUED	ROESSLER EQUIPMENT CO INC
07/16/2025	209.10	ISSUED	ROLANDO MERCHAN
07/09/2025	130.00	ISSUED	ROTARY CLUB OF PASADENA
07/09/2025	-	ISSUED	ROXIE KNEISLER
07/28/2025	1,260.00	ISSUED	RUNOFF MANAGEMENT GROUP INC
07/09/2025	57.33	ISSUED	RUPERTO JASO
07/09/2025	5,608.72	ISSUED	RUSH BUS CENTER
07/16/2025	6,049.19	ISSUED	RUSH BUS CENTER
07/23/2025	247.70	ISSUED	RUSH BUS CENTER
07/23/2025	389.37	ISSUED	RUSH BUS CENTER
07/28/2025	2,161.56	ISSUED	RUSH BUS CENTER
07/28/2025	1,434.09	ISSUED	RUSH BUS CENTER
07/02/2025	8.61	ISSUED	RUTH TENORIO
07/02/2025	37.31	ISSUED	RYAN FOUNTAIN
07/09/2025	1,200.00	ISSUED	SALAS O'BRIEN LLC
07/09/2025	500.00	ISSUED	SAN JACINTO COLLEGE
07/30/2025	559.60	ISSUED	SANDRA HUHN
07/23/2025	135,700.00	ISSUED	SAVVAS LEARNING COMPANY LLC
07/09/2025	949.95	ISSUED	SCHOOL SPECIALTY LLC
07/16/2025	4,472.00	ISSUED	SECURLY INC
07/23/2025	1,952.50	ISSUED	SECURLY INC
07/09/2025	4,869.50	ISSUED	SEIDLITZ EDUCATION LLC
07/02/2025	7.28	ISSUED	SELENA CONTRERAS
07/09/2025	97.86	ISSUED	SHANDA KAROW
07/02/2025	16,064.68	ISSUED	SHERWIN-WILLIAMS (SPENCER)
07/28/2025	1,463.46	ISSUED	SHERWIN-WILLIAMS (SPENCER)
07/09/2025	164.00	ISSUED	SIMS
07/30/2025	164.00	ISSUED	SIMS
07/09/2025	11,452.00	ISSUED	SKG CONSULTING LLC
07/09/2025	96,129.00	ISSUED	SKYWARD ACCOUNTING DEPT
07/16/2025	314,640.00	ISSUED	SKYWARD ACCOUNTING DEPT
07/16/2025	-	ISSUED	SNAP-ON INDUSTRIAL
07/16/2025	8,125.00	ISSUED	SOFTCHALK LLC
07/23/2025	180.00	ISSUED	SORANJEL PENA
07/30/2025	100.00	ISSUED	SOTO, SARAH
07/30/2025	195.00	ISSUED	SOUTH BELT-ELLINGTON CHAMBER
07/16/2025	800.00	ISSUED	SOUTH BELT-ELLINGTON LEADER
07/16/2025	103.20	ISSUED	SOUTHERN FLORAL COMPANY
07/23/2025	2,638.75	ISSUED	SOUTHWEST EMBLEM CO
07/23/2025	1,128.75	ISSUED	SPALDING NICHOLS LAMP LANGLOIS
07/09/2025	21.18	ISSUED	SPARKLETTS AND SIERRA SPRINGS
07/23/2025	410.07	ISSUED	SPARKLETTS AND SIERRA SPRINGS

**PASADENA ISD  
ACCOUNTS PAYABLE SYSTEM  
CASH DISBURSEMENTS 07-01-2025 THRU 07-31-2025**

CHECK DATE	CHECK AMOUNT	CODE	VENDOR NAME
07/30/2025	11.94	ISSUED	SPARKLETTS AND SIERRA SPRINGS
07/16/2025	25.05	ISSUED	SPOK INC
07/09/2025	68.46	ISSUED	STACEY BARBER
07/16/2025	324.90	ISSUED	STEPHANIE SPITZER
07/23/2025	506.98	ISSUED	STEPHEN JOHNSON
07/23/2025	18,619.92	ISSUED	STEPS TO LITERACY
07/09/2025	1,475.00	ISSUED	STERLING ENVIRONMENTAL CONSULT
07/16/2025	7,605.00	ISSUED	STUDIES WEEKLY INC
07/16/2025	328.53	ISSUED	SULLIVAN SUPPLY INC
07/09/2025	9,112.25	ISSUED	SUMMIT REFRIGERANTS
07/16/2025	37,387.37	ISSUED	SUN COAST RESOURCES LLC
07/23/2025	6,611.64	ISSUED	SUN COAST RESOURCES LLC
07/16/2025	10.99	ISSUED	SUSAN WILLCOX
07/09/2025	5,228.30	ISSUED	SW SCHOOL SUPPLY
07/09/2025	10,348.80	ISSUED	SW SCHOOL SUPPLY
07/16/2025	33,112.80	ISSUED	SW SCHOOL SUPPLY
07/30/2025	6,570.52	ISSUED	SW SCHOOL SUPPLY
07/16/2025	653.00	ISSUED	SWANK MOVIE LICENSING USA
07/16/2025	2,318.00	ISSUED	SYNOVIA SOLUTIONS LLC
07/23/2025	1,829,640.52	ISSUED	TADCO ROOFING & WATERPROOFING
07/09/2025	-	ISSUED	TAMIKA ALFORD-STEPHENS
07/09/2025	166.22	ISSUED	TAMIKO BROWN
07/30/2025	482.90	ISSUED	TAMMY DIBELLA
07/09/2025	110.00	ISSUED	TANIS GRIFFIN
07/30/2025	161.71	ISSUED	TANYA HAGAR
07/16/2025	1,007.24	ISSUED	TCTA
07/09/2025	4,556.25	ISSUED	TERRACON CONSULTANTS INC
07/23/2025	11,658.75	ISSUED	TERRACON CONSULTANTS INC
07/23/2025	19,797.51	ISSUED	TERRACON CONSULTANTS INC
07/16/2025	2,061.44	ISSUED	TEXAS AFT AMP
07/28/2025	2,148.98	ISSUED	TEXAS ALTERNATOR STARTER SVC
07/16/2025	80.00	ISSUED	TEXAS DEPT OF LICENSING & REG
07/16/2025	640.00	ISSUED	TEXAS DEPT OF LICENSING & REG
07/23/2025	520.00	ISSUED	TEXAS HS ATH DIRECTORS ASSOC
07/09/2025	2,500.00	ISSUED	TEXAS LUTHERAN UNIVERSITY
07/23/2025	466,671.00	ISSUED	THE BROKERAGE STORE INC
07/09/2025	6,544.94	ISSUED	THE BURMAX COMPANY INC
07/16/2025	2,658.96	ISSUED	THE LUNCH BOX LLC
07/16/2025	4,032.00	ISSUED	THE MONARCH SCHOOL INC
07/09/2025	1,000.00	ISSUED	THE TREMONT HOUSE HOTEL
07/09/2025	329.00	ISSUED	THE VIRTUAL MEET EXPERIENCE LLC
07/23/2025	7,990.00	ISSUED	THEMES AND VARIATIONS
07/16/2025	109.69	ISSUED	THERESA KAMARA
07/09/2025	5,454.81	ISSUED	THOMAS BUS GULF COAST
07/16/2025	3,362.68	ISSUED	THOMAS BUS GULF COAST
07/23/2025	7,524.38	ISSUED	THOMAS BUS GULF COAST
07/23/2025	1,055.10	ISSUED	THOMAS BUS GULF COAST
07/28/2025	9,463.46	ISSUED	THOMAS BUS GULF COAST
07/16/2025	110.00	ISSUED	THOMAS DOUGLAS
07/23/2025	4,907.50	ISSUED	THOMPSON & HORTON LLP
07/16/2025	630.35	ISSUED	THOMSON REUTERS-WEST
07/30/2025	140.00	ISSUED	TINA DVORAK
07/16/2025	150.86	ISSUED	TIVA
07/28/2025	150.86	ISSUED	TIVA
07/16/2025	150.86	ISSUED	TIVA
07/28/2025	(150.86)	VOIDED	TIVA
07/16/2025	1,171.00	ISSUED	TMPA

**PASADENA ISD  
ACCOUNTS PAYABLE SYSTEM  
CASH DISBURSEMENTS 07-01-2025 THRU 07-31-2025**

<b>CHECK DATE</b>	<b>CHECK AMOUNT</b>	<b>CODE</b>	<b>VENDOR NAME</b>
07/09/2025	520.00	ISSUED	TMSCA
07/02/2025	72.66	ISSUED	TOM LE
07/23/2025	18.10	ISSUED	TONY BARRERA
07/02/2025	9.03	ISSUED	TRACI POWELL
07/16/2025	300.00	ISSUED	TRACY QUACH
07/09/2025	13.86	ISSUED	TREVOR REYNOLDS
07/23/2025	19,836.92	ISSUED	TRUE NORTH CONSULTING GRP LLC
07/23/2025	255.00	ISSUED	TSPRA
07/23/2025	2,040.00	ISSUED	TSPRA
07/16/2025	20,814.36	ISSUED	TSTA
07/16/2025	149.25	ISSUED	ULINE INC
07/09/2025	26,165.75	ISSUED	UNITED DATA TECHNOLOGIES INC
07/09/2025	531.25	ISSUED	UNITED REFRIGERATION INC
07/28/2025	5,739.30	ISSUED	UNITED REFRIGERATION INC
07/09/2025	3,514.00	ISSUED	UNIV OF HOUSTON-CLEAR LAKE
07/23/2025	8,152.48	ISSUED	UNIV OF HOUSTON-CLEAR LAKE
07/23/2025	2,491.00	ISSUED	UNIVERSAL CHEERLEADERS ASSOC
07/09/2025	574.50	ISSUED	UNIVERSAL MELODY SERVICES
07/09/2025	1,000.00	ISSUED	UNIVERSITY OF TEXAS AT AUSTIN
07/23/2025	29.47	ISSUED	UNLAUB/CHANNEL BEARING & SUPPLY LLC
07/01/2025	50.69	ISSUED	US DEPARTMENT OF TREASURY
07/01/2025	368.27	ISSUED	US DEPARTMENT OF TREASURY
07/16/2025	368.27	ISSUED	US DEPARTMENT OF TREASURY
07/16/2025	50.69	ISSUED	US DEPARTMENT OF TREASURY
07/28/2025	237.64	ISSUED	UTILITY REFRIGERATOR
07/30/2025	351.23	ISSUED	UTILITY REFRIGERATOR
07/14/2025	21,768.10	ISSUED	VARSITY BRANDS HOLDING CO INC
07/23/2025	10,739.22	ISSUED	VARSITY BRANDS HOLDING CO INC
07/16/2025	473.00	ISSUED	VELAZQUEZ PRESS
07/23/2025	2,430.00	ISSUED	VERITIV POLLOCK
07/09/2025	1,785.53	ISSUED	VERIZON WIRELESS
07/09/2025	732.00	ISSUED	VESTIGE INTERNATIONAL
07/09/2025	58.49	ISSUED	VISUAL EDGE IT INC
07/28/2025	5,864.14	ISSUED	VMI PREMIER GROUP LLC
07/09/2025	1,204.00	ISSUED	VOLT
07/23/2025	331.20	ISSUED	WAYNE MERTZ
07/16/2025	56.77	ISSUED	WENDY MURPHY
07/16/2025	4,904.00	ISSUED	WHITLEY PENN LLP
07/01/2025	1,413.26	ISSUED	WILLIAM E. HEITKAMP
07/16/2025	1,413.26	ISSUED	WILLIAM E. HEITKAMP
07/28/2025	25,875.00	ISSUED	WILLIAM MARSH RICE UNIV
07/28/2025	612.65	ISSUED	WILSONART LLC
07/02/2025	32,814.69	ISSUED	WM CORPORATE SERVICES INC
07/16/2025	1,604.47	ISSUED	WM CORPORATE SERVICES INC
07/23/2025	394.15	ISSUED	XEROX BUSINESS SOLUT SOUTHWEST
07/16/2025	1,291.52	ISSUED	XEROX FINANCIAL SERVICES
07/23/2025	580.30	ISSUED	XEROX FINANCIAL SERVICES
07/28/2025	932.47	ISSUED	XEROX FINANCIAL SERVICES
07/30/2025	134.85	ISSUED	XEROX FINANCIAL SERVICES
07/02/2025	20.93	ISSUED	YVETTE HOISINGTON
07/23/2025	100.00	ISSUED	YVETTE RAMOS
07/16/2025	12,241.28	ISSUED	ZOOBEAN INC

## July 2025 Tax Refunds

<b>Payer Name</b>	<b>Issue/Void</b>	<b>Amount</b>
1910 LLC	Issue	(2223.51)
AGUILAR EBODIO & ANA M	Issue	(1340.19)
AGUILAR EBODIO & ANA M	Issue	(1630.57)
ALARCON LEODEGARIO A	Issue	(1195.47)
ALARCON LEODEGARIO A	Issue	(1287.17)
ALCANTAR MONICA	Issue	(709.03)
ALCANTAR MONICA	Issue	(764.23)
AYALA MARIO IV	Issue	(725.77)
AYALA MARIO IV	Issue	(773.02)
BANK ONE TEXAS NATIONAL ASSOCIATION	Issue	(1262.78)
BESSER ALLISON	Issue	(1387.66)
BESSER ALLISON	Issue	(1487.47)
CALLADO JOSUE & AURORA	Issue	(1507.97)
CALLADO JOSUE & AURORA	Issue	(1406.78)
CAMARILLO-GARCIA LIDIA A	Issue	(713.46)
CAMARILLO-GARCIA LIDIA A	Issue	(663.60)
CARDENAS VINCENT & JANE	Issue	(580.28)
CARDENAS VINCENT & JANE	Issue	(170.73)
CASTRO MARIO JR	Issue	(1410.20)
CASTRO MARIO JR	Issue	(1503.21)
CAVAZOS GUSTAVO & MARIA	Issue	(504.23)
CAVAZOS GUSTAVO & MARIA	Issue	(170.73)
CLEM CHRISTIAN DAVID & MICHELLE RENEE	Issue	(1417.11)
CLEM CHRISTIAN DAVID & MICHELLE RENEE	Issue	(1525.80)
CORALS LLC	Issue	(993.88)
CRUZ YAZMIN	Issue	(1509.74)
CRUZ YAZMIN	Issue	(1404.38)
DELUNA ADRIAN E	Issue	(1382.96)
DELUNA ADRIAN E	Issue	(1689.96)
DELUNA ADRIAN E	Void	1689.96
DELUNA ADRIAN E	Void	1382.96
DOUGLAS JOE EMMIT	Issue	(160.24)
DOUGLAS JOE EMMIT	Issue	(136.58)
DOUGLAS JOE EMMIT	Issue	(147.06)
EDGEBROOK LLC	Issue	(962.81)
FARAH 1 INTERNATIONAL LLC	Issue	(9710.85)
FLORES GUILLERMO R	Issue	(3530.59)
FLORES GUILLERMO R	Issue	(2020.10)
FORD BRIAN A & SHEILA	Issue	(204.04)
FORD BRIAN A & SHEILA	Void	204.04
GALILEO APOLLO III TX LP	Issue	(12587.37)
GALILEO APOLLO III TX LP	Issue	(1259.50)
GALVAN JOSE LUIS JR	Issue	(1345.41)



## **July 2025 Tax Refunds**

<b>Payer Name</b>	<b>Issue/Void</b>	<b>Amount</b>
GALVAN JOSE LUIS JR	Issue	(1445.77)
GARCIA LEIANESSE REINA	Issue	(1409.20)
GARCIA LEIANESSE REINA	Issue	(1308.85)
GARZA AMERICO	Issue	(1179.40)
GARZA AMERICO	Issue	(1468.97)
GARZA SERVANDO JR	Issue	(85.36)
GARZA SERVANDO JR	Issue	(271.78)
GOMEZ EDILIA M	Issue	(1464.54)
GOMEZ LUIS C	Issue	(1714.33)
GOMEZ LUIS C	Issue	(1603.04)
GONZALEZ FRANCISCO	Issue	(759.04)
GONZALEZ FRANCISCO	Issue	(704.97)
GONZALEZ MANUEL M	Issue	(188.14)
GONZALEZ MANUEL M	Issue	(82.42)
GUTIERRREZ SYLVIA & STEPHEN A	Issue	(170.73)
GUTIERRREZ SYLVIA & STEPHEN A	Issue	(591.44)
GUZMAN ROSANNA P	Issue	(1492.90)
GUZMAN ROSANNA P	Issue	(1401.80)
HERNANDEZ ANTHONY	Issue	(804.83)
HERNANDEZ ANTHONY	Issue	(747.49)
HERNANDEZ JUANITA	Issue	(262.64)
HERNANDEZ JUANITA	Issue	(182.68)
HERNANDEZ MIGUEL	Issue	(865.74)
HERNANDEZ MIGUEL	Issue	(921.52)
HOUSTON STERLING COURT SENIOR RESIDENCES	Issue	(7001.99)
JOHN HEAVENS & LOVEY H	Issue	(1823.66)
JOHN HEAVENS & LOVEY H	Issue	(1695.71)
JOURNEYS SHOE STORE	Issue	(86.83)
JOURNEYS SHOES 510	Issue	(164.70)
JUAREZ JAZMIN	Issue	(1406.74)
JUAREZ JAZMIN	Issue	(1928.43)
LABANZAT TORRES NORA A	Void	4500.93
LIVINGSTON HUNTER L & ANDREA L	Issue	(1860.14)
MARIN EVA PINEDA	Issue	(1361.64)
MARIN EVA PINEDA	Issue	(1466.08)
MARTINEZ EMEGDIO	Issue	(1464.45)
MARTINEZ EMEGDIO	Issue	(1576.78)
MITCHELL JUSTIN LYNN & TRICIA MARIE	Issue	(1629.07)
MITCHELL JUSTIN LYNN & TRICIA MARIE	Issue	(1754.02)
MORENO EMELINA D	Issue	(752.76)
MORENO EMELINA D	Issue	(712.30)
NGUYEN KEVIN	Issue	(1917.12)
NGUYEN KEVIN	Issue	(2048.38)

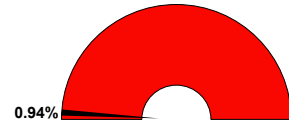
## **July 2025 Tax Refunds**

<b>Payer Name</b>	<b>Issue/Void</b>	<b>Amount</b>
OCASIO NOEL	Issue	(1338.29)
OCASIO NOEL	Issue	(1432.48)
ORANTES-JIMENEZ NUDWIN V	Issue	(902.77)
PHAM MAI T	Issue	(1575.96)
PHILLIPS MALCOLM G	Issue	(2611.70)
PHILLIPS MALCOLM G	Issue	(1026.64)
PRATER LALANIA	Issue	(1390.29)
PRATER LALANIA	Issue	(1795.49)
PRESTON & CRENSHAW INTERESTS LLC	Issue	(1945.98)
RAMIREZ MARTIN	Issue	(688.92)
RAMIREZ MARTIN	Issue	(747.28)
REALTY INCOME US CORE PLUS TX 2 LP	Issue	(6197.15)
REYES ARBEY J	Issue	(1447.42)
REYES HILDA ARTEAGA	Issue	(1274.94)
REYES HILDA ARTEAGA	Issue	(1378.48)
RHODES DEMARIO & ADREANNA	Issue	(1387.90)
RHODES DEMARIO & ADREANNA	Issue	(1483.52)
ROCO JAIKEL PUPO	Issue	(1043.77)
ROCO JAIKEL PUPO	Issue	(969.42)
RODRIGUEZ TERESA	Issue	(947.64)
RODRIGUEZ TERESA	Issue	(620.50)
RODRIGUEZ TERESA	Void	947.64
RODRIGUEZ TERESA	Void	620.50
ROJAS JOSE RODOLFO	Issue	(1553.12)
ROJAS JOSE RODOLFO	Issue	(1445.20)
SAMS REAL ESTATE BUSINESS	Issue	(9528.19)
SHAIK TASNEEM B	Issue	(345.75)
SMITH VALESSA M	Issue	(1452.89)
SMITH VALESSA M	Issue	(1564.33)
SPCP DOMAIN OWNER LLC	Issue	(57761.66)
SPCP DOMAIN OWNER LLC	Issue	(6731.31)
SUN MEADOW PROPERTY HOLDINGS LLC	Void	24934.32
SWEET GALEANNA BAKERY AND DECOR	Issue	(120.89)
VALLES ALEXIS & SAUCEDO AMERICA	Issue	(1412.19)
VALLES ALEXIS & SAUCEDO AMERICA	Issue	(1514.22)
VORCHEIMER ZACHARY & MELISSA E	Issue	(1711.16)
VORCHEIMER ZACHARY & MELISSA E	Issue	(1822.44)
WALLACE CHARLES	Issue	(170.73)
WALLACE CHARLES	Issue	(206.35)

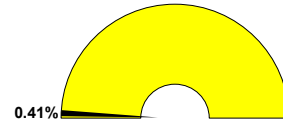
# General Fund | Revenue Dashboard

For the Period Ending July 31, 2025

**Projected Year End Fund Balance  
as % of Budgeted Revenues**




**Actual YTD Revenues**




**Projected YTD Revenues  
9.04%**

**Actual YTD Local Sources**



**Projected YTD Local Sources  
3.19%**

**Actual YTD State Sources**



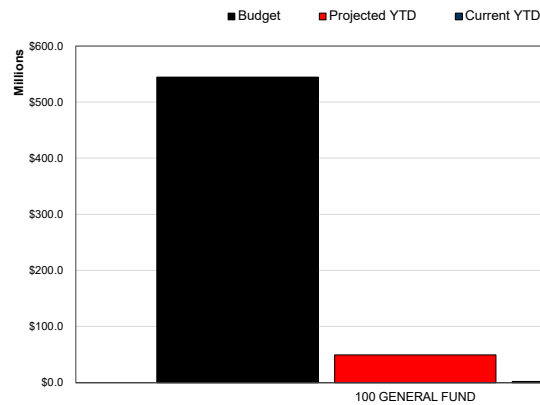
**Projected YTD State Sources  
11.03%**

## Top 10 Sources of Revenue Year-to-Date

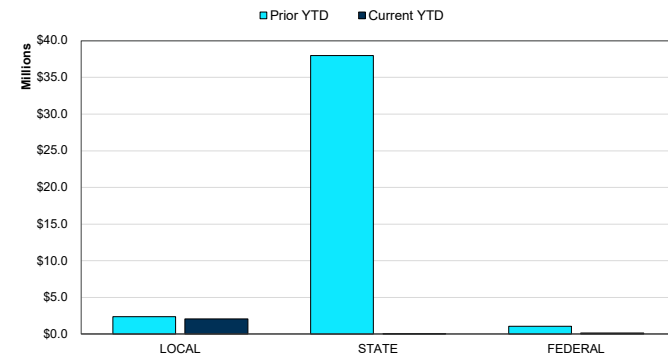
Taxes, Prior Years	\$1,326,155
Earnings From Temporary Deposits And Investments	\$323,570
Penalties, Interest, And Other Tax Revenues	\$280,329
Federal Revenues Distributed By The Texas Education Agency	\$159,326
Other Revenues From Local Sources	\$154,595
Federal Revenues Distributed Directly From The Federal Government	\$11,836
State Pgm Distrib Tea	\$4,475
Tuition And Fees From Local Sources	\$3,900
Rent	\$2,590
School Health And Related Services (Shars)	\$2,101

**Percent of Total Revenues YTD 100.43%**

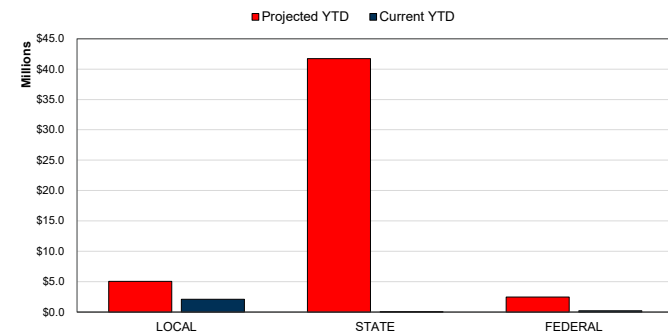
## Revenue Comparison



## Revenue by Source



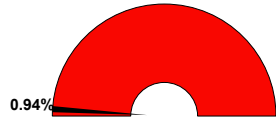
## Revenue by Source



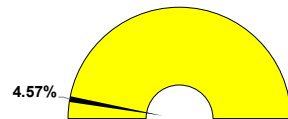
# General Fund | Expenditure Dashboard

For the Period Ending July 31, 2025

**Projected Year End Fund Balance  
as % of Budgeted Expenditures**

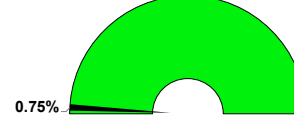


**Actual YTD Expenditures**




**Projected YTD Expenditures  
3.53%**

**Actual YTD Instruction**



**Projected YTD Instruction  
4.22%**

**Actual YTD Payroll Costs**



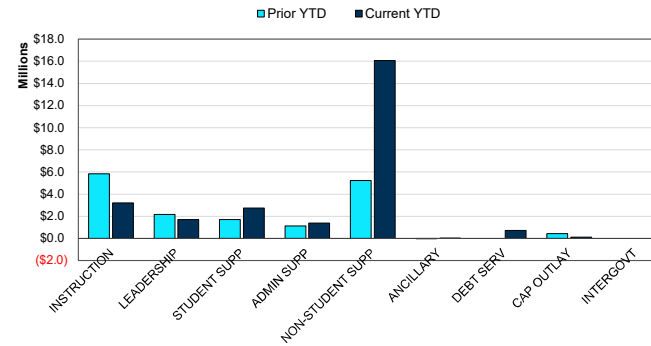
**Projected YTD Payroll Costs  
4.66%**

**Top 10 Expenditures by Function Year-to-Date**

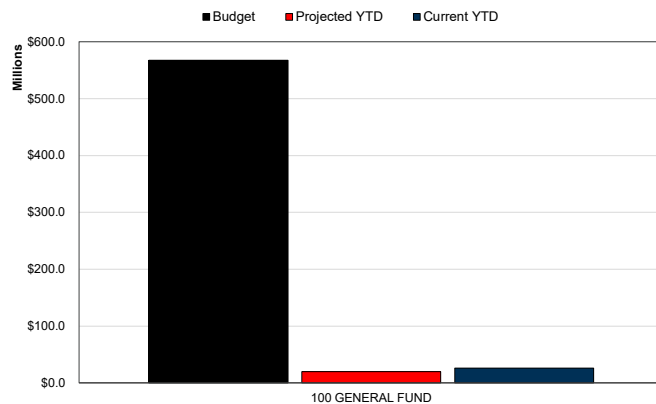
Plant Maint/Operations	\$14,421,739
Instruction	\$2,468,144
Student Transportation	\$1,650,769
General Administration	\$1,383,496
Data Processing Svs	\$1,268,099
School Leadership	\$1,098,050
Debt Svs	\$714,555
Instructional Leadership	\$606,097
Cocurr/Extracurr Activity	\$603,780
Curr/Instruc Staff Devel	\$504,453

**Percent of Total Expenditures YTD 95.25%**

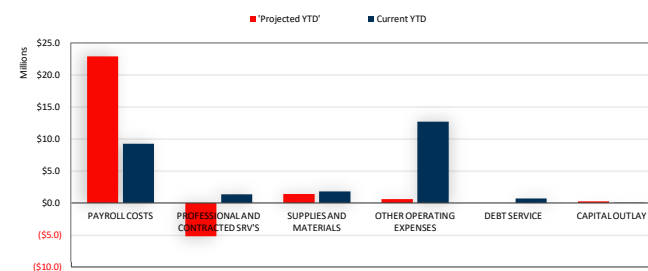
**Expenditures by Function**



**Expenditure Comparison**

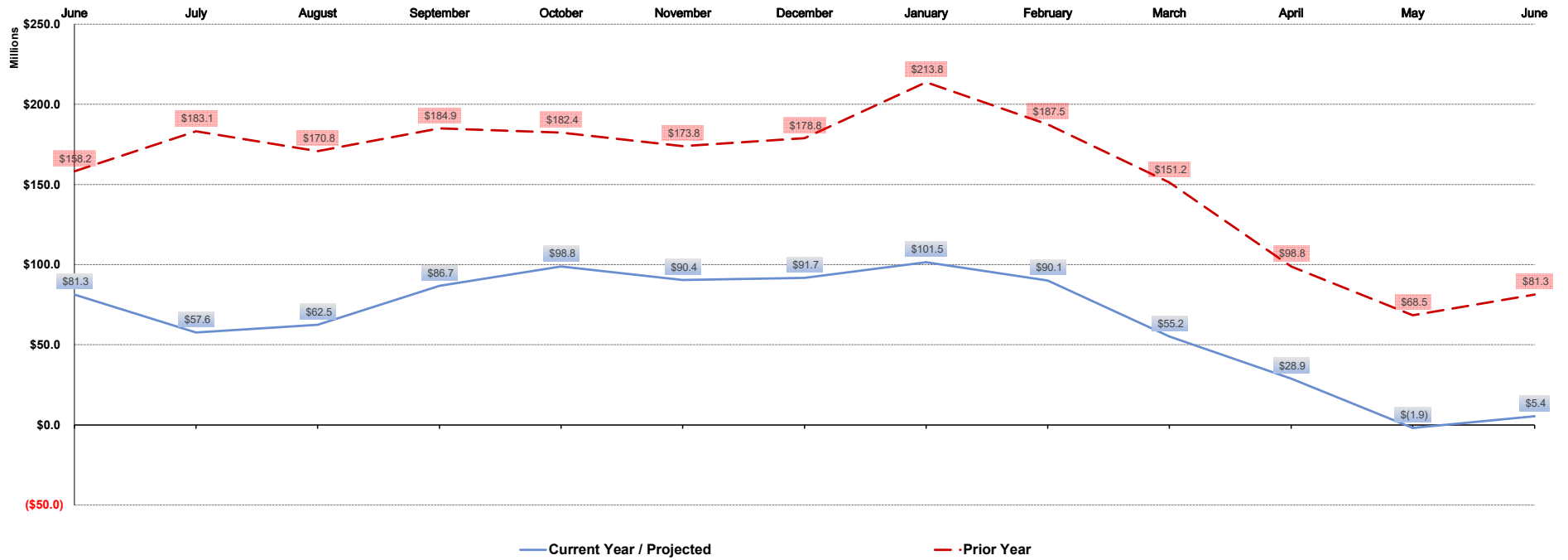


**Expenditures by Object**



## General Fund

For the Period Ending July 31, 2025

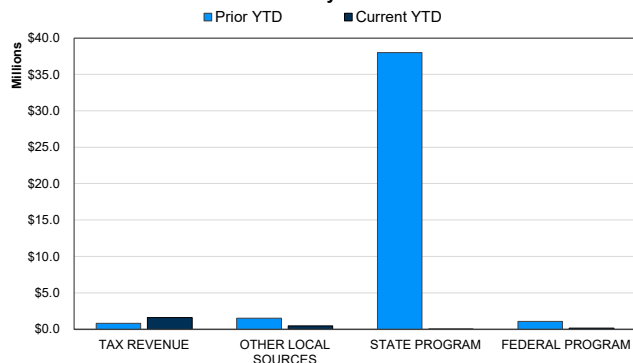


## General Fund | Function Financial Summary

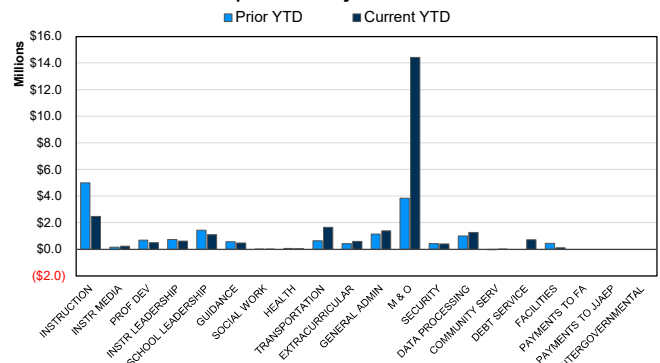
For the Period Ending July 31, 2025

	Prior YTD	Prior Year Actual	YTD % of PY Actual	Current YTD	Annual Budget	YTD % of Budget
<b>REVENUES</b>						
Tax Revenue	\$829,643	\$169,736,211	0.49%	\$1,606,484	\$145,237,845	1.11%
Other Local Sources	1,538,872	13,518,874	11.38%	474,472	12,627,826	3.76%
State Program	38,006,776	306,250,603	12.41%	4,935	378,234,878	0.00%
Federal Program	1,092,695	8,869,149	12.32%	173,262	8,306,000	2.09%
<b>TOTAL REVENUE</b>	<b>\$41,467,986</b>	<b>\$498,374,837</b>	<b>8.32%</b>	<b>\$2,259,153</b>	<b>\$544,406,549</b>	<b>0.41%</b>
<b>EXPENDITURES FUNCTIONS</b>						
Instruction	\$4,990,120	\$342,588,690	1.46%	\$2,468,144	\$330,673,764	0.75%
Instructional Media	171,382	7,414,886	2.31%	225,763	7,749,394	2.91%
Curriculum & Personnel Development	681,861	7,043,343	9.68%	504,453	7,242,505	6.97%
Instructional Leadership	731,640	8,688,297	8.42%	606,097	9,212,150	6.58%
School Leadership	1,440,798	44,350,679	3.25%	1,098,050	44,590,040	2.46%
Guidance & Counseling	573,859	26,808,043	2.14%	462,786	28,231,439	1.64%
Social Work Services	19,484	217,424	8.96%	11,543	253,090	4.56%
Health Services	53,882	5,789,959	0.93%	32,657	6,288,407	0.52%
Pupil Transportation	643,997	20,432,902	3.15%	1,650,769	20,044,996	8.24%
Extracurricular Activities	424,491	8,783,351	4.83%	603,780	4,842,628	12.47%
General Administration	1,141,774	14,307,332	7.98%	1,383,496	15,099,252	9.16%
Plant Maintenance & Operations	3,829,861	61,023,000	6.28%	14,421,739	63,637,933	22.66%
Security & Monitoring Services	423,550	9,605,222	4.41%	390,988	8,194,799	4.77%
Data Processing Services	992,031	13,816,867	7.18%	1,268,099	13,262,228	9.56%
Community Service	(\$10,955)	219,940	(4.98%)	1,883	213,410	0.88%
Debt Service	0	4,886,473	0.00%	714,555	1,280,094	55.82%
Facilities Acq. & Construction	439,065	3,898,066	11.26%	108,033	2,594,197	4.16%
Payments to Fiscal Agent	0	1,670,860	0.00%	0	1,940,455	0.00%
Payments to JJAEP Programs	0	73,780	0.00%	0	100,000	0.00%
Other Intergovernmental Charges	0	1,726,486	0.00%	0	2,023,000	0.00%
<b>TOTAL EXPENDITURES</b>	<b>\$16,546,840</b>	<b>\$583,345,600</b>	<b>2.84%</b>	<b>\$25,952,835</b>	<b>\$567,473,781</b>	<b>4.57%</b>
<b>SURPLUS / (DEFICIT)</b>	<b>\$24,921,146</b>	<b>(\$84,970,763)</b>		<b>(\$23,693,682)</b>	<b>(\$23,067,232)</b>	
<b>NET CHANGE IN FUND BALANCE</b>	<b>\$24,921,146</b>	<b>(\$76,920,266)</b>		<b>(\$23,693,682)</b>	<b>(\$23,067,232)</b>	
<b>ENDING FUND BALANCE</b>	<b>\$183,114,052</b>	<b>\$81,272,640</b>		<b>\$96,485,732</b>	<b>\$97,112,182</b>	

Revenues by Source



Expenditures by Function

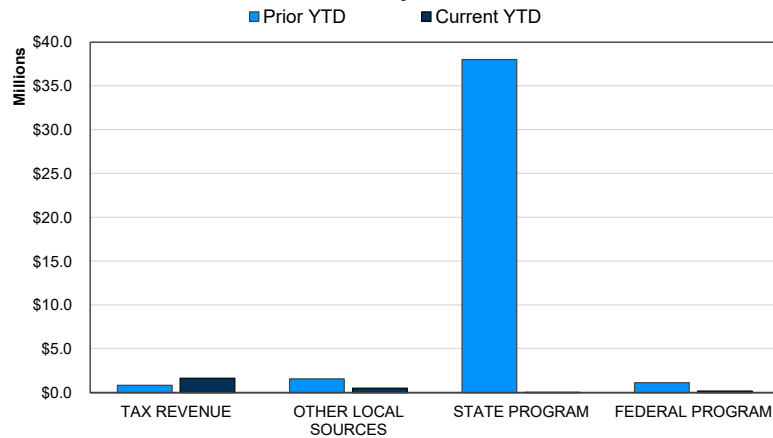


# General Fund | Object Financial Summary

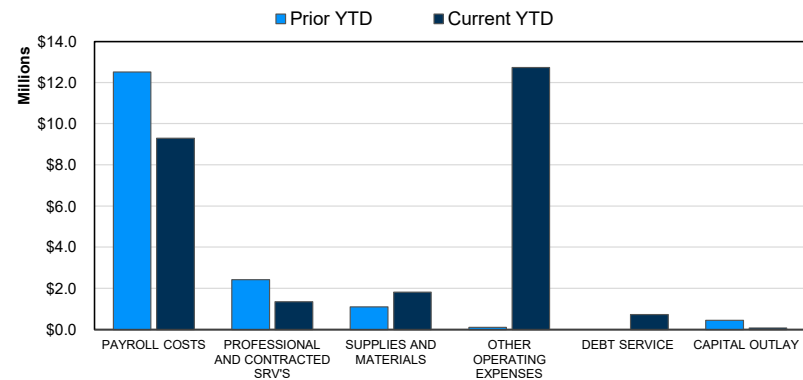
For the Period Ending July 31, 2025

	Prior YTD	Prior Year Actual	YTD % of PY Actual	Current YTD	Annual Budget	YTD % of Budget
<b>REVENUES</b>						
Tax Revenue	\$829,643	\$169,736,211	0.49%	\$1,606,484	\$145,237,845	1.11%
Other Local Sources	1,538,872	13,518,874	11.38%	474,472	12,627,826	3.76%
State Program	38,006,776	306,250,603	12.41%	4,935	378,234,878	0.00%
Federal Program	1,092,695	8,869,149	12.32%	173,262	8,306,000	2.09%
<b>TOTAL REVENUE</b>	<b>\$41,467,986</b>	<b>\$498,374,837</b>	<b>8.32%</b>	<b>\$2,259,153</b>	<b>\$544,406,549</b>	<b>0.41%</b>
<b>EXPENDITURES OBJECTS</b>						
Payroll Costs	\$12,503,903	\$500,158,438	2.50%	\$9,284,060	\$492,794,093	1.88%
Professional and Contracted Services	2,414,974	31,397,745	7.69%	1,341,276	32,144,556	4.17%
Supplies and Materials	1,094,016	18,659,916	5.86%	1,809,595	20,209,078	8.95%
Other Operating Expenses	97,272	16,438,132	0.59%	12,733,750	18,628,459	68.36%
Debt Service	0	4,886,473	0.00%	714,555	1,280,094	55.82%
Capital Outlay	436,676	11,804,898	3.70%	69,599	2,417,501	2.88%
<b>TOTAL EXPENDITURES</b>	<b>\$16,546,841</b>	<b>\$583,345,602</b>	<b>2.84%</b>	<b>\$25,952,835</b>	<b>\$567,473,781</b>	<b>4.57%</b>
<b>SURPLUS / (DEFICIT)</b>	<b>\$24,921,145</b>	<b>(\$84,970,765)</b>		<b>(\$23,693,682)</b>	<b>(\$23,067,232)</b>	
<b>NET CHANGE IN FUND BALANCE</b>	<b>\$24,921,145</b>	<b>(\$76,920,268)</b>		<b>(\$23,693,682)</b>	<b>(\$23,067,232)</b>	
<b>ENDING FUND BALANCE</b>	<b>\$183,114,052</b>	<b>\$81,272,640</b>		<b>\$96,485,732</b>	<b>\$97,112,182</b>	

Revenues by Source



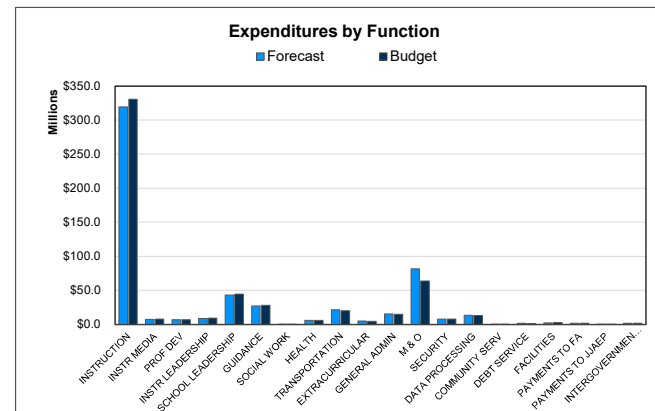
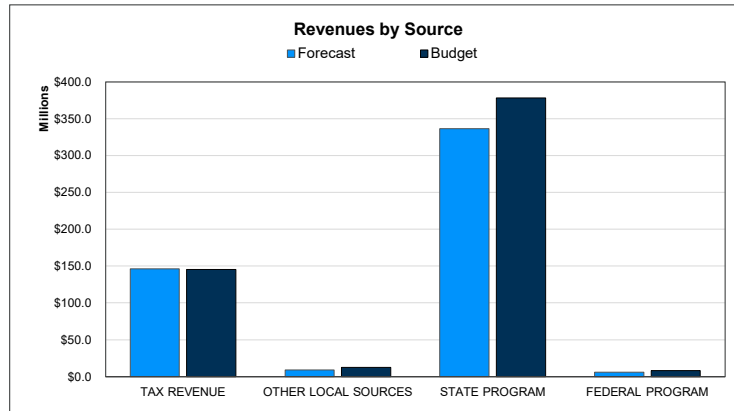
Expenditures by Object



# General Fund | Function Financial Forecast

For the Period Ending July 31, 2025

	Prior YTD	Current YTD	Add: Projections	Annual Forecast	Annual Budget	Variance Fav / (Unfav)
<b>REVENUES</b>						
Tax Revenue	\$829,643	\$1,606,484	\$144,504,984	\$146,111,468	\$145,237,845	\$873,623
Other Local Sources	1,538,871	474,472	8,323,559	8,798,031	12,627,826	(3,829,795)
State Program	38,006,776	4,935	336,506,845	336,511,781	378,234,878	(41,723,097)
Federal Program	1,092,695	173,262	5,864,796	6,038,058	8,306,000	(2,267,942)
<b>TOTAL REVENUE</b>	<b>\$41,467,986</b>	<b>\$2,259,154</b>	<b>\$495,200,184</b>	<b>\$497,459,338</b>	<b>\$544,406,549</b>	<b>(\$46,947,211)</b>
<b>EXPENDITURES FUNCTIONS</b>						
Instruction	\$4,990,120	\$2,468,144	\$316,694,469	\$319,162,613	\$330,673,764	\$11,491,728
Instructional Media	171,382	225,763	7,362,850	7,588,613	7,749,394	167,181
Curriculum & Personnel Development	681,861	504,453	6,511,882	7,016,335	7,242,505	229,121
Instructional Leadership	731,640	606,097	8,489,486	9,095,583	9,212,150	112,766
School Leadership	1,440,798	1,098,050	42,244,050	43,342,100	44,590,040	1,251,598
Guidance & Counseling	573,859	462,786	26,910,932	27,373,719	28,231,439	859,720
Social Work Services	19,484	11,543	228,632	240,175	253,090	12,915
Health Services	53,882	32,657	5,985,667	6,018,324	6,288,407	273,483
Pupil Transportation	643,997	1,650,769	19,940,684	21,591,453	20,044,996	(913,000)
Extracurricular Activities	424,491	603,780	4,388,049	4,991,829	4,842,628	(174,379)
General Administration	1,141,774	1,383,496	13,941,176	15,324,673	15,099,252	(228,458)
Plant Maintenance & Operations	3,829,861	14,421,739	67,184,790	81,606,529	63,637,933	(18,260,561)
Security & Monitoring Services	423,550	390,988	7,458,942	7,849,930	8,194,799	153,680
Data Processing Services	992,031	1,268,099	12,347,894	13,615,993	13,262,228	(360,195)
Community Service	(10,955)	1,883	201,501	203,383	213,410	9,317
Debt Service	0	714,555	1,280,094	1,994,649	1,280,094	(714,555)
Facilities Acq. & Construction	439,065	108,033	2,218,909	2,326,942	2,594,197	157,122
Payments to Fiscal Agent	0	0	1,932,227	1,932,227	1,940,455	8,228
Payments to JJAEP Programs	0	0	80,766	80,766	100,000	19,234
Other Intergovernmental Charges	0	0	2,023,000	2,023,000	2,023,000	0
<b>TOTAL EXPENDITURES</b>	<b>\$16,546,840</b>	<b>\$25,952,834</b>	<b>\$547,426,001</b>	<b>\$573,378,835</b>	<b>\$567,473,781</b>	<b>(\$5,905,054)</b>
<b>SURPLUS / (DEFICIT)</b>	<b>\$24,921,146</b>	<b>(\$23,693,681)</b>	<b>(\$52,225,817)</b>	<b>(\$75,919,498)</b>	<b>(\$23,067,232)</b>	<b>(\$52,852,265)</b>
<b>NET CHANGE IN FUND BALANCE</b>	<b>\$24,921,146</b>	<b>(\$23,693,681)</b>	<b>(\$52,225,817)</b>	<b>(\$75,919,498)</b>	<b>(\$23,067,232)</b>	<b>(\$52,852,265)</b>
<b>ENDING FUND BALANCE</b>	<b>\$183,114,052</b>	<b>\$57,578,959</b>	<b>\$0</b>	<b>\$44,259,916</b>	<b>\$97,112,182</b>	<b>(\$52,852,266)</b>





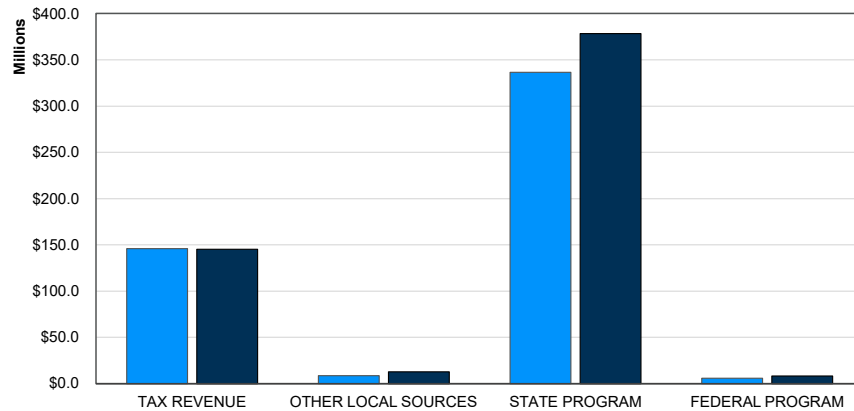
# General Fund | Object Financial Forecast

For the Period Ending July 31, 2025

	Prior YTD	Current YTD	Add: Projections	Annual Forecast	Annual Budget	Variance Fav / (Unfav)
<b>REVENUES</b>						
Tax Revenue	\$829,643	\$1,606,484	\$144,504,984	\$146,111,468	\$145,237,845	\$873,623
Other Local Sources	1,538,871	474,472	8,323,559	8,798,031	12,627,826	(3,829,795)
State Program	38,006,776	4,935	336,506,845	336,511,781	378,234,878	(41,723,097)
Federal Program	1,092,695	173,262	5,864,796	6,038,058	8,306,000	(2,267,942)
<b>TOTAL REVENUE</b>	<b>\$41,467,986</b>	<b>\$2,259,154</b>	<b>\$495,200,184</b>	<b>\$497,459,338</b>	<b>\$544,406,549</b>	<b>(\$46,947,211)</b>
<b>EXPENDITURES OBJECTS</b>						
Payroll Costs	\$12,503,903	\$9,284,060	\$469,844,528	\$479,128,588	\$492,794,093	\$13,665,275
Professional and Contracted Services	2,414,974	1,341,276	37,423,321	38,764,597	32,144,556	(6,545,282)
Supplies and Materials	1,094,016	1,809,595	18,852,279	20,661,874	20,209,078	(391,888)
Other Operating Expenses	97,272	12,733,750	17,995,386	30,729,136	18,628,459	(12,114,014)
Debt Service	0	714,555	1,280,094	1,994,649	1,280,094	(714,555)
Capital Outlay	436,676	69,599	2,030,393	2,099,992	2,417,501	195,409
<b>TOTAL EXPENDITURES</b>	<b>\$16,546,840</b>	<b>\$25,952,834</b>	<b>\$547,426,001</b>	<b>\$573,378,835</b>	<b>\$567,473,781</b>	<b>(\$5,905,054)</b>
<b>SURPLUS / (DEFICIT)</b>	<b>\$24,921,146</b>	<b>(\$23,693,681)</b>	<b>(\$52,225,817)</b>	<b>(\$75,919,498)</b>	<b>(\$23,067,232)</b>	<b>(\$52,852,265)</b>
<b>NET CHANGE IN FUND BALANCE</b>	<b>\$24,921,146</b>	<b>(\$23,693,681)</b>	<b>(\$52,225,817)</b>	<b>(\$75,919,498)</b>	<b>(\$23,067,232)</b>	<b>(\$52,852,265)</b>
<b>ENDING FUND BALANCE</b>	<b>\$183,114,052</b>	<b>\$57,578,959</b>	<b>\$0</b>	<b>\$44,259,916</b>	<b>\$97,112,182</b>	<b>(\$52,852,266)</b>

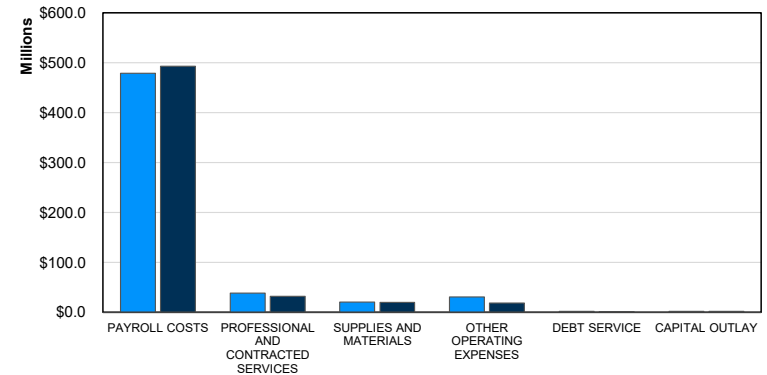
Revenues by Source

■ Forecast ■ Budget



Expenditures by Object

■ Forecast ■ Budget



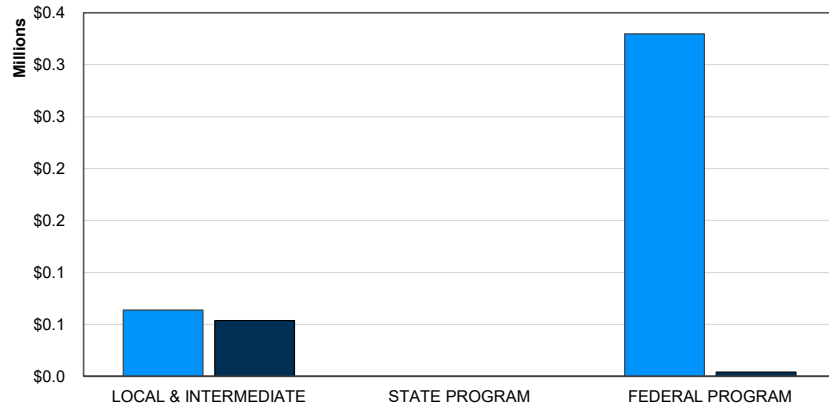
# Food Service Fund | Financial Summary

For the Period Ending July 31, 2025

	Prior YTD	Prior Year Actual	YTD % of PY Actual	Current YTD	Annual Budget	YTD % of Budget
<b>REVENUES</b>						
Local & Intermediate	\$63,881	\$2,285,648	2.79%	\$53,786	\$3,005,000	1.79%
State Program	0	304,662	0.00%	0	200,000	0.00%
Federal Program	329,512	40,915,871	0.81%	3,956	42,075,000	0.01%
<b>TOTAL REVENUE</b>	<b>\$393,393</b>	<b>\$43,506,181</b>	<b>0.90%</b>	<b>\$57,742</b>	<b>\$45,280,000</b>	<b>0.13%</b>
<b>EXPENDITURES</b>						
Food Services	\$1,225,202	\$39,080,137	3.14%	\$597,961	\$45,270,000	1.32%
Plant Maintenance & Operations	642	9,285	6.91%	684	10,000	6.84%
<b>TOTAL EXPENDITURES</b>	<b>\$834,776</b>	<b>\$38,698,354</b>	<b>2.16%</b>	<b>\$598,645</b>	<b>\$45,280,000</b>	<b>1.32%</b>
<b>SURPLUS / (DEFICIT)</b>	<b>(\$441,383)</b>	<b>\$4,807,827</b>		<b>(\$540,903)</b>	<b>\$0</b>	
<b>NET CHANGE IN FUND BALANCE</b>	<b>(\$441,383)</b>	<b>\$4,807,827</b>		<b>(\$540,903)</b>	<b>\$0</b>	
<b>ENDING FUND BALANCE</b>	<b>\$11,161,586</b>	<b>\$16,410,797</b>		<b>\$15,869,893</b>	<b>\$16,410,797</b>	

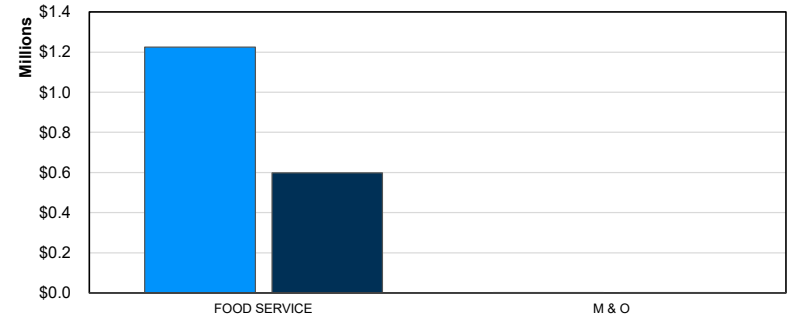
Revenues by Source

■ Prior YTD ■ Current YTD



Expenditures by Function

■ Prior YTD ■ Current YTD

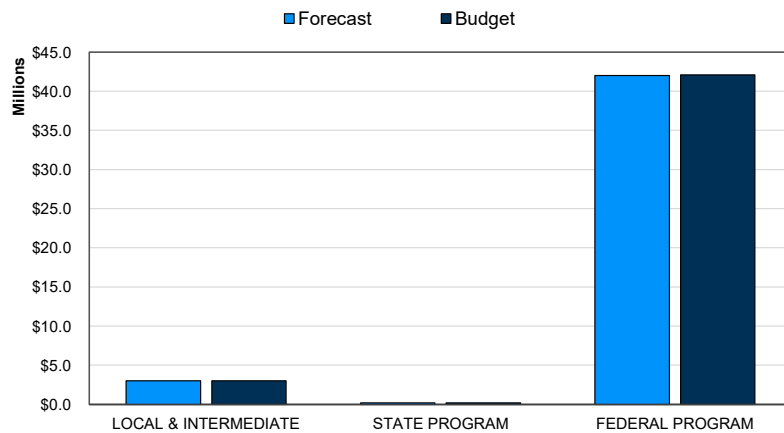


## Food Service Fund | Financial Forecast

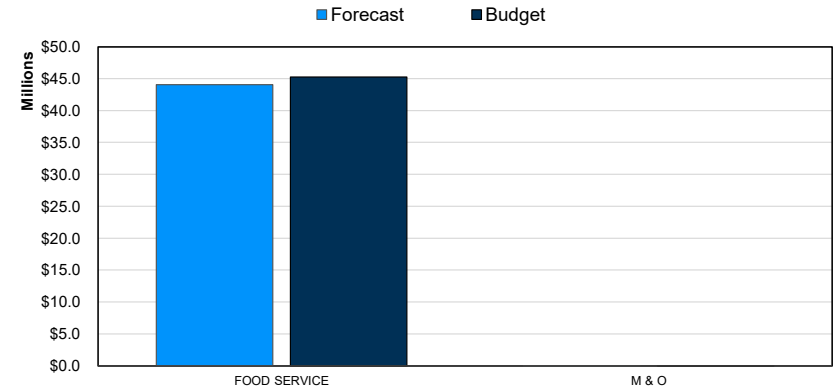
For the Period Ending July 31, 2025

	Prior YTD	Current YTD	Add: Projections	Annual Forecast	Annual Budget	Variance Fav / (Unfav)
<b>REVENUES</b>						
Local & Intermediate	\$63,881	\$53,786	\$2,954,591	\$3,008,377	\$3,005,000	\$3,377
State Program	0	0	200,041	200,041	200,000	41
Federal Program	329,512	3,956	41,983,633	41,987,589	42,075,000	(87,411)
<b>TOTAL REVENUE</b>	<b>\$393,394</b>	<b>\$57,741</b>	<b>\$45,138,265</b>	<b>\$45,196,006</b>	<b>\$45,280,000</b>	<b>(\$83,994)</b>
<b>EXPENDITURES</b>						
Food Services	\$1,225,202	\$597,961	\$43,463,896	\$44,061,857	\$45,270,000	\$1,208,143
Plant Maintenance & Operations	642	684	9,458	10,142	10,000	(142)
<b>TOTAL EXPENDITURES</b>	<b>\$834,776</b>	<b>\$598,646</b>	<b>\$43,473,353</b>	<b>\$44,071,999</b>	<b>\$45,280,000</b>	<b>\$1,208,001</b>
<b>SURPLUS / (DEFICIT)</b>	<b>(\$441,382)</b>	<b>(\$540,904)</b>	<b>\$1,664,911</b>	<b>\$1,124,007</b>	<b>\$0</b>	<b>\$1,124,007</b>
<b>NET CHANGE IN FUND BALANCE</b>	<b>(\$441,382)</b>	<b>(\$540,904)</b>	<b>\$1,664,911</b>	<b>\$1,124,007</b>	<b>\$0</b>	<b>\$1,124,007</b>
<b>ENDING FUND BALANCE</b>	<b>\$11,161,586</b>	<b>\$15,869,893</b>		<b>\$17,534,804</b>	<b>\$16,410,797</b>	<b>\$1,124,007</b>

Revenues by Source



Expenditures by Function



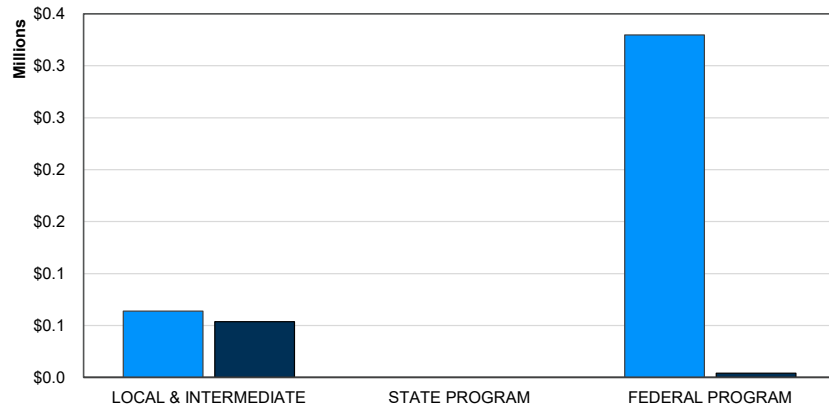
# Food Service Fund | Financial Summary

For the Period Ending July 31, 2025

	Prior YTD	Prior Year Actual	YTD % of PY Actual	Current YTD	Annual Budget	YTD % of Budget
<b>REVENUES</b>						
Local & Intermediate	\$63,881	\$2,285,648	2.79%	\$53,786	\$3,005,000	1.79%
State Program	0	304,662	0.00%	0	200,000	0.00%
Federal Program	329,512	40,915,871	0.81%	3,956	42,075,000	0.01%
<b>TOTAL REVENUE</b>	<b>\$393,393</b>	<b>\$43,506,181</b>	<b>0.90%</b>	<b>\$57,742</b>	<b>\$45,280,000</b>	<b>0.13%</b>
<b>EXPENDITURES</b>						
Payroll Costs	\$553,324	\$16,027,620	3.45%	\$344,948	\$16,931,242	2.04%
Professional and Contracted Services	19,447	743,788	2.61%	54,862	1,121,758	4.89%
Supplies and Materials	639,858	21,075,429	3.04%	192,077	23,651,000	0.81%
Other Operating Expenses	3,116	55,345	5.63%	6,759	76,000	8.89%
Capital Outlay	(380,968)	796,171	(47.85%)	0	3,500,000	0.00%
<b>TOTAL EXPENDITURES</b>	<b>\$834,777</b>	<b>\$38,698,353</b>	<b>2.16%</b>	<b>\$598,646</b>	<b>\$45,280,000</b>	<b>1.32%</b>
<b>SURPLUS / (DEFICIT)</b>	<b>(\$441,384)</b>	<b>\$4,807,828</b>		<b>(\$540,904)</b>	<b>\$0</b>	
<b>NET CHANGE IN FUND BALANCE</b>	<b>(\$441,384)</b>	<b>\$4,807,828</b>		<b>(\$540,904)</b>	<b>\$0</b>	
<b>ENDING FUND BALANCE</b>	<b>\$11,161,586</b>	<b>\$16,410,797</b>		<b>\$15,869,893</b>	<b>\$16,410,797</b>	

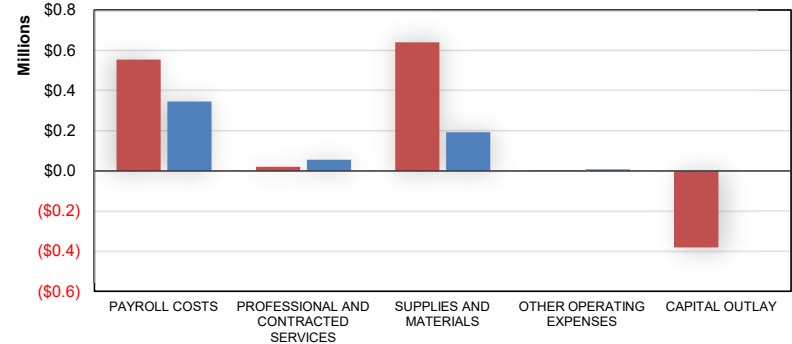
Revenues by Source

■ Prior YTD ■ Current YTD



Expenditures by Object

■ Prior YTD ■ Current YTD

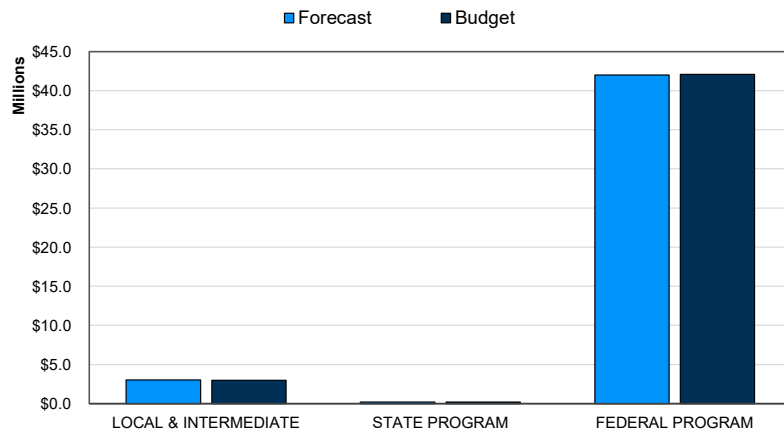


## Food Service Fund | Financial Forecast

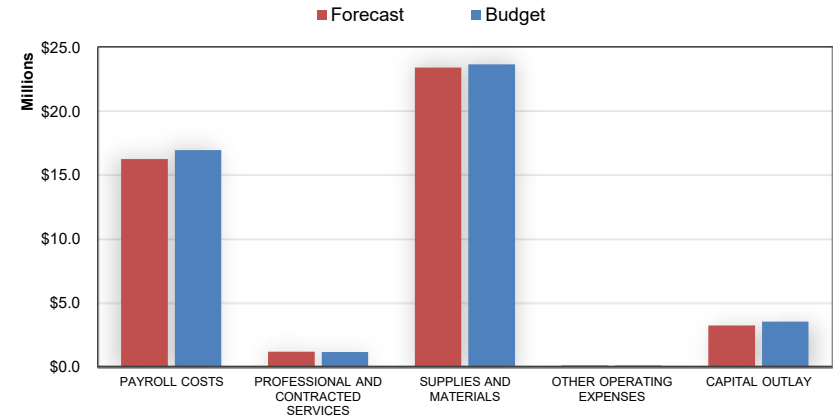
For the Period Ending July 31, 2025

	Prior YTD	Current YTD	Add: Projections	Annual Forecast	Annual Budget	Variance Fav / (Unfav)
<b>REVENUES</b>						
Local & Intermediate	\$63,881	\$53,786	\$2,954,591	\$3,008,377	\$3,005,000	\$3,377
State Program	0	0	200,041	200,041	200,000	41
Federal Program	329,512	3,956	41,983,633	41,987,589	42,075,000	(87,411)
<b>TOTAL REVENUE</b>	<b>\$393,394</b>	<b>\$57,741</b>	<b>\$45,138,265</b>	<b>\$45,196,006</b>	<b>\$45,280,000</b>	<b>(\$83,994)</b>
<b>EXPENDITURES</b>						
Payroll Costs	\$553,324	\$344,948	\$15,902,694	\$16,247,642	\$16,931,242	\$683,600
Professional and Contracted Services	19,447	54,862	1,084,337	1,139,198	1,121,758	(17,440)
Supplies and Materials	639,858	192,077	23,217,400	23,409,477	23,651,000	241,523
Other Operating Expenses	3,116	6,759	60,292	67,051	76,000	8,949
Capital Outlay	(380,968)	0	3,208,631	3,208,631	3,500,000	291,369
<b>TOTAL EXPENDITURES</b>	<b>\$834,776</b>	<b>\$598,646</b>	<b>\$43,473,353</b>	<b>\$44,071,999</b>	<b>\$45,280,000</b>	<b>\$1,208,001</b>
<b>SURPLUS / (DEFICIT)</b>	<b>(\$441,382)</b>	<b>(\$540,904)</b>	<b>\$1,664,911</b>	<b>\$1,124,007</b>	<b>\$0</b>	<b>\$1,124,007</b>
<b>NET CHANGE IN FUND BALANCE</b>	<b>(\$441,382)</b>	<b>(\$540,904)</b>	<b>\$1,664,911</b>	<b>\$1,124,007</b>	<b>\$0</b>	<b>\$1,124,007</b>
<b>ENDING FUND BALANCE</b>	<b>\$11,161,586</b>	<b>\$15,869,893</b>		<b>\$17,534,804</b>	<b>\$16,410,797</b>	<b>\$1,124,007</b>

Revenues by Source



Expenditures by Object

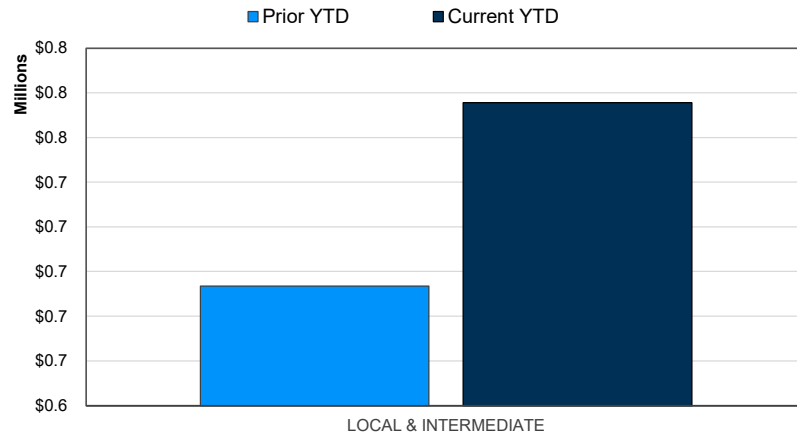


## Debt Service Fund | Financial Summary

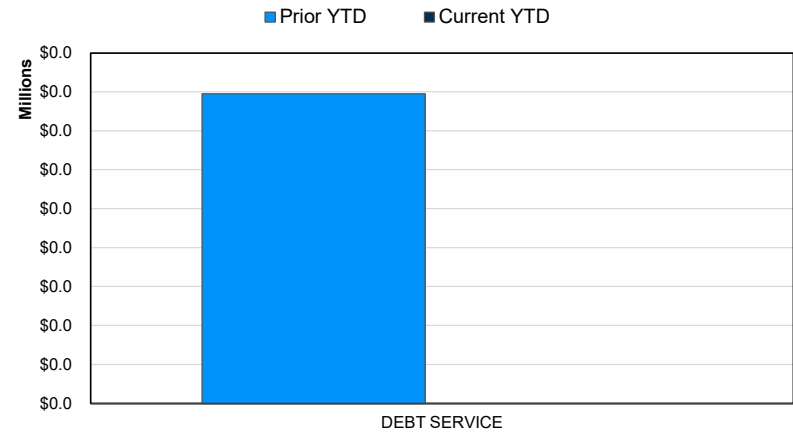
For the Period Ending July 31, 2025

	Prior YTD	Prior Year Actual	YTD % of PY Actual	Current YTD	Annual Budget	YTD % of Budget
<b>REVENUES</b>						
Local & Intermediate	\$693,536	\$66,889,155	1.04%	\$775,535	\$66,100,000	1.17%
<b>TOTAL REVENUE</b>	<b>\$3,776,262</b>	<b>\$80,552,450</b>	<b>4.69%</b>	<b>\$775,535</b>	<b>\$66,100,000</b>	<b>1.17%</b>
<b>EXPENDITURES</b>						
Debt Service	\$3,975	\$69,333,866	0.01%	\$0	\$66,100,000	0.00%
<b>TOTAL EXPENDITURES</b>	<b>\$3,975</b>	<b>\$69,333,866</b>	<b>0.01%</b>	<b>\$0</b>	<b>\$66,100,000</b>	<b>0.00%</b>
<b>SURPLUS / (DEFICIT)</b>	<b>\$3,772,287</b>	<b>\$11,218,584</b>		<b>\$775,535</b>	<b>\$0</b>	
<b>NET CHANGE IN FUND BALANCE</b>	<b>\$3,772,287</b>	<b>\$11,218,584</b>		<b>\$775,535</b>	<b>\$0</b>	
<b>ENDING FUND BALANCE</b>	<b>\$57,108,362</b>	<b>\$64,554,659</b>		<b>\$65,330,193</b>	<b>\$64,554,659</b>	

Revenues by Source



Expenditures by Function



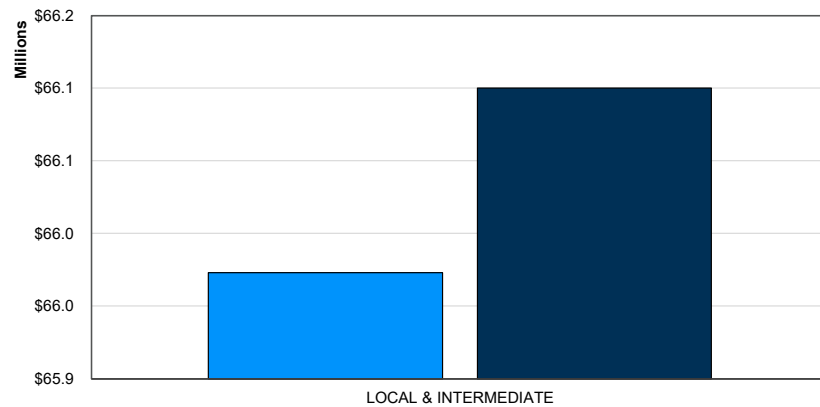
## Debt Service Fund | Financial Forecast

For the Period Ending July 31, 2025

	Prior YTD	Current YTD	Add: Projections	Annual Forecast	Annual Budget	Variance Fav / (Unfav)
<b>REVENUES</b>						
Local & Intermediate	\$693,536	\$775,535	\$65,197,462	\$65,972,997	\$66,100,000	(\$127,003)
<b>TOTAL REVENUE</b>	<b>\$3,776,262</b>	<b>\$775,535</b>	<b>\$65,197,462</b>	<b>\$65,972,997</b>	<b>\$66,100,000</b>	<b>(\$127,003)</b>
<b>EXPENDITURES</b>						
Debt Service	\$3,975	\$0	\$66,965,289	\$66,965,289	\$66,100,000	(\$865,289)
<b>TOTAL EXPENDITURES</b>	<b>\$3,975</b>	<b>\$0</b>	<b>\$66,965,289</b>	<b>\$66,965,289</b>	<b>\$66,100,000</b>	<b>(\$865,289)</b>
<b>SURPLUS / (DEFICIT)</b>	<b>\$3,772,287</b>	<b>\$775,535</b>	<b>(\$1,767,827)</b>	<b>(\$992,292)</b>	<b>\$0</b>	<b>(\$992,292)</b>
<b>NET CHANGE IN FUND BALANCE</b>	<b>\$3,772,287</b>	<b>\$775,535</b>	<b>(\$1,767,827)</b>	<b>(\$992,292)</b>	<b>\$0</b>	<b>(\$992,292)</b>
<b>ENDING FUND BALANCE</b>	<b>\$57,108,362</b>	<b>\$65,330,193</b>		<b>\$63,562,367</b>	<b>\$64,554,659</b>	<b>(\$992,292)</b>

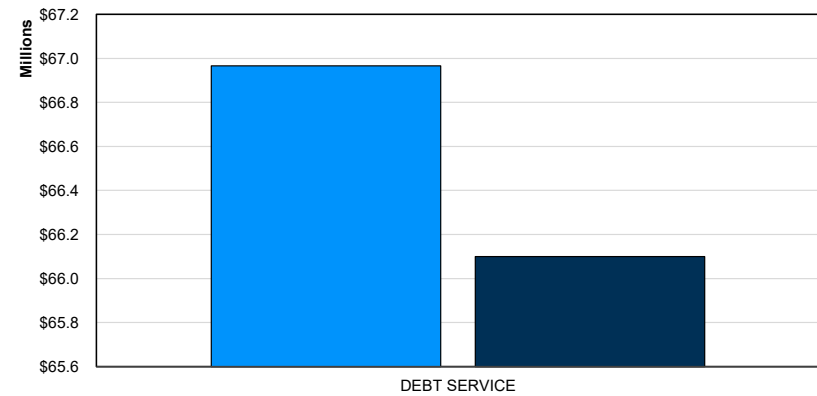
Revenues by Source

■ Forecast ■ Budget



Expenditures by Funtion

■ Forecast ■ Budget



# Federal Funds | Financial Summary

For the Period Ending July 31, 2025

	Prior YTD	Prior Year Actual	YTD % of PY Actual	Current YTD	Annual Budget	YTD % of Budget
<b>EXPENDITURES</b>						
206 ESEA, Title X, Part C	\$1,827	\$80,601	2.27%	\$580	\$153,514	0.38%
211 ESEA, Title I, Part A	\$2,080,368	\$26,034,936	7.99%	\$310,466	\$27,240,196	1.14%
212 ESEA, Title I, Part C	\$9,699	\$11,370	85.31%	\$0	\$0	
224 IDEA - Part B, Formula	\$117,404	\$8,667,112	1.35%	\$132,595	\$8,704,555	1.52%
225 IDEA - Part B, Preschool	\$8,386	\$141,041	5.95%	\$1,670	\$158,015	1.06%
226 IDEA - Part B, Discretionary	\$0	\$136,898	0.00%	\$0	\$0	
244 CTE	\$33,901	\$931,181	3.64%	\$9,244	\$25,100	36.83%
255 ESEA, Title II, Part A	\$109,158	\$3,261,222	3.35%	\$95,936	\$3,177,540	3.02%
263 Title III, Part A	\$114,339	\$1,883,457	6.07%	\$45,014	\$2,183,952	2.06%
265 Title IV, Part B	\$275,472	\$2,102,573	13.10%	\$29,364	\$3,435	854.85%
266 ESSER I - CARES	\$0	\$0		\$0	\$0	
276 Title I School Improvement Program	\$0	\$0		\$0	\$0	
277 COVID Relief - CARES	\$0	\$0		\$0	\$0	
278 ESSER - Homeless Children and Youth	\$7,098	\$7,116	99.75%	\$0	\$1,350	0.00%
279 TCLAS-ESSER III	\$874	\$874	100.00%	\$0	\$0	
280 ARP ESSER III-Homeless II	\$53,328	\$67,515	78.99%	\$0	\$0	
281 ESSER II - CRRSA	\$0	\$0		\$0	\$0	
282 ESSER III - ARP	\$2,181,806	\$2,706,113	80.63%	\$0	\$0	
284 IDEA-B Formula-ARP	\$0	(\$249)	0.00%	\$0	\$1,555,918	0.00%
285 IDEA-B Preschool-ARP	\$0	\$0		\$0	\$0	
288 Department of Justice COPS/STOP	\$19,686	\$1,530,917	1.29%	\$20,592	\$2,309,154	0.89%
289 Federally Funded Special Revenue Funds	\$798,148	\$3,750,779	21.28%	\$60,267	\$4,965,572	1.21%
<b>TOTAL EXPENDITURES</b>	<b>\$5,811,496</b>	<b>\$51,313,458</b>	<b>11.33%</b>	<b>\$705,728</b>	<b>\$50,478,301</b>	<b>1.40%</b>



## State Funds | Financial Summary

For the Period Ending July 31, 2025

	Prior YTD	Prior Year Actual	YTD % of PY Actual	Current YTD	Annual Budget	YTD % of Budget
<b>EXPENDITURES</b>						
315 SSA - IDEA - Part B, Discretionary	\$660	\$9,468	6.97%	\$0	\$0	
340 SSA - IDEA, Part C	\$0	\$0		\$0	\$0	
397 Advaced Placement Incentives	\$0	\$204	0.00%	\$0	\$0	
410 State Instructional Materials	\$1,783,514	\$10,259,045	17.38%	\$519,882	\$2,656,634	19.57%
427 Truancy Intervention	\$23,934	\$124,622	19.21%	(\$26,729)	\$473,481	(5.65%)
429 State-Funded Special Revenues Funds	\$65,273	\$2,762,854	2.36%	\$0	\$2,268,374	0.00%
435 SSA - Regional Day School for the Deaf	\$4,609	\$69,652	6.62%	\$0	\$0	
458 DEAF Ed	\$23,663	\$154,044	15.36%	\$0	\$0	
<b>TOTAL EXPENDITURES</b>	<b>\$1,901,653</b>	<b>\$13,379,889</b>	<b>14.21%</b>	<b>\$493,153</b>	<b>\$5,398,489</b>	<b>9.14%</b>

## Capital Projects | Financial Summary

For the Period Ending July 31, 2025

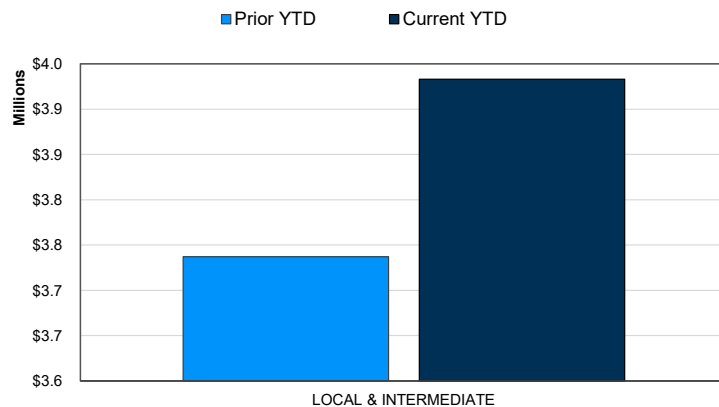
	Prior YTD	Prior Year Actual	YTD % of PY Actual	Current YTD	Annual Budget	YTD % of Budget
<b>EXPENDITURES</b>						
637 2011 Bond	\$0	\$185,421	0.00%	\$0	\$174,652	0.00%
639 2014 Bond	\$0	\$180,201	0.00%	\$0	\$173,024	0.00%
640 2014 Bond	\$0	\$464,230	0.00%	\$0	\$2,211,146	0.00%
641 2017 Bond	\$349,201	\$11,663,210	2.99%	\$59,051	\$73,937,831	0.08%
642 2022 Bond	\$9,133,752	\$91,851,788	9.94%	\$231,665	\$317,284,416	0.07%
693 Pay As You Go Bond	\$0	\$0		\$0	\$28,482	0.00%
695 Adm Building 2020	\$1,862,128	\$2,167,077	85.93%	\$0	\$36,406,928	0.00%
696 Softball Complex Replacement	\$193,900	\$1,616,045	12.00%	\$0	\$19,000,000	0.00%
<b>TOTAL EXPENDITURES</b>	<b>\$11,538,981</b>	<b>\$105,175,121</b>	<b>10.97%</b>	<b>\$290,715</b>	<b>\$449,216,479</b>	<b>0.06%</b>

# Proprietary Fund | Financial Summary

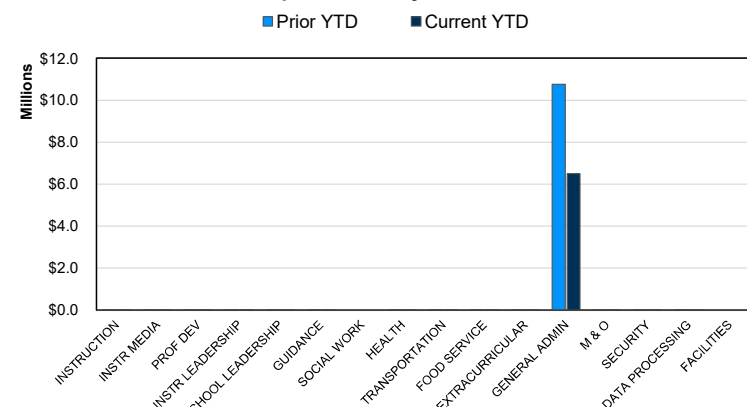
For the Period Ending July 31, 2025

	Prior YTD	Prior Year Actual	YTD % of PY Actual	Current YTD	Annual Budget	YTD % of Budget
<b>REVENUES</b>						
Local & Intermediate	\$3,736,958	\$45,506,869	8.21%	\$3,933,254	\$0	
<b>TOTAL REVENUE</b>	<b>\$3,736,958</b>	<b>\$45,506,869</b>	<b>8.21%</b>	<b>\$3,933,254</b>	<b>\$0</b>	
<b>EXPENDITURES</b>						
Instruction	\$442	(\$226,614)	(0.20%)	\$442	\$0	
Instructional Media	8	(284)	(2.82%)	8	0	
Curriculum & Personnel Development	8	(333)	(2.40%)	8	0	
Instructional Leadership	8	(1,974)	(0.41%)	8	0	
School Leadership	43	(14,553)	(0.30%)	44	0	
Guidance & Counseling	36	(2,242)	(1.61%)	37	0	
Social Work Services	1	5	20.00%	1	0	
Health Services	7	(197)	(3.55%)	7	0	
Pupil Transportation	96	(81,617)	(0.12%)	94	0	
Food Services	120	(115,577)	(0.10%)	124	0	
Extracurricular Activities	3	(68)	(4.41%)	3	0	
General Administration	10,751,999	63,492,085	16.93%	6,498,381	0	
Plant Maintenance & Operations	218	(235,168)	(0.09%)	217	0	
Security & Monitoring Services	38	(30,400)	(0.13%)	37	0	
Data Processing Services	4	(53,723)	(0.01%)	4	0	
Facilities Acq. & Construction	1	(831)	(0.12%)	1	0	
<b>TOTAL EXPENDITURES</b>	<b>\$10,753,032</b>	<b>\$62,728,510</b>	<b>17.14%</b>	<b>\$6,499,416</b>	<b>\$0</b>	
<b>SURPLUS / (DEFICIT)</b>	<b>(\$7,016,074)</b>	<b>(\$17,221,641)</b>		<b>(\$2,566,162)</b>	<b>\$0</b>	
<b>NET CHANGE IN FUND BALANCE</b>	<b>(\$7,016,074)</b>	<b>(\$17,221,641)</b>		<b>(\$2,566,162)</b>	<b>\$0</b>	
<b>ENDING FUND BALANCE</b>	<b>(\$2,014,185)</b>	<b>(\$12,219,752)</b>		<b>(\$14,785,912)</b>	<b>(\$12,219,752)</b>	

Revenues by Source



Expenditures by Function

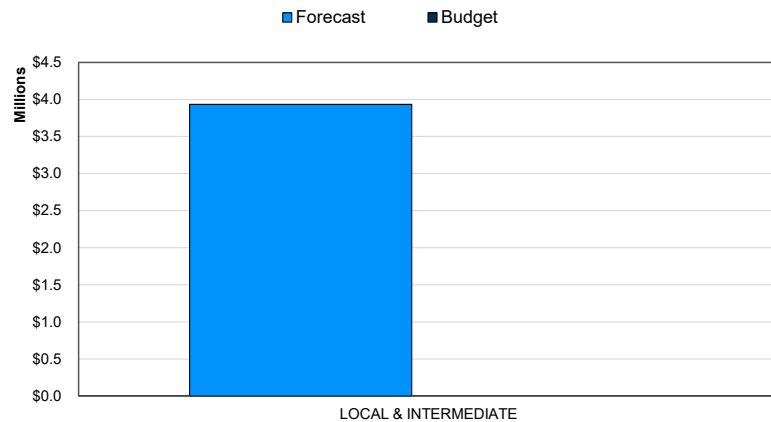


# Proprietary Fund | Financial Forecast

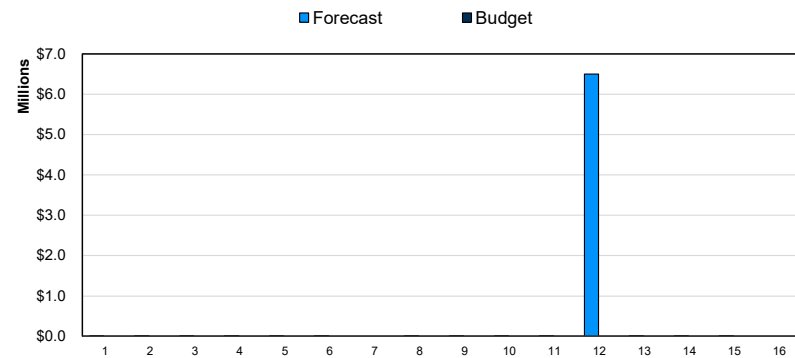
For the Period Ending July 31, 2025

	Prior YTD	Current YTD	Add: Projections	Annual Forecast	Annual Budget	Variance Fav / (Unfav)
<b>REVENUES</b>						
Local & Intermediate	\$3,736,958	\$3,933,254	\$0	\$3,933,254	\$0	\$3,933,254
<b>TOTAL REVENUE</b>	<b>\$3,736,958</b>	<b>\$3,933,254</b>	<b>\$0</b>	<b>\$3,933,254</b>	<b>\$0</b>	<b>\$3,933,254</b>
<b>EXPENDITURES</b>						
Instruction	\$442	\$442	\$0	\$442	\$0	(\$442)
Instructional Media	8	8	0	8	0	(8)
Curriculum & Personnel Development	8	8	0	8	0	(8)
Instructional Leadership	8	8	0	8	0	(8)
School Leadership	43	44	0	44	0	(44)
Guidance & Counseling	36	37	0	37	0	(37)
Social Work Services	1	1	0	1	0	(1)
Health Services	7	7	0	7	0	(7)
Pupil Transportation	96	94	0	94	0	(94)
Food Services	120	124	0	124	0	(124)
Extracurricular Activities	3	3	0	3	0	(3)
General Administration	10,751,999	6,498,381	0	6,498,381	0	(6,498,381)
Plant Maintenance & Operations	218	217	0	217	0	(217)
Security & Monitoring Services	38	37	0	37	0	(37)
Data Processing Services	4	4	0	4	0	(4)
Facilities Acq. & Construction	1	1	0	1	0	(1)
<b>TOTAL EXPENDITURES</b>	<b>\$10,753,031</b>	<b>\$6,499,415</b>	<b>\$0</b>	<b>\$6,499,415</b>	<b>\$0</b>	<b>(\$6,499,415)</b>
<b>SURPLUS / (DEFICIT)</b>	<b>(\$7,016,073)</b>	<b>(\$2,566,161)</b>	<b>\$0</b>	<b>(\$2,566,161)</b>	<b>\$0</b>	<b>(\$2,566,161)</b>
<b>NET CHANGE IN FUND BALANCE</b>	<b>(\$7,016,073)</b>	<b>(\$2,566,161)</b>	<b>\$0</b>	<b>(\$2,566,161)</b>	<b>\$0</b>	<b>(\$2,566,161)</b>
<b>ENDING FUND BALANCE</b>	<b>(\$2,014,185)</b>	<b>(\$14,785,912)</b>		<b>(\$14,785,912)</b>	<b>(\$12,219,752)</b>	<b>(\$2,566,161)</b>

Revenues by Source



Expenditures by Function



# Group Benefit Plan

## 2026 Health Insurance Fund

	July	Actual	Year to Date Actual
<b>Revenue</b>			
Transfer In			
Investment Income		3,887.20	\$3,887.20
Premiums / Contributions		3,929,358.00	\$3,929,358.00
Stop Loss Recoveries/Other		0.00	\$0.00
<b>Total Revenue</b>		<b>\$3,933,245</b>	<b>\$3,933,245.20</b>
<b>Expenditures</b>			
Administration Fees		168,604.62	\$168,604.62
PR/Consult./Audit/Supplies		0.00	\$0.00
Wellness Clinic/Misc.		(16,667.00)	(\$16,667.00)
Health Claims Expenditures		0.00	\$0.00
United Health Care		0.00	\$0.00
Aetna		3,932,414.89	\$3,932,414.89
CVS		2,170,156.67	\$2,170,156.67
Pharmacy Rebates		0.00	\$0.00
Optional Plan 3		0.00	\$0.00
Stop Loss Ins. Premiums		243,864.50	\$243,864.50
<b>Total Expenditures</b>		<b>\$6,498,374</b>	<b>\$6,498,373.68</b>
<b>Cash Flow Summary</b>			
Revenues (Cash In)		3,933,245.20	\$3,933,245.20
Expenditures (Cash Out)		6,498,373.68	\$6,498,373.68
Adjustments			
<b>Excess (Deficiency)</b>		<b>(2,565,128.48)</b>	<b>(\$2,565,128.48)</b>
<b>Beginning Fund Equity</b>		<b>0.00</b>	
<b>Ending Fund Equity</b>		<b>(2,565,128.48)</b>	

**PISD Medical Plan Contributions and Employee Participation**  
**July 2025**

		Employee Contribution		District Contribution		Combined Contributions
	# of Participants	Current Per Unit	Employee Total	Per Unit	District Total	
<b>Waive Coverage</b>						
Employee	3,215		\$0	\$322	\$1,035,230	\$1,035,230
+ Spouse			\$0		\$0	\$0
+ Child(ren)			\$0		\$0	\$0
+ Family			\$0		\$0	\$0
Sub-Total	3,215		\$0		\$1,035,230	\$1,035,230
<b>Medical-Plan II</b>						
Employee	114	\$426	\$48,564	\$322	\$36,708	\$85,272
+ Spouse	6	\$965	\$5,790	\$322	\$1,932	\$7,722
+ Child(ren)	44	\$772	\$33,968	\$322	\$14,168	\$48,136
+ Family	13	\$1,402	\$18,226	\$322	\$4,186	\$22,412
Sub-Total	177		\$106,548		\$56,994	\$163,542
<b>Medical-Plan IV</b>						
Employee	847	\$194	\$164,318	\$322	\$272,734	\$437,052
+ Spouse	127	\$440	\$55,880	\$322	\$40,894	\$96,774
+ Child(ren)	393	\$377	\$148,161	\$322	\$126,546	\$274,707
+ Family	213	\$677	\$144,201	\$322	\$68,586	\$212,787
Sub-Total	1,580		\$512,560		\$508,760	\$1,021,320
<b>Medical-Plan V</b>						
Employee	398	\$140	\$55,720	\$322	\$128,156	\$183,876
+ Spouse	36	\$351	\$12,636	\$322	\$11,592	\$24,228
+ Child(ren)	129	\$294	\$37,926	\$322	\$41,538	\$79,464
+ Family	67	\$553	\$37,051	\$322	\$21,574	\$58,625
Sub-Total	630		\$143,333		\$202,860	\$346,193
<b>Medical-Kelsey Plan 3</b>						
Employee	1,686	\$100	\$168,600	\$322	\$542,892	\$711,492
+ Spouse	151	\$330	\$49,830	\$322	\$48,622	\$98,452
+ Child(ren)	577	\$275	\$158,675	\$322	\$185,794	\$344,469
+ Family	239	\$523	\$124,997	\$322	\$76,958	\$201,955
Sub-Total	2,653		\$502,102		\$854,266	\$1,356,368
<b>Monthly Total</b>						
	<b>8,255</b>		<b>\$1,264,543</b>		<b>\$2,658,110</b>	<b>\$3,922,653</b>
Sep-24	8,205		\$1,205,947		\$2,420,475	\$3,626,422
Oct-24	8,181		\$1,204,243		\$2,413,395	\$3,617,638
Nov-24	8,276		\$1,197,996		\$2,441,420	\$3,639,416
Dec-24	8,294		\$1,200,507		\$2,446,730	\$3,647,237
Jan-25	8,181		\$1,251,571		\$2,634,282	\$3,885,853
Feb-25	8,207		\$1,255,162		\$2,642,654	\$3,897,816
Mar-25	8,235		\$1,256,408		\$2,651,670	\$3,908,078
Apr-25	8,304		\$1,257,595		\$2,673,888	\$3,931,483
May-25	8,231		\$1,246,880		\$2,650,382	\$3,897,262
Jun-25	8,209		\$1,250,647		\$2,643,298	\$3,893,945
Jul-25	8,255		\$1,264,543		\$2,658,110	\$3,922,653
Aug-25						\$0
<b>FY Running Total</b>			<b>\$13,591,499</b>		<b>\$28,276,304</b>	<b>\$41,867,803</b>
<b>Percentages</b>			<b>32.46%</b>		<b>67.54%</b>	

2025-2025 SCHOOL YEAR TAX COLLECTIONS  
FOR THE MONTH OF JULY 2025

	Thru Prior Month	This Month	Year -To-Date
Original Current Roll (07-01-2025)			0.00
Roll Adjustments			0.00
<b>Total Adjusted Current Roll</b>			<b>0.00</b>
Current Taxes Collected			0.00
<b>Uncollected Balance - Current</b>			<b>0.00</b>
Original Delinquent Roll (07-01-2025)			18,141,128.86
Roll Adjustments		-46,173.38	-46,173.38
<b>Total Adjusted Delinquent Roll</b>			<b>18,094,955.48</b>
Delinquent Taxes Collected		1,828,506.72	1,828,506.72
<b>Uncollected Balance - Delinquent</b>			<b>16,266,448.76</b>
Penalty & Interest Collected		378,586.70	378,586.70
Miscellaneous Income		4,668.46	4,668.46
Tax Certificates		90.00	90.00
Court Costs		155.00	155.00
<b>Total Amount Collected - Fees</b>			<b>383,500.16</b>
<b>Attorney Fees Collected</b>		<b>371,036.48</b>	<b>371,036.48</b>

## Summary of Delinquent Tax Collections

### All Delinquent Years Prior to 2023

Month	Adjusted Collectible Amount for All Other Delinquent Years	Amount Collected	% Collected
Jul-2025	\$8,712,544	\$148,262	1.70%
Aug-2025			0.00%
Sep-2025			0.00%
Oct-2025			0.00%
Nov-2025			0.00%
Dec-2025			0.00%
Jan-2026			0.00%
Feb-2026			0.00%
Mar-2026			0.00%
Apr-2026			0.00%
May-2026			0.00%
Jun-2026			0.00%
<b>Total</b>		<b>\$148,262</b>	<b>1.70%</b>

Prior Yrs have been adjusted for Bankruptcy & Deferral Balance \$ 1,525,588  
Harris County Appraisal District Accounts that are tied up in Litigation \$ 3,730,333,702

### 2024 Delinquent Taxes Only

Month	2024 Taxes Due	Amount Collected	% Collected
Jul-2025	\$7,857,365	\$1,400,666	17.83%
Aug-2025			0.00%
Sep-2025			0.00%
Oct-2025			0.00%
Nov-2025			0.00%
Dec-2025			0.00%
Jan-2026			0.00%
Feb-2026			0.00%
Mar-2026			0.00%
Apr-2026			0.00%
May-2026			0.00%
Jun-2026			0.00%
<b>Total</b>		<b>\$1,400,666</b>	<b>17.83%</b>

### Grand Total Delinquent Collections

\$1,548,928