



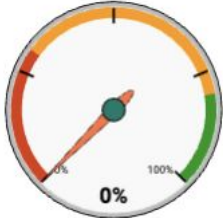
UNITY SCHOOL DISTRICT

Finance Report - July 2025
August 11, 2025 Board Meeting

Unity School District Budget Dashboard - 2025/2026 - Month Ending July 31, 2025

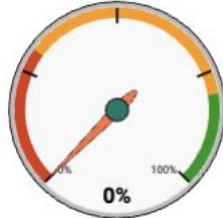
% of the School Year Complete 8%

TOTAL DISTRICT



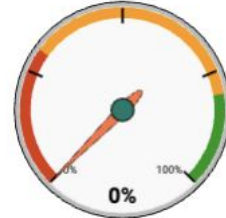
BUDGET	\$ 1,218,114	
SPENDING	\$ 1,218,114	100%
AVAILABLE	\$ 0	0%

FUND 10 Total (General)



BUDGET	\$ 947,811	
SPENDING	\$ 947,811	100%
AVAILABLE	\$ 0	0%

FUND 27 Total (Special Education)



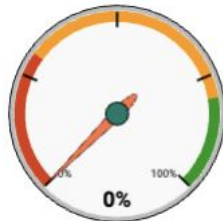
BUDGET	\$ 23,423	
SPENDING	\$ 23,423	100%
AVAILABLE	\$ 0	0%

FUND 29 Total (Native American)



BUDGET	\$ 0	
SPENDING	\$ 0	100%
AVAILABLE	\$ -	0%

FUND 38 & 39 Total (Debt)



BUDGET	\$ 118,192	
SPENDING	\$ 118,192	100%
AVAILABLE	\$ 0	0%

FUND 50 Total (Food Service)



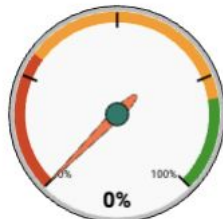
BUDGET	\$ 27,450	
SPENDING	\$ 27,450	100%
AVAILABLE	\$ 0	0%

FUND 80 TO 86 Total (Community Ed)



BUDGET	\$ 97,498	
SPENDING	\$ 97,498	100%
AVAILABLE	\$ 0	0%

FUND 21 Total (Student Activities)



BUDGET	\$ 3,740	
SPENDING	\$ 3,740	100%
AVAILABLE	\$ 0	0%

FUND 73 Total (EE Trust)



BUDGET	\$ 0	
SPENDING	\$ 0	100%
AVAILABLE	\$ -	0%

Summary: July was a busy month filled with audit activities. A delivery date for the final report has not yet been communicated. The process was pretty smooth, the Team and I are pleased with the experience. We had only 13 minor adjusting entries required.

Closing activities are wrapping up and we are excited to be creating some efficiencies for this next fiscal year.



UNITY SCHOOL DISTRICT

Finance Report - July 2025
August 11, 2025 Board Meeting

July 31, 2025
UNITY SCHOOL DISTRICT
ALL FUNDS
PROOF OF CASH

BANK ACCOUNT	BALANCE June 30, 2025	DEPOSITS/ RECEIPTS	WITHDRAWALS/ DISBURSEMENTS	BALANCE July 31, 2025
Pillar Bank - 4034 General Checking	\$ -	\$ 706,291.16	\$ 706,291.16	\$ 0.00
Pillar Bank - 3781 Sweep	2,313,286.87	\$ 350,820.73	\$ 1,158,363.50	1,505,744.10
Pillar Bank - 9458 Debt Service	1,440.51	\$ 5.33	\$ -	1,445.84
LGIP - #1 - Debt Service	54,717.35	\$ 202.78	\$ -	54,920.13
LGIP - #2 - General	2,080.65	\$ 7.71	\$ -	2,088.36
Midwest Institutional Trust - OPEB Fund 73	451,684.74	\$ 1,688.33	\$ 1,030.73	452,342.34
Bremer - 0907 Cap Imprvmt Money Market Premier	10,034.86	\$ 36.00	\$ 34.86	10,036.00
Bremer Bank - 3-20-7 Capital Improvement Sweep	475,755.57	\$ 1,750.68	\$ -	477,506.25
Pillar Bank - 3863 ES Activity	14,260.17	\$ 453.62	\$ -	14,713.79
Pillar Bank - 8579 MS Activity	34,572.27	\$ 6,444.87	\$ -	41,017.14
Pillar Bank - 3894 HS Activity	88,093.02	\$ 14,740.39	\$ 4,521.86	98,311.55
Pillar Bank - 7068 Scholarship Milltown CC	40,507.97	\$ -	\$ -	40,507.97
Pillar Bank- 1817 Scholarship Lumsden	37,757.01	\$ -	\$ -	37,757.01
Pillar Bank - 2643 Scholarship Amery Farmers	17,606.74	\$ -	\$ -	17,606.74
Pillar Bank - 7799 Scholarship Checking	110,786.71	\$ 5,427.57	\$ -	116,214.28
Pillar Bank - 1217 Scholarship G Melby Am Legion	17,133.56	\$ -	\$ -	17,133.56
	\$ 3,669,718.00	\$ 1,087,869.17	\$ 1,870,242.11	\$ 2,887,345.06

Proof of Cash - Rolling 12 Months - July 2025

