

DENTON ISD

# Quarterly Investment Report

AS OF JUNE 30, 2024



MEEDER

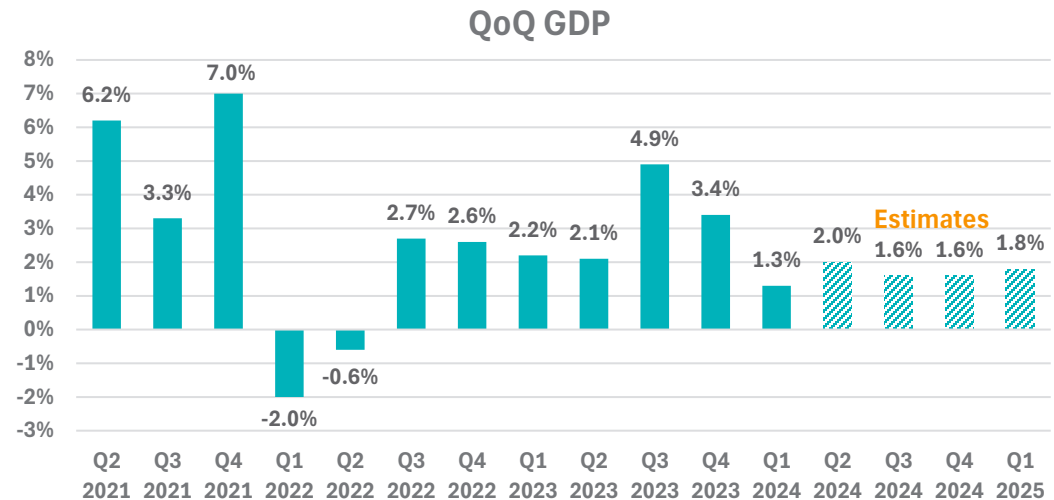
PUBLIC FUNDS

# OBSERVATIONS AND EXPECTATIONS

- U.S. economic growth should slow in the second half of 2024, but not be negative
- The unemployment rate pushed above 4% in May from the cycle low of 3.4%
- Fed Funds futures are pointing to two .25% cuts this year and four next year
- Intermediate-term rates have increased this year, but are lower than last year's peak

## Expected Downshift in Economic Growth

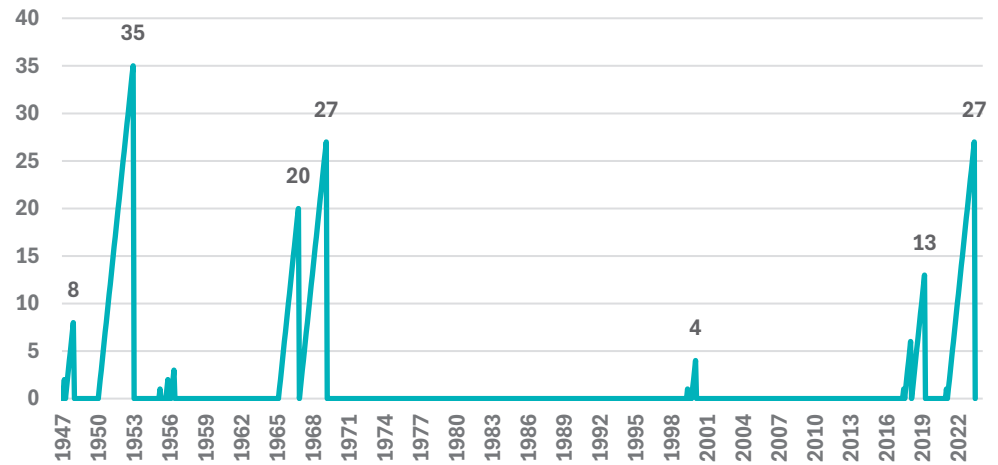
- Economists surveyed by Bloomberg are expecting growth to slow in the coming quarters.
- Higher inflation and interest rates have put a crimp in consumer spending.



# The Unemployment Rate Climbed Above 4%

- The U.S. just finished its second longest streak of having the unemployment rate below 4%.
- The Federal Reserve and most economists expect the unemployment rate to push higher with job growth slowing later this year.

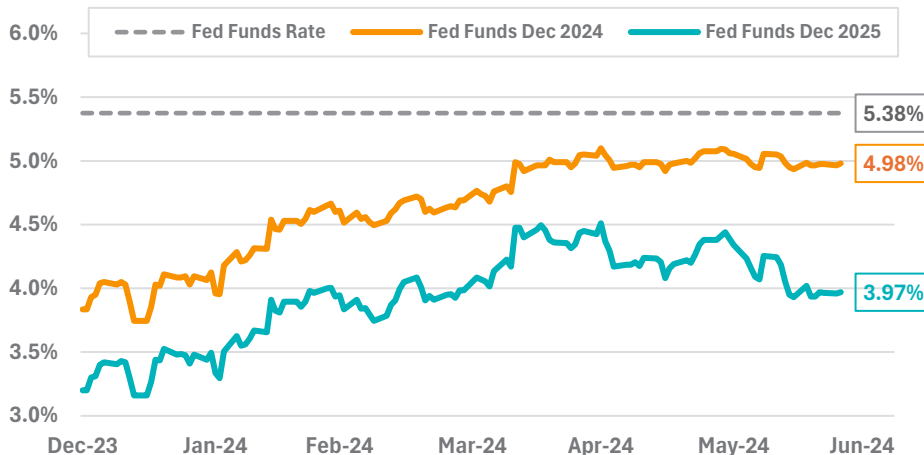
Number of Consecutive Months Below 4% Unemployment



SOURCE: BLOOMBERG, BUREAU OF LABOR STATISTICS

# The Fed vs. The Market

Current Fed Funds Rate vs. Dec 2024 Fed Funds Futures Rate vs. Dec 2025 Fed Funds Futures Rate

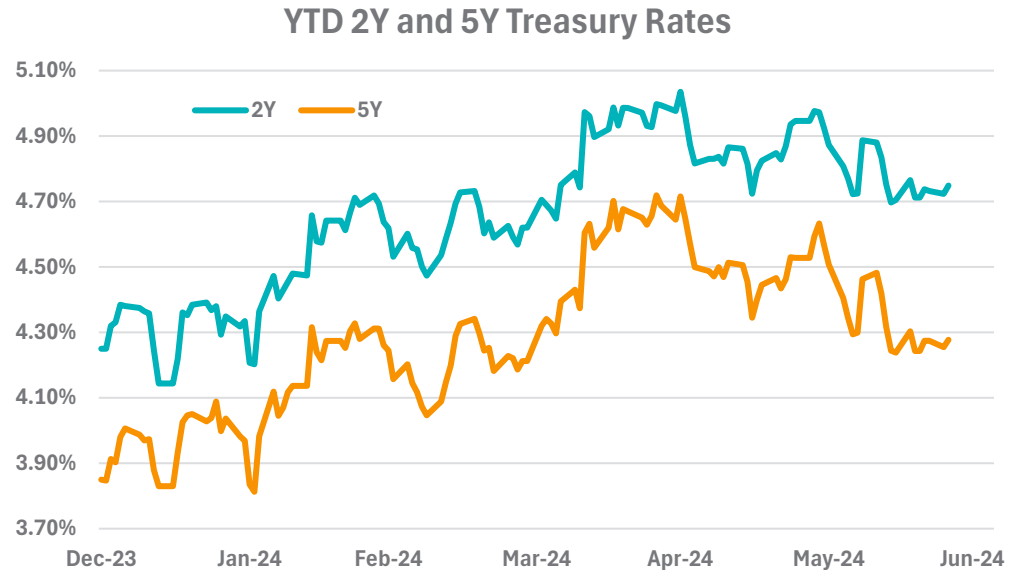


- The Federal Reserve is expecting one .25% cut this year to the Fed Funds Rate and four next year.
- The Fed Funds futures market is expecting two .25% cuts this year and four next year to push the Fed Funds rate down to 3.97% from its current rate of 5.38%

SOURCE: BLOOMBERG

## Intermediate-Term Rates Higher In 2024

- Both the 2-year and 5-year U.S. Treasury rates had their cycle peaks last October at 5.22% and 4.96%, respectively.
- Intermediate-term U.S. Treasury rates have climbed higher this year as market participants realized inflation remains sticky and Fed will cut the Fed Funds rate fewer times than was anticipated at the start of 2024.



SOURCE: BLOOMBERG

### Takeaways

- With intermediate-term interest rates near their highest levels since 2007, locking in those yields will most likely prove prudent.
- It will be interesting to observe Federal Reserve policy later this year as inflation probably remains above their target, with unemployment increasing.



## Compliance Certification

The undersigned acknowledge they have reviewed this quarterly investment report for the period ending June 30, 2024. Officials designated as investment officers by this entity's Investment Policy attest that all investments comply with the Texas Public Funds Investment Act and this entity's Investment Policy.

---

Dr. Jeremy Thompson, Deputy Superintendent

---

Vicki Garcia, Executive Director of Financial Operations

---

Julie Simpson, Director of Finance

## Contents

---

Portfolio Statistics	7
Quarterly Portfolio Summary	8
Quarterly Portfolio Summary By Fund	9
Portfolio Overview	10
Summary by Type	11
Position Statement	14
Cash Reconciliation Report	21
Transaction Statement	23
Amortization Schedule	24
Accrued Interest Schedule	26
Earnings by Fund	30
Projected Cashflows	35
Change in Value	38



## Portfolio Statistics

**5.11**

Average Yield

**0.51**

Weighted Average Maturity (Years)

**0.49**

Portfolio Effective Duration (Years)

**0.51**

Weighted Average Life (Years)

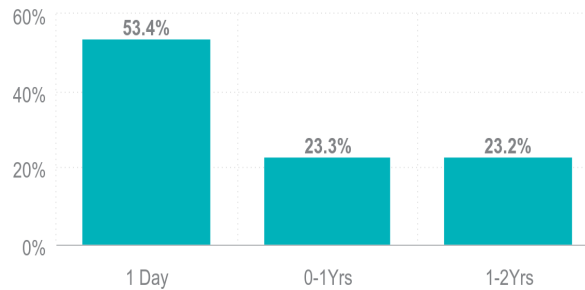
**AA+**

Average Credit Rating

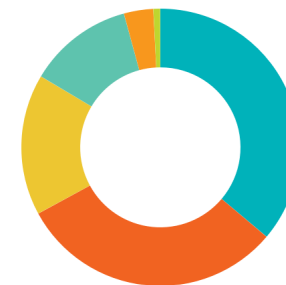
## Portfolio Position

<b>Par Value</b>	\$1,166,642,175
<b>Principal Cost</b>	\$1,154,002,948
<b>Book Value</b>	\$1,160,849,184
<b>Market Value</b>	\$1,159,848,669
<b>Unrealized Gain/Loss</b>	(\$1,000,514)
<b>Accrued Interest</b>	\$3,354,630

## Maturity Distribution



## Sector Allocation



● LGIP	36.15%
● U.S. Treasuries	30.93%
● Money Market Funds	16.47%
● U.S. Agencies	12.22%
● Commercial Paper	3.42%
● Bank Deposits	0.80%



# Quarterly Portfolio Summary

This quarterly report is prepared in compliance with the Investment Policy and the Strategy of this entity and the Public Funds Investment Act (Chapter 2256, Texas Government Code).

## Portfolio as of March 31, 2024

<b>BEGINNING BOOK VALUE</b>	\$1,293,997,660.04
<b>BEGINNING MARKET VALUE</b>	\$1,294,025,176.21
<b>UNREALIZED GAIN/(LOSS)</b>	\$27,516.17
<b>WEIGHTED AVERAGE MATURITY (YEARS)</b>	0.57
<b>WEIGHTED AVERAGE YIELD</b>	5.16

## Portfolio as of June 30, 2024

<b>ENDING BOOK VALUE</b>	\$1,160,849,183.60
<b>ENDING MARKET VALUE</b>	\$1,159,848,669.46
<b>INVESTMENT INCOME FOR THE PERIOD</b>	\$15,732,840.85
<b>UNREALIZED GAIN/(LOSS)</b>	(\$1,000,514.14)
<b>CHANGE IN UNREALIZED GAIN/(LOSS)</b>	(\$972,997.97)
<b>WEIGHTED AVERAGE MATURITY (YEARS)</b>	0.51
<b>WEIGHTED AVERAGE YIELD</b>	5.11



## Quarterly Portfolio Summary By Fund

<b>PORTFOLIO MARKET VALUE BY FUND</b>	<b>03/31/2024</b>	<b>06/30/2024</b>	<b>CHANGE</b>	<b>INTEREST EARNED</b>
2007 BONDS - SERIES 2013	23,444.47	23,756.44	311.97	311.97
2013 BONDS - SERIES 2014B	130,393.71	132,126.95	1,733.24	1,733.24
2013 BONDS - SERIES 2015A	3,821,086.96	3,833,811.69	12,724.73	50,456.44
2018 BONDS - SERIES 2018	16,340,465.40	13,895,555.07	-2,444,910.33	200,725.42
2020 BONDS - SERIES 2020	64,331,771.23	48,222,738.34	-16,109,032.89	732,953.45
2023 CAPITAL PROJECTS	918,304,999.35	873,406,105.23	-44,574,305.22	11,443,580.75
CHILD NUTRITION ACCOUNT	6,922,675.02	5,982,399.63	-940,275.39	52,290.76
DATCU SPECIAL REVENUE FUND	0.00	1,013,225.80	1,013,225.80	13,429.16
DATCU SPONSORSHIP	0.00	496,717.64	496,717.64	4,380.37
DEBT SERVICE	97,001,884.43	100,224,607.70	3,222,723.27	1,312,381.29
GENERAL OPERATING	181,468,831.38	105,332,032.79	-76,136,798.59	1,869,978.15
PAYROLL ACCOUNT	2,395,120.64	3,957,380.09	1,562,259.45	6,911.38
REPLACEMENT CYCLE ACCOUNT	2,959,585.77	2,998,970.48	39,384.71	39,384.71
WORKER'S COMPENSATION ACCOUNT	324,917.85	329,241.61	4,323.76	4,323.76
<b>TOTAL</b>	<b>1,294,025,176.21</b>	<b>1,159,848,669.46</b>	<b>-133,851,917.85</b>	<b>15,732,840.85</b>



# Portfolio Overview

SECURITY TYPE	PAR VALUE	MARKET VALUE	BOOK VALUE	% OF PORTFOLIO	DAYS TO MATURITY	YIELD
Bank Deposits	9,293,266.43	9,293,266.43	9,293,266.43	0.80%	1	0.00
LGIP	419,334,319.45	419,334,319.45	419,334,319.45	36.15%	1	5.33
Money Market Funds	191,079,589.17	191,079,589.17	191,079,589.17	16.47%	1	5.20
Commercial Paper	39,845,000.00	39,669,164.41	39,669,164.41	3.42%	30	5.79
U.S. Treasuries	364,425,000.00	358,750,630.30	359,440,750.46	30.93%	383	4.95
U.S. Agencies	142,665,000.00	141,721,699.70	142,032,093.67	12.22%	543	4.88
<b>TOTAL</b>	<b>1,166,642,175.05</b>	<b>1,159,848,669.46</b>	<b>1,160,849,183.60</b>	<b>100.00%</b>	<b>186</b>	<b>5.11</b>
<b>CASH AND ACCRUED INTEREST</b>						
Purchased Accrued Interest		0.00	0.00			
<b>TOTAL CASH AND INVESTMENTS</b>	<b>1,166,642,175.05</b>	<b>1,159,848,669.46</b>	<b>1,160,849,183.60</b>		<b>186</b>	<b>5.11</b>
<b>TOTAL EARNINGS</b>						
	<b>CURRENT QUARTER</b>					
	15,732,840.85					

## Summary by Type

SECURITY TYPE	# OF SECURITIES	PAR VALUE	BOOK VALUE	% OF PORTFOLIO	YIELD	DAYS TO FINAL MATURITY
<b>2007 BONDS - SERIES 2013</b>						
LGIP	1	23,756.44	23,756.44	0.00	5.31	1
<b>TOTAL</b>	<b>1</b>	<b>23,756.44</b>	<b>23,756.44</b>	<b>0.00</b>	<b>5.31</b>	<b>1</b>
<b>2013 BONDS - SERIES 2014B</b>						
LGIP	1	132,126.95	132,126.95	0.01	5.31	1
<b>TOTAL</b>	<b>1</b>	<b>132,126.95</b>	<b>132,126.95</b>	<b>0.01</b>	<b>5.31</b>	<b>1</b>
<b>2013 BONDS - SERIES 2015A</b>						
LGIP	1	3,833,811.69	3,833,811.69	0.33	5.31	1
<b>TOTAL</b>	<b>1</b>	<b>3,833,811.69</b>	<b>3,833,811.69</b>	<b>0.33</b>	<b>5.31</b>	<b>1</b>
<b>2018 BONDS - SERIES 2018</b>						
LGIP	1	13,895,555.07	13,895,555.07	1.19	5.43	1
<b>TOTAL</b>	<b>1</b>	<b>13,895,555.07</b>	<b>13,895,555.07</b>	<b>1.20</b>	<b>5.43</b>	<b>1</b>
<b>2020 BONDS - SERIES 2020</b>						
LGIP	2	48,222,738.34	48,222,738.34	4.15	5.30	1
<b>TOTAL</b>	<b>2</b>	<b>48,222,738.34</b>	<b>48,222,738.34</b>	<b>4.16</b>	<b>5.30</b>	<b>1</b>
<b>2023 CAPITAL PROJECTS</b>						
LGIP	4	143,198,247.45	143,198,247.45	12.31	5.32	1
Money Market Funds	1	191,044,955.94	191,044,955.94	16.42	5.20	1
Commercial Paper	3	38,845,000.00	38,690,571.84	3.33	5.79	27
U.S. Treasuries	17	364,425,000.00	359,440,750.46	31.06	4.95	383
U.S. Agencies	12	142,665,000.00	142,032,093.67	12.26	4.88	542
<b>TOTAL</b>	<b>37</b>	<b>880,178,203.39</b>	<b>874,406,619.37</b>	<b>75.30</b>	<b>5.09</b>	<b>248</b>
<b>CHILD NUTRITION ACCOUNT</b>						

## Summary by Type

SECURITY TYPE	# OF SECURITIES	PAR VALUE	BOOK VALUE	% OF PORTFOLIO	YIELD	DAYS TO FINAL MATURITY
Bank Deposits	1	2,000,686.48	2,000,686.48	0.17	0.00	1
LGIP	1	3,981,713.15	3,981,713.15	0.34	5.31	1
<b>TOTAL</b>	<b>2</b>	<b>5,982,399.63</b>	<b>5,982,399.63</b>	<b>0.52</b>	<b>3.54</b>	<b>1</b>

### DATCU SPECIAL REVENUE FUND

Money Market Funds	1	34,633.23	34,633.23	0.00	5.20	1
Commercial Paper	4	1,000,000.00	978,592.57	0.08	5.46	147
<b>TOTAL</b>	<b>5</b>	<b>1,034,633.23</b>	<b>1,013,225.80</b>	<b>0.09</b>	<b>5.45</b>	<b>142</b>

### DATCU SPONSORSHIP

LGIP	1	496,717.64	496,717.64	0.04	5.33	1
<b>TOTAL</b>	<b>1</b>	<b>496,717.64</b>	<b>496,717.64</b>	<b>0.04</b>	<b>5.33</b>	<b>1</b>

### DEBT SERVICE

LGIP	4	100,224,607.70	100,224,607.70	8.62	5.33	1
<b>TOTAL</b>	<b>4</b>	<b>100,224,607.70</b>	<b>100,224,607.70</b>	<b>8.64</b>	<b>5.33</b>	<b>1</b>

### GENERAL OPERATING

Bank Deposits	1	3,335,199.86	3,335,199.86	0.29	0.00	1
LGIP	5	101,996,832.93	101,996,832.93	8.77	5.33	1
<b>TOTAL</b>	<b>6</b>	<b>105,332,032.79</b>	<b>105,332,032.79</b>	<b>9.08</b>	<b>5.17</b>	<b>1</b>

### PAYROLL ACCOUNT

Bank Deposits	1	3,957,380.09	3,957,380.09	0.34	0.00	1
<b>TOTAL</b>	<b>1</b>	<b>3,957,380.09</b>	<b>3,957,380.09</b>	<b>0.34</b>	<b>0.00</b>	<b>1</b>

### REPLACEMENT CYCLE ACCOUNT

LGIP	1	2,998,970.48	2,998,970.48	0.26	5.31	1
<b>TOTAL</b>	<b>1</b>	<b>2,998,970.48</b>	<b>2,998,970.48</b>	<b>0.26</b>	<b>5.31</b>	<b>1</b>



## Summary by Type

SECURITY TYPE	# OF SECURITIES	PAR VALUE	BOOK VALUE	% OF PORTFOLIO	YIELD	DAYS TO FINAL MATURITY
<b>WORKER'S COMPENSATION ACCOUNT</b>						
LGIP	1	329,241.61	329,241.61	0.03	5.31	1
<b>TOTAL</b>	<b>1</b>	<b>329,241.61</b>	<b>329,241.61</b>	<b>0.03</b>	<b>5.31</b>	<b>1</b>
<b>GRAND TOTAL</b>	<b>64</b>	<b>1,166,642,175.05</b>	<b>1,160,849,183.60</b>	<b>100.00</b>	<b>5.11</b>	<b>187</b>



## Position Statement

CUSIP	DESCRIPTION	TRADE DATE SETTLE DATE	PAR VALUE	PRINCIPAL COST PURCHASED INTEREST	TOTAL COST	YIELD	MATURITY DATE	DAYS TO MATURITY	MARKET PRICE MARKET VALUE	UNREALIZED GAIN/LOSS BOOK VALUE	% OF MV	MOODY'S S&P RATING
<b>2007 BONDS - SERIES 2013</b>												
<b>LGIP</b>												
TEXPOOL	TexPool	06/30/2024 06/30/2024	23,756.44	23,756.44 0.00	23,756.44	5.31		1	1.00 23,756.44	0.00 23,756.44	0.00	AAA
<b>LGIP TOTAL</b>			<b>23,756.44</b>	<b>23,756.44</b> <b>0.00</b>	<b>23,756.44</b>	<b>5.31</b>		<b>1</b>	<b>1.00</b> <b>23,756.44</b>	<b>0.00</b> <b>23,756.44</b>	<b>0.00</b>	<b>AAA</b>
<b>2007 BONDS - SERIES 2013 TOTAL</b>			<b>23,756.44</b>	<b>23,756.44</b> <b>0.00</b>	<b>23,756.44</b>	<b>5.31</b>		<b>1</b>	<b>23,756.44</b>	<b>23,756.44</b>	<b>0.00</b>	<b>AAA</b>
<b>2013 BONDS - SERIES 2014B</b>												
<b>LGIP</b>												
TEXSTAR	TexSTAR	06/30/2024 06/30/2024	132,126.95	132,126.95 0.00	132,126.95	5.31		1	1.00 132,126.95	0.00 132,126.95	0.01	AAA
<b>LGIP TOTAL</b>			<b>132,126.95</b>	<b>132,126.95</b> <b>0.00</b>	<b>132,126.95</b>	<b>5.31</b>		<b>1</b>	<b>1.00</b> <b>132,126.95</b>	<b>0.00</b> <b>132,126.95</b>	<b>0.01</b>	<b>AAA</b>
<b>2013 BONDS - SERIES 2014B TOTAL</b>			<b>132,126.95</b>	<b>132,126.95</b> <b>0.00</b>	<b>132,126.95</b>	<b>5.31</b>		<b>1</b>	<b>132,126.95</b>	<b>132,126.95</b>	<b>0.01</b>	<b>AAA</b>
<b>2013 BONDS - SERIES 2015A</b>												
<b>LGIP</b>												
TEXSTAR	TexSTAR	06/30/2024 06/30/2024	3,833,811.69	3,833,811.69 0.00	3,833,811.69	5.31		1	1.00 3,833,811.69	0.00 3,833,811.69	0.33	AAA
<b>LGIP TOTAL</b>			<b>3,833,811.69</b>	<b>3,833,811.69</b> <b>0.00</b>	<b>3,833,811.69</b>	<b>5.31</b>		<b>1</b>	<b>1.00</b> <b>3,833,811.69</b>	<b>0.00</b> <b>3,833,811.69</b>	<b>0.33</b>	<b>AAA</b>
<b>2013 BONDS - SERIES 2015A TOTAL</b>			<b>3,833,811.69</b>	<b>3,833,811.69</b> <b>0.00</b>	<b>3,833,811.69</b>	<b>5.31</b>		<b>1</b>	<b>3,833,811.69</b>	<b>3,833,811.69</b>	<b>0.33</b>	<b>AAA</b>
<b>2018 BONDS - SERIES 2018</b>												
<b>LGIP</b>												
TXCLASS	Texas CLASS	06/30/2024 06/30/2024	13,895,555.07	13,895,555.07 0.00	13,895,555.07	5.43		1	1.00 13,895,555.07	0.00 13,895,555.07	1.20	AAA
<b>LGIP TOTAL</b>			<b>13,895,555.07</b>	<b>13,895,555.07</b> <b>0.00</b>	<b>13,895,555.07</b>	<b>5.43</b>		<b>1</b>	<b>1.00</b> <b>13,895,555.07</b>	<b>0.00</b> <b>13,895,555.07</b>	<b>1.20</b>	<b>AAA</b>
<b>2018 BONDS - SERIES 2018 TOTAL</b>			<b>13,895,555.07</b>	<b>13,895,555.07</b> <b>0.00</b>	<b>13,895,555.07</b>	<b>5.43</b>		<b>1</b>	<b>13,895,555.07</b>	<b>13,895,555.07</b>	<b>1.20</b>	<b>AAA</b>



## Position Statement

CUSIP	DESCRIPTION	TRADE DATE SETTLE DATE	PAR VALUE	PRINCIPAL COST PURCHASED INTEREST	TOTAL COST	YIELD	MATURITY DATE	DAYS TO MATURITY	MARKET PRICE MARKET VALUE	UNREALIZED GAIN/LOSS BOOK VALUE	% OF MV	MOODY'S S&P RATING
<b>2020 BONDS - SERIES 2020</b>												
<b>LGIP</b>												
TXRANGE	Texas Range TexasDAILY Fund	06/30/2024 06/30/2024	45,918,734.86	45,918,734.86 0.00	45,918,734.86	5.30		1	1.00 45,918,734.86	0.00 45,918,734.86	3.96	AAA
TEXPOOL	TexPool	06/30/2024 06/30/2024	2,304,003.48	2,304,003.48 0.00	2,304,003.48	5.31		1	1.00 2,304,003.48	0.00 2,304,003.48	0.20	AAA
<b>LGIP TOTAL</b>			<b>48,222,738.34</b>	<b>48,222,738.34</b> <b>0.00</b>	<b>48,222,738.34</b>	<b>5.30</b>		<b>1</b>	<b>1.00</b> <b>48,222,738.34</b>	<b>0.00</b> <b>48,222,738.34</b>	<b>4.16</b>	<b>AAA</b>
<b>2020 BONDS - SERIES 2020 TOTAL</b>			<b>48,222,738.34</b>	<b>48,222,738.34</b> <b>0.00</b>	<b>48,222,738.34</b>	<b>5.30</b>		<b>1</b>	<b>1.00</b> <b>48,222,738.34</b>	<b>0.00</b> <b>48,222,738.34</b>	<b>4.16</b>	<b>AAA</b>
<b>2023 CAPITAL PROJECTS</b>												
<b>LGIP</b>												
TEXSTAR	TexSTAR	06/30/2024 06/30/2024	42,987,182.26	42,987,182.26 0.00	42,987,182.26	5.31		1	1.00 42,987,182.26	0.00 42,987,182.26	3.71	AAA
LSGO	Lone Star Invest Pool - Gov- ernment Overnight	06/30/2024 06/30/2024	71,164,950.55	71,164,950.55 0.00	71,164,950.55	5.33		1	1.00 71,164,950.55	0.00 71,164,950.55	6.14	AAA
TEXPOOL	TexPool	06/30/2024 06/30/2024	29,006,718.35	29,006,718.35 0.00	29,006,718.35	5.31		1	1.00 29,006,718.35	0.00 29,006,718.35	2.50	AAA
TXRANGE	Texas Range TexasDAILY Fund	06/30/2024 06/30/2024	39,396.29	39,396.29 0.00	39,396.29	5.30		1	1.00 39,396.29	0.00 39,396.29	0.00	AAA
<b>LGIP TOTAL</b>			<b>143,198,247.45</b>	<b>143,198,247.45</b> <b>0.00</b>	<b>143,198,247.45</b>	<b>5.32</b>		<b>1</b>	<b>1.00</b> <b>143,198,247.45</b>	<b>0.00</b> <b>143,198,247.45</b>	<b>12.35</b>	<b>AAA</b>
<b>MONEY MARKET FUNDS</b>												
31846V567	FIRST AMER.GVT OBLG;Z	06/30/2024 06/30/2024	191,044,955.94	191,044,955.94 0.00	191,044,955.94	5.20		1	1.00 191,044,955.94	0.00 191,044,955.94	16.47	Aaa AAA
<b>MONEY MARKET FUNDS TOTAL</b>			<b>191,044,955.94</b>	<b>191,044,955.94</b> <b>0.00</b>	<b>191,044,955.94</b>	<b>5.20</b>		<b>1</b>	<b>1.00</b> <b>191,044,955.94</b>	<b>0.00</b> <b>191,044,955.94</b>	<b>16.47</b>	<b>AAA</b>
<b>COMMERCIAL PAPER</b>												
13608AG18	Canadian Imperial Bank of Commerce 0.0 07/01/2024	09/05/2023 09/06/2023	17,500,000.00	16,688,962.50 0.00	16,688,962.50	5.80	07/01/2024	1	100.00 17,500,000.00	0.00 17,500,000.00	1.51	P-1 A-1
89119AHF8	TD 08/15/24	08/30/2023 08/30/2023	19,345,000.00	18,298,193.69 0.00	18,298,193.69	5.79	08/15/2024	46	99.31 19,210,794.06	0.00 19,210,794.06	1.66	P-1 A-1+
06369LJ48	BMO 09/04/24	09/06/2023 09/06/2023	2,000,000.00	1,886,755.56 0.00	1,886,755.56	5.85	09/04/2024	66	98.99 1,979,777.78	0.00 1,979,777.78	0.17	P-1 A-1
<b>COMMERCIAL PAPER TOTAL</b>			<b>38,845,000.00</b>	<b>36,873,911.75</b> <b>0.00</b>	<b>36,873,911.75</b>	<b>5.79</b>		<b>27</b>	<b>99.60</b> <b>38,690,571.84</b>	<b>0.00</b> <b>38,690,571.84</b>	<b>3.34</b>	<b>AA-</b>



## Position Statement

CUSIP	DESCRIPTION	TRADE DATE SETTLE DATE	PAR VALUE	PRINCIPAL COST PURCHASED INTEREST	TOTAL COST	YIELD	MATURITY DATE	DAYS TO MATURITY	MARKET PRICE MARKET VALUE	UNREALIZED GAIN/LOSS BOOK VALUE	% OF MV	MOODY'S S&P RATING
<b>U.S. TREASURIES</b>												
912828G38	US TREASURY 2.250 11/15/24	09/01/2023 09/05/2023	14,500,000.00	13,997,031.25 0.00	13,997,031.25	5.29	11/15/2024	138	98.84 14,332,343.75	(9,974.97) 14,342,318.72	1.24	Aaa AA+
91282CFX4	US TREASURY 4.500 11/30/24	09/01/2023 09/05/2023	18,875,000.00	18,706,894.53 0.00	18,706,894.53	5.25	11/30/2024	153	99.67 18,812,329.15	(6,139.81) 18,818,468.96	1.62	Aaa AA+
91282CGD7	US TREASURY 4.250 12/31/24	09/01/2023 09/05/2023	19,750,000.00	19,511,611.33 0.00	19,511,611.33	5.21	12/31/2024	184	99.46 19,643,535.26	(16,143.57) 19,659,678.83	1.69	Aaa AA+
912828J27	US TREASURY 2.000 02/15/25	09/01/2023 09/05/2023	15,800,000.00	15,120,476.56 0.00	15,120,476.56	5.13	02/15/2025	230	97.96 15,478,445.35	(27,394.22) 15,505,839.57	1.33	Aaa AA+
91282CGN5	US TREASURY 4.625 02/28/25	09/01/2023 09/05/2023	15,000,000.00	14,895,703.13 0.00	14,895,703.13	5.11	02/28/2025	243	99.59 14,937,890.70	(15,541.32) 14,953,432.02	1.29	Aaa AA+
91282CEH0	US TREASURY 2.625 04/15/25	09/01/2023 09/05/2023	16,400,000.00	15,792,046.88 0.00	15,792,046.88	5.05	04/15/2025	289	98.02 16,075,843.83	(26,383.21) 16,102,227.04	1.39	Aaa AA+
91282CEQ0	US TREASURY 2.750 05/15/25	09/01/2023 09/05/2023	60,400,000.00	58,212,859.38 0.00	58,212,859.38	5.01	05/15/2025	319	97.94 59,154,250.00	(120,328.13) 59,274,578.13	5.10	Aaa AA+
91282CEU1	US TREASURY 2.875 06/15/25	09/01/2023 09/05/2023	45,500,000.00	43,896,835.94 0.00	43,896,835.94	4.97	06/15/2025	350	97.88 44,534,902.23	(102,995.68) 44,637,897.91	3.84	Aaa AA+
91282CEY3	US TREASURY 3.000 07/15/25	09/01/2023 09/05/2023	19,500,000.00	18,838,828.13 0.00	18,838,828.13	4.93	07/15/2025	380	97.89 19,089,433.55	(41,517.65) 19,130,951.19	1.65	Aaa AA+
912828K74	US TREASURY 2.000 08/15/25	09/01/2023 09/05/2023	20,200,000.00	19,128,453.13 0.00	19,128,453.13	4.89	08/15/2025	411	96.68 19,529,296.98	(51,922.44) 19,581,219.41	1.68	Aaa AA+
91282CFP1	US TREASURY 4.250 10/15/25	09/01/2023 09/05/2023	7,250,000.00	7,164,472.66 0.00	7,164,472.66	4.84	10/15/2025	472	99.05 7,181,181.62	(16,570.16) 7,197,751.78	0.62	Aaa AA+
91282CFW6	US TREASURY 4.500 11/15/25	09/01/2023 09/05/2023	18,450,000.00	18,328,201.17 0.00	18,328,201.17	4.82	11/15/2025	503	99.39 18,336,849.66	(36,912.17) 18,373,761.83	1.58	Aaa AA+
91282CGA3	US TREASURY 4.000 12/15/25	09/01/2023 09/05/2023	16,400,000.00	16,126,453.13 0.00	16,126,453.13	4.78	12/15/2025	533	98.71 16,187,953.08	(37,134.73) 16,225,087.82	1.40	Aaa AA+
91282CGE5	US TREASURY 3.875 01/15/26	09/01/2023 09/05/2023	18,100,000.00	17,745,777.34 0.00	17,745,777.34	4.76	01/15/2026	564	98.50 17,827,793.01	(41,120.82) 17,868,913.83	1.54	Aaa AA+
91282CGL9	US TREASURY 4.000 02/15/26	09/01/2023 09/05/2023	20,350,000.00	20,012,158.20 0.00	20,012,158.20	4.73	02/15/2026	595	98.65 20,074,957.13	(50,570.80) 20,125,527.93	1.73	Aaa AA+
91282CGR6	US TREASURY 4.625 03/15/26	09/01/2023 09/05/2023	19,650,000.00	19,615,458.98 0.00	19,615,458.98	4.70	03/15/2026	623	99.66 19,582,453.13	(44,244.80) 19,626,697.92	1.69	Aaa AA+
91282CGV7	US TREASURY 3.750 04/15/26	09/01/2023 09/05/2023	18,300,000.00	17,886,105.47 0.00	17,886,105.47	4.68	04/15/2026	654	98.20 17,971,171.88	(45,225.68) 18,016,397.56	1.55	Aaa AA+
<b>U.S. TREASURIES TOTAL</b>			<b>364,425,000.00</b>	<b>354,979,367.21 0.00</b>	<b>354,979,367.21</b>	<b>4.95</b>		<b>383</b>	<b>98.45 358,750,630.30</b>	<b>(690,120.16) 359,440,750.46</b>	<b>30.93</b>	<b>AA+</b>
<b>U.S. AGENCIES</b>												
3130ATND5	FHLBANKS 4.375 09/13/24	08/30/2023 08/31/2023	1,740,000.00	1,722,252.00 0.00	1,722,252.00	5.40	09/13/2024	75	99.76 1,735,789.20	(735.45) 1,736,524.65	0.15	Aaa AA+
3130ATVD6	FHLBANKS 4.875 09/13/24	08/30/2023 08/31/2023	3,410,000.00	3,392,165.70 0.00	3,392,165.70	5.40	09/13/2024	75	99.88 3,405,839.80	(667.95) 3,406,507.75	0.29	Aaa AA+
3130A2UW4	FHLBANKS 2.875 09/13/24	08/30/2023 08/31/2023	7,815,000.00	7,618,999.80 0.00	7,618,999.80	5.40	09/13/2024	75	99.48 7,774,362.00	(2,257.92) 7,776,619.92	0.67	Aaa AA+





## Position Statement

CUSIP	DESCRIPTION	TRADE DATE SETTLE DATE	PAR VALUE	PRINCIPAL COST PURCHASED INTEREST	TOTAL COST	YIELD	MATURITY DATE	DAYS TO MATURITY	MARKET PRICE MARKET VALUE	UNREALIZED GAIN/LOSS BOOK VALUE	% OF MV	MOODY'S S&P RATING
3133EPVK8	FED FARM CR BNKS 5.250 10/02/24	09/01/2023 09/07/2023	9,895,000.00	9,883,718.41 0.00	9,883,718.41	5.37	10/02/2024	94	99.93 9,888,073.50	(4,240.97) 9,892,314.47	0.85	Aaa AA+
3130AWLY4	FHLBANKS 5.125 06/13/25	08/30/2023 09/01/2023	5,250,000.00	5,257,935.85 0.00	5,257,935.85	5.03	06/13/2025	348	99.95 5,247,217.50	(7,015.05) 5,254,232.55	0.45	Aaa AA+
31422X6T4	FARMER MAC 4.875 09/05/25 MTN	08/30/2023 09/05/2023	15,000,000.00	14,979,300.00 0.00	14,979,300.00	4.95	09/05/2025	432	99.60 14,939,550.00	(48,240.68) 14,987,790.68	1.29	Aaa AA+
3130AWS92	FHLBANKS 4.875 09/12/25	08/30/2023 09/01/2023	2,215,000.00	2,212,398.57 0.00	2,212,398.57	4.93	09/12/2025	439	99.68 2,207,889.85	(5,574.06) 2,213,463.91	0.19	Aaa AA+
3134GWZG4	FREDDIE MAC 0.600 10/20/25 '24 MTN	08/31/2023 09/01/2023	10,000,000.00	9,122,500.00 0.00	9,122,500.00	4.98	10/20/2025	477	94.19 9,419,000.00	(45,269.29) 9,464,269.29	0.81	Aaa AA+
3133EPUD5	FED FARM CR BNKS 4.750 05/28/26	08/30/2023 08/31/2023	4,505,000.00	4,512,613.45 0.00	4,512,613.45	4.69	05/28/2026	697	99.83 4,497,296.45	(13,005.04) 4,510,301.49	0.39	Aaa AA+
3133EPUD5	FED FARM CR BNKS 4.750 05/28/26	08/30/2023 08/31/2023	42,565,000.00	42,630,190.85 0.00	42,630,190.85	4.69	05/28/2026	697	99.83 42,492,213.85	(118,180.66) 42,610,394.51	3.66	Aaa AA+
3130AWGR5	FHLBANKS 4.375 06/12/26	09/13/2023 09/14/2023	14,075,000.00	13,893,376.20 0.00	13,893,376.20	4.88	06/12/2026	712	99.18 13,959,022.00	12,968.59 13,946,053.41	1.20	Aaa AA+
3130AWLZ1	FHLBANKS 4.750 06/12/26	08/30/2023 08/31/2023	26,195,000.00	26,250,114.28 0.00	26,250,114.28	4.67	06/12/2026	712	99.85 26,155,445.55	(78,175.50) 26,233,621.05	2.26	Aaa AA+
<b>U.S. AGENCIES TOTAL</b>			<b>142,665,000.00</b>	<b>141,475,565.11 0.00</b>	<b>141,475,565.11</b>	<b>4.88</b>		<b>543</b>	<b>99.36 141,721,699.70</b>	<b>(310,393.97) 142,032,093.67</b>	<b>12.22</b>	<b>AA+</b>
<b>2023 CAPITAL PROJECTS TOTAL</b>			<b>880,178,203.39</b>	<b>867,572,047.46 0.00</b>	<b>867,572,047.46</b>	<b>5.09</b>		<b>247</b>	<b>873,406,105.23</b>	<b>(1,000,514.14) 874,406,619.37</b>	<b>75.30</b>	<b>AA+</b>

### CHILD NUTRITION ACCOUNT

#### BANK DEPOSITS

PNCBANK	PNC Bank	06/30/2024 06/30/2024	2,000,686.48	2,000,686.48 0.00	2,000,686.48	0.00		1	1.00 2,000,686.48	0.00 2,000,686.48	0.17	NA
<b>BANK DEPOSITS TOTAL</b>			<b>2,000,686.48</b>	<b>2,000,686.48 0.00</b>	<b>2,000,686.48</b>	<b>0.00</b>		<b>1</b>	<b>1.00 2,000,686.48</b>	<b>0.00 2,000,686.48</b>	<b>0.17</b>	<b>NA</b>

#### LGIP

TEXPOOL	TexPool	06/30/2024 06/30/2024	3,981,713.15	3,981,713.15 0.00	3,981,713.15	5.31		1	1.00 3,981,713.15	0.00 3,981,713.15	0.34	AAA
<b>LGIP TOTAL</b>			<b>3,981,713.15</b>	<b>3,981,713.15 0.00</b>	<b>3,981,713.15</b>	<b>5.31</b>		<b>1</b>	<b>1.00 3,981,713.15</b>	<b>0.00 3,981,713.15</b>	<b>0.34</b>	<b>AAA</b>
<b>CHILD NUTRITION ACCOUNT TOTAL</b>			<b>5,982,399.63</b>	<b>5,982,399.63 0.00</b>	<b>5,982,399.63</b>	<b>3.54</b>		<b>1</b>	<b>5,982,399.63</b>	<b>0.00 5,982,399.63</b>	<b>0.52</b>	<b>AAA</b>

### DATCU SPECIAL REVENUE FUND

#### MONEY MARKET FUNDS



## Position Statement

CUSIP	DESCRIPTION	TRADE DATE SETTLE DATE	PAR VALUE	PRINCIPAL COST PURCHASED INTEREST	TOTAL COST	YIELD	MATURITY DATE	DAYS TO MATURITY	MARKET PRICE MARKET VALUE	UNREALIZED GAIN/LOSS BOOK VALUE	% OF MV	MOODY'S S&P RATING
31846V567	FIRST AMER:GVT OBLG;Z	06/30/2024 06/30/2024	34,633.23	34,633.23 0.00	34,633.23	5.20		1	1.00 34,633.23	0.00 34,633.23	0.00	Aaa AAA
<b>MONEY MARKET FUNDS TOTAL</b>			<b>34,633.23</b>	<b>34,633.23 0.00</b>	<b>34,633.23</b>	<b>5.20</b>		<b>1</b>	<b>1.00 34,633.23</b>	<b>0.00 34,633.23</b>	<b>0.00</b>	<b>AAA</b>
<b>COMMERCIAL PAPER</b>												
40060WGCO	GTA Funding LLC 0.0 07/12/2024	04/12/2024 04/12/2024	250,000.00	246,587.50 0.00	246,587.50	5.51	07/12/2024	12	99.84 249,587.50	0.00 249,587.50	0.02	P-1 A-1+
53944QKF6	LMA 10/15/24	04/12/2024 04/12/2024	250,000.00	243,076.67 0.00	243,076.67	5.51	10/15/2024	107	98.42 246,054.45	0.00 246,054.45	0.02	P-1 A-1
50244LNEO	LVMH 01/14/25	04/12/2024 04/15/2024	250,000.00	240,048.47 0.00	240,048.47	5.41	01/14/2025	198	97.14 242,845.07	0.00 242,845.07	0.02	P-1 A-1+
63307LR11	NATL BK CANADA 04/01/25	04/12/2024 04/12/2024	250,000.00	237,216.67 0.00	237,216.67	5.41	04/01/2025	275	96.04 240,105.56	0.00 240,105.56	0.02	P-1 A-1
<b>COMMERCIAL PAPER TOTAL</b>			<b>1,000,000.00</b>	<b>966,929.31 0.00</b>	<b>966,929.31</b>	<b>5.46</b>		<b>147</b>	<b>97.88 978,592.57</b>	<b>0.00 978,592.57</b>	<b>0.08</b>	<b>AA-</b>
<b>DATCU SPECIAL REVENUE FUND TOTAL</b>			<b>1,034,633.23</b>	<b>1,001,562.54 0.00</b>	<b>1,001,562.54</b>	<b>5.45</b>		<b>142</b>	<b>1.00 1,013,225.80</b>	<b>0.00 1,013,225.80</b>	<b>0.09</b>	<b>AA-</b>

### DATCU SPONSORSHIP

<b>DATCU SPONSORSHIP</b>												
<b>LGIP</b>												
LSGO	Lone Star Invest Pool - Gov- ernment Overnight	06/30/2024 06/30/2024	496,717.64	496,717.64 0.00	496,717.64	5.33		1	1.00 496,717.64	0.00 496,717.64	0.04	AAA
<b>LGIP TOTAL</b>			<b>496,717.64</b>	<b>496,717.64 0.00</b>	<b>496,717.64</b>	<b>5.33</b>		<b>1</b>	<b>1.00 496,717.64</b>	<b>0.00 496,717.64</b>	<b>0.04</b>	<b>AAA</b>
<b>DATCU SPONSORSHIP TOTAL</b>			<b>496,717.64</b>	<b>496,717.64 0.00</b>	<b>496,717.64</b>	<b>5.33</b>		<b>1</b>	<b>1.00 496,717.64</b>	<b>0.00 496,717.64</b>	<b>0.04</b>	<b>AAA</b>

### DEBT SERVICE

<b>DEBT SERVICE</b>												
<b>LGIP</b>												
TXRANGE	Texas Range TexasDAILY Fund	06/30/2024 06/30/2024	2,825,880.16	2,825,880.16 0.00	2,825,880.16	5.30		1	1.00 2,825,880.16	0.00 2,825,880.16	0.24	AAA
TEXPOOL	TexPool	06/30/2024 06/30/2024	6,196,715.18	6,196,715.18 0.00	6,196,715.18	5.31		1	1.00 6,196,715.18	0.00 6,196,715.18	0.53	AAA
TXCLASS	Texas CLASS	06/30/2024 06/30/2024	2,734,975.12	2,734,975.12 0.00	2,734,975.12	5.43		1	1.00 2,734,975.12	0.00 2,734,975.12	0.24	AAA
LSGO	Lone Star Invest Pool - Gov- ernment Overnight	06/30/2024 06/30/2024	88,467,037.24	88,467,037.24 0.00	88,467,037.24	5.33		1	1.00 88,467,037.24	0.00 88,467,037.24	7.63	AAA
<b>LGIP TOTAL</b>			<b>100,224,607.70</b>	<b>100,224,607.70 0.00</b>	<b>100,224,607.70</b>	<b>5.33</b>		<b>1</b>	<b>1.00 100,224,607.70</b>	<b>0.00 100,224,607.70</b>	<b>8.64</b>	<b>AAA</b>



## Position Statement

CUSIP	DESCRIPTION	TRADE DATE SETTLE DATE	PAR VALUE	PRINCIPAL COST PURCHASED INTEREST	TOTAL COST	YIELD	MATURITY DATE	DAYS TO MATURITY	MARKET PRICE MARKET VALUE	UNREALIZED GAIN/LOSS BOOK VALUE	% OF MV	MOODY'S S&P RATING
<b>DEBT SERVICE TOTAL</b>			<b>100,224,607.70</b>	<b>100,224,607.70</b> 0.00	<b>100,224,607.70</b>	<b>5.33</b>		<b>1</b>	<b>100,224,607.70</b>	<b>0.00</b> 100,224,607.70	<b>8.64</b>	<b>AAA</b>

### GENERAL OPERATING

#### BANK DEPOSITS

PNCBANK	PNC Bank	06/30/2024 06/30/2024	3,335,199.86	3,335,199.86 0.00	3,335,199.86	0.00		1	1.00 3,335,199.86	0.00 3,335,199.86	0.29	NA
<b>BANK DEPOSITS TOTAL</b>			<b>3,335,199.86</b>	<b>3,335,199.86</b> 0.00	<b>3,335,199.86</b>	<b>0.00</b>		<b>1</b>	<b>1.00</b> <b>3,335,199.86</b>	<b>0.00</b> <b>3,335,199.86</b>	<b>0.29</b>	<b>NA</b>

#### LGIP

TXRANGE	Texas Range TexasDAILY Fund	06/30/2024 06/30/2024	21,961,881.36	21,961,881.36 0.00	21,961,881.36	5.30		1	1.00 21,961,881.36	0.00 21,961,881.36	1.89	AAA
TXCLASS	Texas CLASS	06/30/2024 06/30/2024	11,502,338.38	11,502,338.38 0.00	11,502,338.38	5.43		1	1.00 11,502,338.38	0.00 11,502,338.38	0.99	AAA
TEXSTAR	TexSTAR	06/30/2024 06/30/2024	3,458,814.60	3,458,814.60 0.00	3,458,814.60	5.31		1	1.00 3,458,814.60	0.00 3,458,814.60	0.30	AAA
TEXPOOL	TexPool	06/30/2024 06/30/2024	2,041,773.59	2,041,773.59 0.00	2,041,773.59	5.31		1	1.00 2,041,773.59	0.00 2,041,773.59	0.18	AAA
LSGO	Lone Star Invest Pool - Government Overnight	06/30/2024 06/30/2024	63,032,025.00	63,032,025.00 0.00	63,032,025.00	5.33		1	1.00 63,032,025.00	0.00 63,032,025.00	5.43	AAA
<b>LGIP TOTAL</b>			<b>101,996,832.93</b>	<b>101,996,832.93</b> 0.00	<b>101,996,832.93</b>	<b>5.33</b>		<b>1</b>	<b>1.00</b> <b>101,996,832.93</b>	<b>0.00</b> <b>101,996,832.93</b>	<b>8.79</b>	<b>AAA</b>
<b>GENERAL OPERATING TOTAL</b>			<b>105,332,032.79</b>	<b>105,332,032.79</b> 0.00	<b>105,332,032.79</b>	<b>5.17</b>		<b>1</b>	<b>1.00</b> <b>105,332,032.79</b>	<b>0.00</b> <b>105,332,032.79</b>	<b>9.08</b>	<b>AAA</b>

### PAYROLL ACCOUNT

#### BANK DEPOSITS

PNCBANK	PNC Bank	06/30/2024 06/30/2024	3,957,380.09	3,957,380.09 0.00	3,957,380.09	0.00		1	1.00 3,957,380.09	0.00 3,957,380.09	0.34	NA
<b>BANK DEPOSITS TOTAL</b>			<b>3,957,380.09</b>	<b>3,957,380.09</b> 0.00	<b>3,957,380.09</b>	<b>0.00</b>		<b>1</b>	<b>1.00</b> <b>3,957,380.09</b>	<b>0.00</b> <b>3,957,380.09</b>	<b>0.34</b>	<b>NA</b>
<b>PAYROLL ACCOUNT TOTAL</b>			<b>3,957,380.09</b>	<b>3,957,380.09</b> 0.00	<b>3,957,380.09</b>	<b>0.00</b>		<b>1</b>	<b>1.00</b> <b>3,957,380.09</b>	<b>0.00</b> <b>3,957,380.09</b>	<b>0.34</b>	<b>NA</b>

### REPLACEMENT CYCLE ACCOUNT

#### LGIP



## Position Statement

CUSIP	DESCRIPTION	TRADE DATE SETTLE DATE	PAR VALUE	PRINCIPAL COST PURCHASED INTEREST	TOTAL COST	YIELD	MATURITY DATE	DAYS TO MATURITY	MARKET PRICE MARKET VALUE	UNREALIZED GAIN/LOSS BOOK VALUE	% OF MV	MOODY'S S&P RATING
TEXPOOL	TexPool	06/30/2024 06/30/2024	2,998,970.48	2,998,970.48 0.00	2,998,970.48	5.31		1	1.00 2,998,970.48	0.00 2,998,970.48	0.26	AAA
<b>LGIP TOTAL</b>			<b>2,998,970.48</b>	<b>2,998,970.48</b> <b>0.00</b>	<b>2,998,970.48</b>	<b>5.31</b>		<b>1</b>	<b>1.00</b> <b>2,998,970.48</b>	<b>0.00</b> <b>2,998,970.48</b>	<b>0.26</b>	<b>AAA</b>
<b>REPLACEMENT CYCLE ACCOUNT TOTAL</b>			<b>2,998,970.48</b>	<b>2,998,970.48</b> <b>0.00</b>	<b>2,998,970.48</b>	<b>5.31</b>		<b>1</b>	<b>1.00</b> <b>2,998,970.48</b>	<b>0.00</b> <b>2,998,970.48</b>	<b>0.26</b>	<b>AAA</b>
<b>WORKER'S COMPENSATION ACCOUNT</b>												
<b>LGIP</b>												
TEXPOOL	TexPool	06/30/2024 06/30/2024	329,241.61	329,241.61 0.00	329,241.61	5.31		1	1.00 329,241.61	0.00 329,241.61	0.03	AAA
<b>LGIP TOTAL</b>			<b>329,241.61</b>	<b>329,241.61</b> <b>0.00</b>	<b>329,241.61</b>	<b>5.31</b>		<b>1</b>	<b>1.00</b> <b>329,241.61</b>	<b>0.00</b> <b>329,241.61</b>	<b>0.03</b>	<b>AAA</b>
<b>WORKER'S COMPENSATION ACCOUNT TOTAL</b>			<b>329,241.61</b>	<b>329,241.61</b> <b>0.00</b>	<b>329,241.61</b>	<b>5.31</b>		<b>1</b>	<b>1.00</b> <b>329,241.61</b>	<b>0.00</b> <b>329,241.61</b>	<b>0.03</b>	<b>AAA</b>
<b>GRAND TOTAL</b>			<b>1,166,642,175.05</b>	<b>1,154,002,948.43</b> <b>0.00</b>		<b>5.11</b>		<b>186</b>	<b>1,159,848,669.46</b>	<b>(1,000,514.14)</b> <b>1,160,849,183.60</b>	<b>100.00</b>	<b>AA+</b>

## Cash Reconciliation Report

2023 CAPITAL PROJECTS						
POST DATE	IDENTIFIER	DESCRIPTION	PAR VALUE	FINAL MATURITY	PRINCIPAL	AMOUNT
<b>COUPON</b>						
04/02/2024	3133EPVK8	FEDERAL FARM 5.250 10/02/24	0.00	10/02/2024	0.00	259,743.75
04/15/2024	91282CFP1	US TREASURY 4.250 10/15/25	0.00	10/15/2025	0.00	154,062.50
04/15/2024	91282CEH0	US TREASURY 2.625 04/15/25	0.00	04/15/2025	0.00	215,250.00
04/15/2024	91282CGV7	US TREASURY 3.750 04/15/26	0.00	04/15/2026	0.00	343,125.00
04/22/2024	3134GWZG4	FREDDIE MAC 0.600 10/20/25 '24 MTN	0.00	10/20/2025	0.00	30,000.00
05/15/2024	912828G38	US TREASURY 2.250 11/15/24	0.00	11/15/2024	0.00	163,125.00
05/15/2024	91282CFW6	US TREASURY 4.500 11/15/25	0.00	11/15/2025	0.00	415,125.00
05/15/2024	91282CEQ0	US TREASURY 2.750 05/15/25	0.00	05/15/2025	0.00	830,500.00
05/28/2024	3133EPUD5	FEDERAL FARM 4.750 05/28/26	0.00	05/28/2026	0.00	1,117,912.50
05/31/2024	91282CFX4	US TREASURY 4.500 11/30/24	0.00	11/30/2024	0.00	424,687.50
06/12/2024	3130AWLZ1	FHLBANKS 4.750 06/12/26	0.00	06/12/2026	0.00	622,131.25
06/12/2024	3130AWGR5	FHLBANKS 4.375 06/12/26	0.00	06/12/2026	0.00	307,890.63
06/13/2024	3130AWLY4	FHLBANKS 5.125 06/13/25	0.00	06/13/2025	0.00	134,531.25
06/17/2024	91282CGA3	US TREASURY 4.000 12/15/25	0.00	12/15/2025	0.00	328,000.00
06/17/2024	91282CEU1	US TREASURY 2.875 06/15/25	0.00	06/15/2025	0.00	654,062.50
<b>COUPON TOTAL</b>			<b>0.00</b>		<b>0.00</b>	<b>6,000,146.88</b>
POST DATE	IDENTIFIER	DESCRIPTION	PAR VALUE	FINAL MATURITY	PRINCIPAL	AMOUNT
<b>MATURITY</b>						
04/01/2024	63307LD16	National Bank of Canada 0.0 04/01/2024	-17,710,000.00	04/01/2024	-17,710,000.00	17,710,000.00
05/03/2024	30601VE31	Fairway Finance Company LLC 0.0 05/03/2024	-20,000,000.00	05/03/2024	-20,000,000.00	20,000,000.00
05/15/2024	55609EEF1	Macquarie International Finance Limited 0.0 05/15/2024	-20,000,000.00	05/15/2024	-20,000,000.00	20,000,000.00
05/30/2024	9612C0EW5	Westpac Banking Corporation 0.0 05/30/2024	-17,500,000.00	05/30/2024	-17,500,000.00	17,500,000.00
06/03/2024	0018A2F35	ANZ New Zealand International Ltd 0.0 06/03/2024	-17,000,000.00	06/03/2024	-17,000,000.00	17,000,000.00
06/06/2024	9612C0F61	Westpac Banking Corporation 0.0 06/06/2024	-17,500,000.00	06/06/2024	-17,500,000.00	17,500,000.00
<b>MATURITY TOTAL</b>			<b>-109,710,000.00</b>		<b>-109,710,000.00</b>	<b>109,710,000.00</b>
DATCU SPECIAL REVENUE FUND						
POST DATE	IDENTIFIER	DESCRIPTION	PAR VALUE	FINAL MATURITY	PRINCIPAL	AMOUNT

## Cash Reconciliation Report

<b>BUY</b>						
04/12/2024	53944QKF6	LMA 10/15/24	250,000.00	10/15/2024	243,076.67	-243,076.67
04/12/2024	40060WGCO	GTA FUNDING 07/12/24	250,000.00	07/12/2024	246,587.50	-246,587.50
04/12/2024	63307LR11	NATL BK CANADA 04/01/25	250,000.00	04/01/2025	237,216.67	-237,216.67
04/15/2024	50244LNE0	LVMH 01/14/25	250,000.00	01/14/2025	240,048.47	-240,048.47
<b>BUY TOTAL</b>			<b>1,000,000.00</b>		<b>966,929.31</b>	<b>-966,929.31</b>



## Transaction Statement

DATCU SPECIAL REVENUE FUND									
	TRADE DATE	SETTLE DATE	CUSIP	DESCRIPTION	PAR VALUE	PRINCIPAL COST	PURCHASED INTEREST	TOTAL	PURCHASE YIELD
<b>BUY</b>									
	04/12/2024	04/12/2024	63307LR11	NATL BK CANADA 04/01/25	250,000.00	237,216.67	0.00	(237,216.67)	5.41
	04/12/2024	04/12/2024	53944QKF6	LMA 10/15/24	250,000.00	243,076.67	0.00	(243,076.67)	5.51
	04/12/2024	04/12/2024	40060WGC0	GTA FUNDING 07/12/24	250,000.00	246,587.50	0.00	(246,587.50)	5.51
	04/12/2024	04/15/2024	50244LNE0	LVMH 01/14/25	250,000.00	240,048.47	0.00	(240,048.47)	5.41
<b>BUY TOTAL</b>					<b>1,000,000.00</b>	<b>966,929.31</b>	<b>0.00</b>	<b>(966,929.31)</b>	<b>5.46</b>

2023 CAPITAL PROJECTS									
	TRADE DATE	SETTLE DATE	CUSIP	DESCRIPTION	PAR VALUE	BOOK VALUE	TOTAL	NET REALIZED GAIN/LOSS	
<b>MATURITY</b>									
	04/01/2024	04/01/2024	63307LD16	National Bank of Canada 0.0 04/01/2024	(17,710,000.00)	17,710,000.00	17,710,000.00	0.00	
	05/03/2024	05/03/2024	30601VE31	Fairway Finance Company LLC 0.0 05/03/2024	(20,000,000.00)	20,000,000.00	20,000,000.00	0.00	
	05/15/2024	05/15/2024	55609EEF1	Macquarie International Finance Limited 0.0 05/15/2024	(20,000,000.00)	20,000,000.00	20,000,000.00	0.00	
	05/30/2024	05/30/2024	9612C0EW5	Westpac Banking Corporation 0.0 05/30/2024	(17,500,000.00)	17,500,000.00	17,500,000.00	0.00	
	06/03/2024	06/03/2024	0018A2F35	ANZ New Zealand International Ltd 0.0 06/03/2024	(17,000,000.00)	17,000,000.00	17,000,000.00	0.00	
	06/06/2024	06/06/2024	9612C0F61	Westpac Banking Corporation 0.0 06/06/2024	(17,500,000.00)	17,500,000.00	17,500,000.00	0.00	
<b>MATURITY TOTAL</b>					<b>(109,710,000.00)</b>	<b>109,710,000.00</b>	<b>109,710,000.00</b>	<b>0.00</b>	



## Amortization Schedule

CUSIP	DESCRIPTION	PAR VALUE	PRINCIPAL COST	ORIGINAL PREMIUM OR DISCOUNT	BEGINNING BOOK VALUE	CURRENT PERIOD AMORT	ENDING BOOK VALUE	TOTAL AMORTIZATION	UNAMORTIZED BALANCE
<b>2023 CAPITAL PROJECTS</b>									
0018A2F35	ANZ New Zealand International Ltd 0.0 06/03/2024	17,000,000.00	16,279,625.00	(720,375.00)	16,831,912.50	168,087.50	0.00	720,375.00	0.00
06369LJ48	BMO 09/04/24	2,000,000.00	1,886,755.56	(113,244.44)	1,951,466.67	28,311.11	1,979,777.78	93,022.22	(20,222.22)
13608AG18	Canadian Imperial Bank of Commerce 0.0 07/01/2024	17,500,000.00	16,688,962.50	(811,037.50)	17,253,162.50	246,837.50	17,500,000.00	811,037.50	0.00
31422X6T4	FARMER MAC 4.875 09/05/25 MTN	15,000,000.00	14,979,300.00	(20,700.00)	14,985,212.84	2,577.84	14,987,790.68	8,490.68	(12,209.32)
3133EPUD5	FED FARM CR BNKS 4.750 05/28/26	42,565,000.00	42,630,190.85	65,190.85	42,616,329.71	(5,935.20)	42,610,394.51	(19,796.34)	45,394.51
3133EPUD5	FED FARM CR BNKS 4.750 05/28/26	4,505,000.00	4,512,613.45	7,613.45	4,510,994.65	(693.15)	4,510,301.49	(2,311.96)	5,301.49
3133EPVK8	FED FARM CR BNKS 5.250 10/02/24	9,895,000.00	9,883,718.41	(11,281.59)	9,889,686.70	2,627.77	9,892,314.47	8,596.06	(2,685.53)
3130A2UW4	FHLBANKS 2.875 09/13/24	7,815,000.00	7,618,999.80	(196,000.20)	7,729,422.80	47,197.13	7,776,619.92	157,620.12	(38,380.08)
3130AWGR5	FHLBANKS 4.375 06/12/26	14,075,000.00	13,893,376.20	(181,623.80)	13,929,549.69	16,503.71	13,946,053.41	52,677.21	(128,946.59)
3130ATND5	FHLBANKS 4.375 09/13/24	1,740,000.00	1,722,252.00	(17,748.00)	1,732,250.90	4,273.74	1,736,524.65	14,272.65	(3,475.35)
3130AWLZ1	FHLBANKS 4.750 06/12/26	26,195,000.00	26,250,114.28	55,114.28	26,238,564.11	(4,943.06)	26,233,621.05	(16,493.23)	38,621.05
3130AWS92	FHLBANKS 4.875 09/12/25	2,215,000.00	2,212,398.57	(2,601.43)	2,213,144.76	319.14	2,213,463.91	1,065.34	(1,536.09)
3130ATVD6	FHLBANKS 4.875 09/13/24	3,410,000.00	3,392,165.70	(17,834.30)	3,402,213.22	4,294.52	3,406,507.75	14,342.05	(3,492.25)
3130AWLY4	FHLBANKS 5.125 06/13/25	5,250,000.00	5,257,935.85	7,935.85	5,255,342.53	(1,109.98)	5,254,232.55	(3,703.30)	4,232.55
3134GWZG4	FREDDIE MAC 0.600 10/20/25 '24 MTN	10,000,000.00	9,122,500.00	(877,500.00)	9,361,850.19	102,419.11	9,464,269.29	341,769.29	(535,730.71)
30601VE31	Fairway Finance Company LLC 0.0 05/03/2024	20,000,000.00	19,234,666.67	(765,333.33)	19,900,444.44	99,555.56	0.00	765,333.33	0.00
55609EEF1	Macquarie International Finance Limited 0.0 05/15/2024	20,000,000.00	19,178,700.00	(821,300.00)	19,859,933.33	140,066.67	0.00	821,300.00	0.00
63307LD16	National Bank of Canada 0.0 04/01/2024	17,710,000.00	17,116,641.21	(593,358.79)	17,710,000.00	0.00	0.00	593,358.79	0.00
89119AHF8	TD 08/15/24	19,345,000.00	18,298,193.69	(1,046,806.31)	18,939,399.83	271,394.23	19,210,794.06	912,600.37	(134,205.94)
912828J27	US TREASURY 2.000 02/15/25	15,800,000.00	15,120,476.56	(679,523.44)	15,388,946.12	116,893.45	15,505,839.57	385,363.01	(294,160.43)
912828K74	US TREASURY 2.000 08/15/25	20,200,000.00	19,128,453.13	(1,071,546.87)	19,443,880.31	137,339.11	19,581,219.41	452,766.28	(618,780.59)
912828G38	US TREASURY 2.250 11/15/24	14,500,000.00	13,997,031.25	(502,968.75)	14,237,581.52	104,737.20	14,342,318.72	345,287.47	(157,681.28)
91282CEH0	US TREASURY 2.625 04/15/25	16,400,000.00	15,792,046.88	(607,953.12)	16,008,139.06	94,087.98	16,102,227.04	310,180.16	(297,772.96)
91282CEQ0	US TREASURY 2.750 05/15/25	60,400,000.00	58,212,859.38	(2,187,140.62)	58,952,523.44	322,054.69	59,274,578.13	1,061,718.75	(1,125,421.87)
91282CEU1	US TREASURY 2.875 06/15/25	45,500,000.00	43,896,835.94	(1,603,164.06)	44,413,109.11	224,788.80	44,637,897.91	741,061.97	(862,102.09)
91282CEY3	US TREASURY 3.000 07/15/25	19,500,000.00	18,838,828.13	(661,171.87)	19,042,340.53	88,610.66	19,130,951.19	292,123.06	(369,048.81)
91282CGV7	US TREASURY 3.750 04/15/26	18,300,000.00	17,886,105.47	(413,894.53)	17,976,875.62	39,521.93	18,016,397.56	130,292.09	(283,602.44)





## Amortization Schedule

CUSIP	DESCRIPTION	PAR VALUE	PRINCIPAL COST	ORIGINAL PREMIUM OR DISCOUNT	BEGINNING BOOK VALUE	CURRENT PERIOD AMORT	ENDING BOOK VALUE	TOTAL AMORTIZATION	UNAMORTIZED BALANCE
91282CGE5	US TREASURY 3.875 01/15/26	18,100,000.00	17,745,777.34	(354,222.66)	17,831,562.43	37,351.41	17,868,913.83	123,136.49	(231,086.17)
91282CGL9	US TREASURY 4.000 02/15/26	20,350,000.00	20,012,158.20	(337,841.80)	20,091,139.11	34,388.82	20,125,527.93	113,369.73	(224,472.07)
91282CGA3	US TREASURY 4.000 12/15/25	16,400,000.00	16,126,453.13	(273,546.87)	16,195,168.63	29,919.19	16,225,087.82	98,634.69	(174,912.18)
91282CFP1	US TREASURY 4.250 10/15/25	7,250,000.00	7,164,472.66	(85,527.34)	7,187,657.11	10,094.67	7,197,751.78	33,279.12	(52,248.22)
91282CGD7	US TREASURY 4.250 12/31/24	19,750,000.00	19,511,611.33	(238,388.67)	19,614,765.02	44,913.81	19,659,678.83	148,067.50	(90,321.17)
91282CFW6	US TREASURY 4.500 11/15/25	18,450,000.00	18,328,201.17	(121,798.83)	18,359,941.76	13,820.07	18,373,761.83	45,560.66	(76,238.17)
91282CFX4	US TREASURY 4.500 11/30/24	18,875,000.00	18,706,894.53	(168,105.47)	18,784,624.71	33,844.24	18,818,468.96	111,574.43	(56,531.04)
91282CGN5	US TREASURY 4.625 02/28/25	15,000,000.00	14,895,703.13	(104,296.87)	14,935,920.93	17,511.10	14,953,432.02	57,728.89	(46,567.98)
91282CGR6	US TREASURY 4.625 03/15/26	19,650,000.00	19,615,458.98	(34,541.02)	19,623,288.78	3,409.15	19,626,697.92	11,238.94	(23,302.08)
9612COEW5	Westpac Banking Corporation 0.0 05/30/2024	17,500,000.00	16,759,487.50	(740,512.50)	17,339,962.50	160,037.50	0.00	740,512.50	0.00
9612COF61	Westpac Banking Corporation 0.0 06/06/2024	17,500,000.00	16,758,106.94	(741,893.06)	17,321,295.83	178,704.17	0.00	741,893.06	0.00
<b>TOTAL</b>		<b>655,645,000.00</b>	<b>638,656,071.39</b>	<b>(16,988,928.61)</b>	<b>647,059,603.92</b>	<b>2,813,812.06</b>	<b>540,163,415.98</b>	<b>11,217,344.59</b>	<b>(5,771,584.02)</b>
<b>DATCU SPECIAL REVENUE FUND</b>									
40060WGC0	GTA Funding LLC 0.0 07/12/2024	250,000.00	246,587.50	(3,412.50)	0.00	3,000.00	249,587.50	3,000.00	(412.50)
53944QKF6	LMA 10/15/24	250,000.00	243,076.67	(6,923.33)	0.00	2,977.78	246,054.45	2,977.78	(3,945.55)
50244LNE0	LVMH 01/14/25	250,000.00	240,048.47	(9,951.53)	0.00	2,796.60	242,845.07	2,796.60	(7,154.93)
63307LR11	NATL BK CANADA 04/01/25	250,000.00	237,216.67	(12,783.33)	0.00	2,888.89	240,105.56	2,888.89	(9,894.44)
<b>TOTAL</b>		<b>1,000,000.00</b>	<b>966,929.31</b>	<b>(33,070.69)</b>	<b>0.00</b>	<b>11,663.26</b>	<b>978,592.57</b>	<b>11,663.26</b>	<b>(21,407.43)</b>
<b>GRAND TOTAL</b>		<b>656,645,000.00</b>	<b>639,623,000.70</b>	<b>(17,021,999.30)</b>	<b>647,059,603.92</b>	<b>2,825,475.32</b>	<b>541,142,008.55</b>	<b>11,229,007.85</b>	<b>(5,792,991.45)</b>



## Accrued Interest Schedule

IDENTIFIER	DESCRIPTION	SETTLE DATE	PAR VALUE	PRINCIPAL COST	BEGINNING ACCRUED INTEREST	PURCHASED INTEREST	CURRENT PERIOD ACCRUAL	INTEREST RECEIVED	ENDING ACCRUED INTEREST
<b>2007 BONDS - SERIES 2013</b>									
TEXPOOL	TexPool	2024-06-30	23,756.44	23,756.44	0.00	0.00	311.97	311.97	0.00
<b>TOTAL</b>			<b>23,756.44</b>	<b>23,756.44</b>	<b>0.00</b>	<b>0.00</b>	<b>311.97</b>	<b>311.97</b>	<b>0.00</b>
<b>2013 BONDS - SERIES 2014B</b>									
TEXSTAR	TexSTAR	2024-06-30	132,126.95	132,126.95	0.00	0.00	1,733.24	1,733.24	0.00
<b>TOTAL</b>			<b>132,126.95</b>	<b>132,126.95</b>	<b>0.00</b>	<b>0.00</b>	<b>1,733.24</b>	<b>1,733.24</b>	<b>0.00</b>
<b>2013 BONDS - SERIES 2015A</b>									
TEXSTAR	TexSTAR	2024-06-30	3,833,811.69	3,833,811.69	0.00	0.00	50,456.44	50,456.44	0.00
<b>TOTAL</b>			<b>3,833,811.69</b>	<b>3,833,811.69</b>	<b>0.00</b>	<b>0.00</b>	<b>50,456.44</b>	<b>50,456.44</b>	<b>0.00</b>
<b>2018 BONDS - SERIES 2018</b>									
TXCLASS	Texas CLASS	2024-06-30	13,895,555.07	13,895,555.07	0.00	0.00	200,725.42	200,725.42	0.00
<b>TOTAL</b>			<b>13,895,555.07</b>	<b>13,895,555.07</b>	<b>0.00</b>	<b>0.00</b>	<b>200,725.42</b>	<b>200,725.42</b>	<b>0.00</b>
<b>2020 BONDS - SERIES 2020</b>									
TEXPOOL	TexPool	2024-06-30	2,304,003.48	2,304,003.48	0.00	0.00	30,257.84	30,257.84	0.00
TXRANGE	Texas Range TexasDAILY Fund	2024-06-30	45,918,734.86	45,918,734.86	0.00	0.00	702,695.61	702,695.61	0.00
<b>TOTAL</b>			<b>48,222,738.34</b>	<b>48,222,738.34</b>	<b>0.00</b>	<b>0.00</b>	<b>732,953.45</b>	<b>732,953.45</b>	<b>0.00</b>
<b>2023 CAPITAL PROJECTS</b>									
06369LJ48	BMO 09/04/24	2023-09-06	2,000,000.00	1,886,755.56	0.00	0.00	0.00	0.00	0.00
13608AG18	Canadian Imperial Bank of Commerce 0.07/01/2024	2023-09-06	17,500,000.00	16,688,962.50	0.00	0.00	0.00	0.00	0.00
31422X6T4	FARMER MAC 4.875 09/05/25 MTN	2023-09-05	15,000,000.00	14,979,300.00	52,812.50	0.00	182,812.50	0.00	235,625.00
3133EPUD5	FED FARM CR BNKS 4.750 05/28/26	2023-08-31	42,565,000.00	42,630,190.85	690,794.48	0.00	505,459.38	1,010,918.75	185,335.10
3133EPUD5	FED FARM CR BNKS 4.750 05/28/26	2023-08-31	4,505,000.00	4,512,613.45	73,112.40	0.00	53,496.88	106,993.75	19,615.52
3133EPVK8	FED FARM CR BNKS 5.250 10/02/24	2023-09-07	9,895,000.00	9,883,718.41	258,300.73	0.00	129,871.88	259,743.75	128,428.85



## Accrued Interest Schedule

IDENTIFIER	DESCRIPTION	SETTLE DATE	PAR VALUE	PRINCIPAL COST	BEGINNING ACCRUED INTEREST	PURCHASED INTEREST	CURRENT PERIOD ACCRUAL	INTEREST RECEIVED	ENDING ACCRUED INTEREST
3130A2UW4	FHLBANKS 2.875 09/13/24	2023-08-31	7,815,000.00	7,618,999.80	11,234.06	0.00	56,170.31	0.00	67,404.38
3130AWGR5	FHLBANKS 4.375 06/12/26	2023-09-14	14,075,000.00	13,893,376.20	186,444.88	0.00	153,945.32	307,890.63	32,499.57
3130ATND5	FHLBANKS 4.375 09/13/24	2023-08-31	1,740,000.00	1,722,252.00	3,806.25	0.00	19,031.25	0.00	22,837.50
3130AWLZ1	FHLBANKS 4.750 06/12/26	2023-08-31	26,195,000.00	26,250,114.28	376,735.03	0.00	311,065.63	622,131.25	65,669.41
3130AWS92	FHLBANKS 4.875 09/12/25	2023-09-01	2,215,000.00	2,212,398.57	5,699.01	0.00	26,995.31	0.00	32,694.32
3130ATVD6	FHLBANKS 4.875 09/13/24	2023-08-31	3,410,000.00	3,392,165.70	8,311.88	0.00	41,559.38	0.00	49,871.25
3130AWLY4	FHLBANKS 5.125 06/13/25	2023-09-01	5,250,000.00	5,257,935.85	80,718.75	0.00	67,265.63	134,531.25	13,453.13
31846V567	FIRST AMER:GVT OBLG;Z	2024-06-30	191,044,955.94	191,044,955.94	0.00	0.00	1,738,922.14	1,270,785.35	0.00
3134GWZG4	FREDDIE MAC 0.600 10/20/25 '24 MTN	2023-09-01	10,000,000.00	9,122,500.00	26,833.33	0.00	15,000.00	30,000.00	11,833.33
LSGO	Lone Star Invest Pool - Government Overnight	2024-06-30	71,164,950.55	71,164,950.55	0.00	0.00	935,046.38	935,046.38	0.00
89119AHF8	TD 08/15/24	2023-08-30	19,345,000.00	18,298,193.69	0.00	0.00	0.00	0.00	0.00
TEXPOOL	TexPool	2024-06-30	29,006,718.35	29,006,718.35	0.00	0.00	382,987.27	382,987.27	0.00
TEXSTAR	TexSTAR	2024-06-30	42,987,182.26	42,987,182.26	0.00	0.00	705,338.83	705,338.83	0.00
TXCLASS	Texas CLASS	2024-06-30	0.00	0.00	0.00	0.00	49.72	49.72	0.00
TXRANGE	Texas Range TexasDAILY Fund	2024-06-30	39,396.29	39,396.29	0.00	0.00	239,328.35	239,328.35	0.00
912828J27	US TREASURY 2.000 02/15/25	2023-09-05	15,800,000.00	15,120,476.56	39,934.07	0.00	79,000.00	0.00	118,934.07
912828K74	US TREASURY 2.000 08/15/25	2023-09-05	20,200,000.00	19,128,453.13	51,054.95	0.00	101,000.00	0.00	152,054.95
912828G38	US TREASURY 2.250 11/15/24	2023-09-05	14,500,000.00	13,997,031.25	123,688.19	0.00	81,104.61	163,125.00	41,667.80
91282CEH0	US TREASURY 2.625 04/15/25	2023-09-05	16,400,000.00	15,792,046.88	198,782.79	0.00	107,036.89	215,250.00	90,569.67
91282CEQ0	US TREASURY 2.750 05/15/25	2023-09-05	60,400,000.00	58,212,859.38	629,719.78	0.00	412,918.81	830,500.00	212,138.59
91282CEU1	US TREASURY 2.875 06/15/25	2023-09-05	45,500,000.00	43,896,835.94	386,004.10	0.00	325,244.19	654,062.50	57,185.79
91282CEY3	US TREASURY 3.000 07/15/25	2023-09-05	19,500,000.00	18,838,828.13	123,750.00	0.00	146,250.00	0.00	270,000.00
91282CGV7	US TREASURY 3.750 04/15/26	2023-09-05	18,300,000.00	17,886,105.47	316,875.00	0.00	170,625.00	343,125.00	144,375.00
91282CGE5	US TREASURY 3.875 01/15/26	2023-09-05	18,100,000.00	17,745,777.34	148,367.79	0.00	175,343.75	0.00	323,711.54
91282CGL9	US TREASURY 4.000 02/15/26	2023-09-05	20,350,000.00	20,012,158.20	102,868.13	0.00	203,500.00	0.00	306,368.13
91282CGA3	US TREASURY 4.000 12/15/25	2023-09-05	16,400,000.00	16,126,453.13	193,573.77	0.00	163,103.83	328,000.00	28,677.60
91282CFP1	US TREASURY 4.250 10/15/25	2023-09-05	7,250,000.00	7,164,472.66	142,276.30	0.00	76,610.31	154,062.50	64,824.11
91282CGD7	US TREASURY 4.250 12/31/24	2023-09-05	19,750,000.00	19,511,611.33	212,149.73	0.00	209,818.69	0.00	2,280.91
91282CFW6	US TREASURY 4.500 11/15/25	2023-09-05	18,450,000.00	18,328,201.17	314,765.11	0.00	206,397.25	415,125.00	106,037.36



## Accrued Interest Schedule

IDENTIFIER	DESCRIPTION	SETTLE DATE	PAR VALUE	PRINCIPAL COST	BEGINNING ACCRUED INTEREST	PURCHASED INTEREST	CURRENT PERIOD ACCRUAL	INTEREST RECEIVED	ENDING ACCRUED INTEREST
91282CFX4	US TREASURY 4.500 11/30/24	2023-09-05	18,875,000.00	18,706,894.53	285,445.70	0.00	211,183.40	424,687.50	71,941.60
91282CGN5	US TREASURY 4.625 02/28/25	2023-09-05	15,000,000.00	14,895,703.13	60,326.09	0.00	171,552.31	0.00	231,878.40
91282CGR6	US TREASURY 4.625 03/15/26	2023-09-05	19,650,000.00	19,615,458.98	41,983.19	0.00	224,733.53	0.00	266,716.71
<b>TOTAL</b>			<b>880,178,203.39</b>	<b>867,572,047.46</b>	<b>5,146,367.96</b>	<b>0.00</b>	<b>8,629,768.70</b>	<b>9,533,682.78</b>	<b>3,354,629.58</b>

CHILD NUTRITION ACCOUNT									
PNCBANK	PNC Bank	2024-06-30	2,000,686.48	2,000,686.48	0.00	0.00	0.00	0.00	0.00
TEXPOOL	TexPool	2024-06-30	3,981,713.15	3,981,713.15	0.00	0.00	52,290.76	52,290.76	0.00
<b>TOTAL</b>			<b>5,982,399.63</b>	<b>5,982,399.63</b>	<b>0.00</b>	<b>0.00</b>	<b>52,290.76</b>	<b>52,290.76</b>	<b>0.00</b>

DATCU SPECIAL REVENUE FUND									
31846V567	FIRST AMER:GVT OBLG;Z	2024-06-30	34,633.23	34,633.23	0.00	0.00	1,765.90	1,618.29	0.00
40060WGO	GTA Funding LLC 0.0 07/12/2024	2024-04-12	250,000.00	246,587.50	0.00	0.00	0.00	0.00	0.00
53944QKF6	LMA 10/15/24	2024-04-12	250,000.00	243,076.67	0.00	0.00	0.00	0.00	0.00
50244LNEO	LVMH 01/14/25	2024-04-15	250,000.00	240,048.47	0.00	0.00	0.00	0.00	0.00
63307LR11	NATL BK CANADA 04/01/25	2024-04-12	250,000.00	237,216.67	0.00	0.00	0.00	0.00	0.00
<b>TOTAL</b>			<b>1,034,633.23</b>	<b>1,001,562.54</b>	<b>0.00</b>	<b>0.00</b>	<b>1,765.90</b>	<b>1,618.29</b>	<b>0.00</b>

DATCU SPONSORSHIP									
LSGO	Lone Star Invest Pool - Government Overnight	2024-06-30	496,717.64	496,717.64	0.00	0.00	4,380.37	4,380.37	0.00
<b>TOTAL</b>			<b>496,717.64</b>	<b>496,717.64</b>	<b>0.00</b>	<b>0.00</b>	<b>4,380.37</b>	<b>4,380.37</b>	<b>0.00</b>

DEBT SERVICE									
LSGO	Lone Star Invest Pool - Government Overnight	2024-06-30	88,467,037.24	88,467,037.24	0.00	0.00	1,158,859.53	1,158,859.53	0.00
TEXPOOL	TexPool	2024-06-30	6,196,715.18	6,196,715.18	0.00	0.00	81,075.21	81,075.21	0.00
TXCLASS	Texas CLASS	2024-06-30	2,734,975.12	2,734,975.12	0.00	0.00	35,513.06	35,513.06	0.00
TXRANGE	Texas Range TexasDAILY Fund	2024-06-30	2,825,880.16	2,825,880.16	0.00	0.00	36,933.49	36,933.49	0.00
<b>TOTAL</b>			<b>100,224,607.70</b>	<b>100,224,607.70</b>	<b>0.00</b>	<b>0.00</b>	<b>1,312,381.29</b>	<b>1,312,381.29</b>	<b>0.00</b>



## Accrued Interest Schedule

IDENTIFIER	DESCRIPTION	SETTLE DATE	PAR VALUE	PRINCIPAL COST	BEGINNING ACCRUED INTEREST	PURCHASED INTEREST	CURRENT PERIOD ACCRUAL	INTEREST RECEIVED	ENDING ACCRUED INTEREST
<b>GENERAL OPERATING</b>									
LSGO	Lone Star Invest Pool - Government Overnight	2024-06-30	63,032,025.00	63,032,025.00	0.00	0.00	1,326,577.17	1,326,577.17	0.00
PNCBANK	PNC Bank	2024-06-30	3,335,199.86	3,335,199.86	0.00	0.00	6,077.98	6,077.98	0.00
TEXPOOL	TexPool	2024-06-30	2,041,773.59	2,041,773.59	0.00	0.00	26,814.10	26,814.10	0.00
TEXSTAR	TexSTAR	2024-06-30	3,458,814.60	3,458,814.60	0.00	0.00	45,347.28	45,347.28	0.00
TXCLASS	Texas CLASS	2024-06-30	11,502,338.38	11,502,338.38	0.00	0.00	186,241.98	186,241.98	0.00
TXRANGE	Texas Range TexasDAILY Fund	2024-06-30	21,961,881.36	21,961,881.36	0.00	0.00	278,919.64	278,919.64	0.00
<b>TOTAL</b>			<b>105,332,032.79</b>	<b>105,332,032.79</b>	<b>0.00</b>	<b>0.00</b>	<b>1,869,978.15</b>	<b>1,869,978.15</b>	<b>0.00</b>
<b>PAYROLL ACCOUNT</b>									
PNCBANK	PNC Bank	2024-06-30	3,957,380.09	3,957,380.09	0.00	0.00	6,911.38	6,911.38	0.00
<b>TOTAL</b>			<b>3,957,380.09</b>	<b>3,957,380.09</b>	<b>0.00</b>	<b>0.00</b>	<b>6,911.38</b>	<b>6,911.38</b>	<b>0.00</b>
<b>REPLACEMENT CYCLE ACCOUNT</b>									
TEXPOOL	TexPool	2024-06-30	2,998,970.48	2,998,970.48	0.00	0.00	39,384.71	39,384.71	0.00
<b>TOTAL</b>			<b>2,998,970.48</b>	<b>2,998,970.48</b>	<b>0.00</b>	<b>0.00</b>	<b>39,384.71</b>	<b>39,384.71</b>	<b>0.00</b>
<b>WORKER'S COMPENSATION ACCOUNT</b>									
TEXPOOL	TexPool	2024-06-30	329,241.61	329,241.61	0.00	0.00	4,323.76	4,323.76	0.00
<b>TOTAL</b>			<b>329,241.61</b>	<b>329,241.61</b>	<b>0.00</b>	<b>0.00</b>	<b>4,323.76</b>	<b>4,323.76</b>	<b>0.00</b>
<b>GRAND TOTAL</b>			<b>1,166,642,175.05</b>		<b>5,146,367.96</b>	<b>0.00</b>	<b>12,907,365.54</b>	<b>13,811,132.01</b>	<b>3,354,629.58</b>

## Earnings by Fund

CUSIP	DESCRIPTION	ENDING PAR VALUE	BEGINNING BOOK VALUE	ENDING BOOK VALUE	FINAL MATURITY	COUPON RATE	YIELD	INTEREST EARNED	NET AMORTIZATION/ ACCRETION INCOME	NET REALIZED GAIN/LOSS	ADJUSTED INTEREST EARNINGS
<b>2007 BONDS - SERIES 2013</b>											
TEXPOOL	TexPool	23,756.44	23,444.47	23,756.44	06/30/2024	5.34	5.31	311.97	0.00	0.00	311.97
<b>TOTAL</b>		<b>23,756.44</b>	<b>23,444.47</b>	<b>23,756.44</b>		<b>5.34</b>	<b>5.31</b>	<b>311.97</b>	<b>0.00</b>	<b>0.00</b>	<b>311.97</b>
<b>2013 BONDS - SERIES 2014B</b>											
TEXSTAR	TexSTAR	132,126.95	130,393.71	132,126.95	06/30/2024	5.30	5.31	1,733.24	0.00	0.00	1,733.24
<b>TOTAL</b>		<b>132,126.95</b>	<b>130,393.71</b>	<b>132,126.95</b>		<b>5.30</b>	<b>5.31</b>	<b>1,733.24</b>	<b>0.00</b>	<b>0.00</b>	<b>1,733.24</b>
<b>2013 BONDS - SERIES 2015A</b>											
TEXSTAR	TexSTAR	3,833,811.69	3,821,086.96	3,833,811.69	06/30/2024	5.30	5.31	50,456.44	0.00	0.00	50,456.44
<b>TOTAL</b>		<b>3,833,811.69</b>	<b>3,821,086.96</b>	<b>3,833,811.69</b>		<b>5.30</b>	<b>5.31</b>	<b>50,456.44</b>	<b>0.00</b>	<b>0.00</b>	<b>50,456.44</b>
<b>2018 BONDS - SERIES 2018</b>											
TXCLASS	Texas CLASS	13,895,555.07	16,340,465.40	13,895,555.07	06/30/2024	0.00	5.43	200,725.42	0.00	0.00	200,725.42
<b>TOTAL</b>		<b>13,895,555.07</b>	<b>16,340,465.40</b>	<b>13,895,555.07</b>		<b>0.00</b>	<b>5.43</b>	<b>200,725.42</b>	<b>0.00</b>	<b>0.00</b>	<b>200,725.42</b>
<b>2020 BONDS - SERIES 2020</b>											
TEXPOOL	TexPool	2,304,003.48	2,273,745.64	2,304,003.48	06/30/2024	5.34	5.31	30,257.84	0.00	0.00	30,257.84
TXRANGE	Texas Range TexasDAILY Fund	45,918,734.86	62,058,025.59	45,918,734.86	06/30/2024	5.04	5.30	702,695.61	0.00	0.00	702,695.61
<b>TOTAL</b>		<b>48,222,738.34</b>	<b>64,331,771.23</b>	<b>48,222,738.34</b>		<b>5.05</b>	<b>5.30</b>	<b>732,953.45</b>	<b>0.00</b>	<b>0.00</b>	<b>732,953.45</b>
<b>2023 CAPITAL PROJECTS</b>											
0018A2F35	ANZ New Zealand International Ltd 0.0 06/03/2024	0.00	16,831,912.50	0.00	06/03/2024	0.00	5.86	0.00	168,087.50	0.00	168,087.50
06369LJ48	BMO 09/04/24	2,000,000.00	1,951,466.67	1,979,777.78	09/04/2024	0.00	5.85	0.00	28,311.11	0.00	28,311.11
13608AG18	Canadian Imperial Bank of Commerce 0.0 07/01/2024	17,500,000.00	17,253,162.50	17,500,000.00	07/01/2024	0.00	5.80	0.00	246,837.50	0.00	246,837.50
30601VE31	Fairway Finance Company LLC 0.0 05/03/2024	0.00	19,900,444.44	0.00	05/03/2024	0.00	5.79	0.00	99,555.56	0.00	99,555.56



## Earnings by Fund

CUSIP	DESCRIPTION	ENDING PAR VALUE	BEGINNING BOOK VALUE	ENDING BOOK VALUE	FINAL MATURITY	COUPON RATE	YIELD	INTEREST EARNED	NET AMORTIZATION/ ACCRETION INCOME	NET REALIZED GAIN/LOSS	ADJUSTED INTEREST EARNINGS
3130A2UW4	FHLBANKS 2.875 09/13/24	7,815,000.00	7,729,422.80	7,776,619.92	09/13/2024	2.88	5.40	56,170.31	47,197.13	0.00	103,367.44
3130ATND5	FHLBANKS 4.375 09/13/24	1,740,000.00	1,732,250.90	1,736,524.65	09/13/2024	4.38	5.40	19,031.25	4,273.74	0.00	23,304.99
3130ATVD6	FHLBANKS 4.875 09/13/24	3,410,000.00	3,402,213.22	3,406,507.75	09/13/2024	4.88	5.40	41,559.38	4,294.52	0.00	45,853.90
3130AWGR5	FHLBANKS 4.375 06/12/26	14,075,000.00	13,929,549.69	13,946,053.41	06/12/2026	4.38	4.88	153,945.32	16,503.71	0.00	170,449.03
3130AWLY4	FHLBANKS 5.125 06/13/25	5,250,000.00	5,255,342.53	5,254,232.55	06/13/2025	5.13	5.03	67,265.63	(1,109.98)	0.00	66,155.65
3130AWLZ1	FHLBANKS 4.750 06/12/26	26,195,000.00	26,238,564.11	26,233,621.05	06/12/2026	4.75	4.67	311,065.63	(4,943.06)	0.00	306,122.57
3130AWS92	FHLBANKS 4.875 09/12/25	2,215,000.00	2,213,144.76	2,213,463.91	09/12/2025	4.88	4.93	26,995.31	319.14	0.00	27,314.46
3133EPUD5	FED FARM CR BNKS 4.750 05/28/26	4,505,000.00	4,510,994.65	4,510,301.49	05/28/2026	4.75	4.69	53,496.88	(693.15)	0.00	52,803.72
3133EPUD5	FED FARM CR BNKS 4.750 05/28/26	42,565,000.00	42,616,329.71	42,610,394.51	05/28/2026	4.75	4.69	505,459.38	(5,935.20)	0.00	499,524.17
3133EPVK8	FED FARM CR BNKS 5.250 10/02/24	9,895,000.00	9,889,686.70	9,892,314.47	10/02/2024	5.25	5.37	129,871.88	2,627.77	0.00	132,499.65
3134GWZG4	FREDDIE MAC 0.600 10/20/25 '24 MTN	10,000,000.00	9,361,850.19	9,464,269.29	10/20/2025	0.60	4.98	15,000.00	102,419.11	0.00	117,419.11
31422X6T4	FARMER MAC 4.875 09/05/25 MTN	15,000,000.00	14,985,212.84	14,987,790.68	09/05/2025	4.88	4.95	182,812.50	2,577.84	0.00	185,390.34
31846V567	FIRST AMER:GVT OBLG;Z	191,044,955.94	74,126,990.05	191,044,955.94	06/30/2024	5.17	5.20	1,738,922.14	0.00	0.00	1,738,922.14
55609EEF1	Macquarie International Finance Limited 0.0 05/15/2024	0.00	19,859,933.33	0.00	05/15/2024	0.00	5.94	0.00	140,066.67	0.00	140,066.67
63307LD16	National Bank of Canada 0.0 04/01/2024	0.00	17,710,000.00	0.00	04/01/2024	0.00	5.79	0.00	0.00	0.00	0.00
89119AHF8	TD 08/15/24	19,345,000.00	18,939,399.83	19,210,794.06	08/15/2024	0.00	5.79	0.00	271,394.23	0.00	271,394.23
912828G38	US TREASURY 2.250 11/15/24	14,500,000.00	14,237,581.52	14,342,318.72	11/15/2024	2.25	5.29	81,104.61	104,737.20	0.00	185,841.81
912828J27	US TREASURY 2.000 02/15/25	15,800,000.00	15,388,946.12	15,505,839.57	02/15/2025	2.00	5.13	79,000.00	116,893.45	0.00	195,893.45
912828K74	US TREASURY 2.000 08/15/25	20,200,000.00	19,443,880.31	19,581,219.41	08/15/2025	2.00	4.89	101,000.00	137,339.11	0.00	238,339.11
91282CEH0	US TREASURY 2.625 04/15/25	16,400,000.00	16,008,139.06	16,102,227.04	04/15/2025	2.63	5.05	107,036.89	94,087.98	0.00	201,124.87
91282CEQ0	US TREASURY 2.750 05/15/25	60,400,000.00	58,952,523.44	59,274,578.13	05/15/2025	2.75	5.01	412,918.81	322,054.69	0.00	734,973.49
91282CEU1	US TREASURY 2.875 06/15/25	45,500,000.00	44,413,109.11	44,637,897.91	06/15/2025	2.88	4.97	325,244.19	224,788.80	0.00	550,032.99
91282CEY3	US TREASURY 3.000 07/15/25	19,500,000.00	19,042,340.53	19,130,951.19	07/15/2025	3.00	4.93	146,250.00	88,610.66	0.00	234,860.66
91282CFP1	US TREASURY 4.250 10/15/25	7,250,000.00	7,187,657.11	7,197,751.78	10/15/2025	4.25	4.84	76,610.31	10,094.67	0.00	86,704.98
91282CFW6	US TREASURY 4.500 11/15/25	18,450,000.00	18,359,941.76	18,373,761.83	11/15/2025	4.50	4.82	206,397.25	13,820.07	0.00	220,217.32
91282CFX4	US TREASURY 4.500 11/30/24	18,875,000.00	18,784,624.71	18,818,468.96	11/30/2024	4.50	5.25	211,833.40	33,844.24	0.00	245,027.64
91282CGA3	US TREASURY 4.000 12/15/25	16,400,000.00	16,195,168.63	16,225,087.82	12/15/2025	4.00	4.78	163,103.83	29,919.19	0.00	193,023.01



## Earnings by Fund

CUSIP	DESCRIPTION	ENDING PAR VALUE	BEGINNING BOOK VALUE	ENDING BOOK VALUE	FINAL MATURITY	COUPON RATE	YIELD	INTEREST EARNED	NET AMORTIZATION/ ACCRETION INCOME	NET REALIZED GAIN/LOSS	ADJUSTED INTEREST EARNINGS
91282CGD7	US TREASURY 4.250 12/31/24	19,750,000.00	19,614,765.02	19,659,678.83	12/31/2024	4.25	5.21	209,818.69	44,913.81	0.00	254,732.49
91282CGE5	US TREASURY 3.875 01/15/26	18,100,000.00	17,831,562.43	17,868,913.83	01/15/2026	3.88	4.76	175,343.75	37,351.41	0.00	212,695.16
91282CGL9	US TREASURY 4.000 02/15/26	20,350,000.00	20,091,139.11	20,125,527.93	02/15/2026	4.00	4.73	203,500.00	34,388.82	0.00	237,888.82
91282CGN5	US TREASURY 4.625 02/28/25	15,000,000.00	14,935,920.93	14,953,432.02	02/28/2025	4.63	5.11	171,552.31	17,511.10	0.00	189,063.41
91282CGR6	US TREASURY 4.625 03/15/26	19,650,000.00	19,623,288.78	19,626,697.92	03/15/2026	4.63	4.70	224,733.53	3,409.15	0.00	228,142.67
91282CGV7	US TREASURY 3.750 04/15/26	18,300,000.00	17,976,875.62	18,016,397.56	04/15/2026	3.75	4.68	170,625.00	39,521.93	0.00	210,146.93
9612COEW5	Westpac Banking Corporation 0.0 05/30/2024	0.00	17,339,962.50	0.00	05/30/2024	0.00	5.78	0.00	160,037.50	0.00	160,037.50
9612COF61	Westpac Banking Corporation 0.0 06/06/2024	0.00	17,321,295.83	0.00	06/06/2024	0.00	5.77	0.00	178,704.17	0.00	178,704.17
LSGO	Lone Star Invest Pool - Government Overnight	71,164,950.55	70,404,925.29	71,164,950.55	06/30/2024	0.00	5.33	935,046.38	0.00	0.00	935,046.38
TEXPOOL	TexPool	29,006,718.35	28,808,798.43	29,006,718.35	06/30/2024	5.34	5.31	382,987.27	0.00	0.00	382,987.27
TEXSTAR	TexSTAR	42,987,182.26	67,907,058.83	42,987,182.26	06/30/2024	5.30	5.31	705,338.83	0.00	0.00	705,338.83
TXCLASS	Texas CLASS	0.00	86,299.30	0.00	06/30/2024	0.00	5.43	49.72	0.00	0.00	49.72
TXRANGE	Texas Range TexasDAILY Fund	39,396.29	29,559,218.46	39,396.29	06/30/2024	5.04	5.30	239,328.35	0.00	0.00	239,328.35
<b>TOTAL</b>		<b>880,178,203.39</b>	<b>917,952,894.28</b>	<b>874,406,619.37</b>		<b>3.67</b>	<b>5.09</b>	<b>8,629,768.70</b>	<b>2,813,812.06</b>	<b>0.00</b>	<b>11,443,580.75</b>

CHILD NUTRITION ACCOUNT											
PNCBANK	PNC Bank	2,000,686.48	2,993,252.63	2,000,686.48	06/30/2024	0.00	0.00	0.00	0.00	0.00	0.00
TEXPOOL	TexPool	3,981,713.15	3,929,422.39	3,981,713.15	06/30/2024	5.34	5.31	52,290.76	0.00	0.00	52,290.76
<b>TOTAL</b>		<b>5,982,399.63</b>	<b>6,922,675.02</b>	<b>5,982,399.63</b>		<b>3.55</b>	<b>3.54</b>	<b>52,290.76</b>	<b>0.00</b>	<b>0.00</b>	<b>52,290.76</b>

DATCU SPECIAL REVENUE FUND											
31846V567	FIRST AMER:GVT OBLG;Z	34,633.23	0.00	34,633.23	06/30/2024	5.18	5.20	1,765.90	0.00	0.00	1,765.90
40060WGCO	GTA Funding LLC 0.0 07/12/2024	250,000.00	0.00	249,587.50	07/12/2024	0.00	5.51	0.00	3,000.00	0.00	3,000.00
50244LNEO	LVMH 01/14/25	250,000.00	0.00	242,845.07	01/14/2025	0.00	5.41	0.00	2,796.60	0.00	2,796.60
53944QKF6	LMA 10/15/24	250,000.00	0.00	246,054.45	10/15/2024	0.00	5.51	0.00	2,977.78	0.00	2,977.78
63307LR11	NATL BK CANADA 04/01/25	250,000.00	0.00	240,105.56	04/01/2025	0.00	5.41	0.00	2,888.89	0.00	2,888.89
<b>TOTAL</b>		<b>1,034,633.23</b>	<b>0.00</b>	<b>1,013,225.80</b>		<b>0.18</b>	<b>5.45</b>	<b>1,765.90</b>	<b>11,663.26</b>	<b>0.00</b>	<b>13,429.16</b>





## Earnings by Fund

CUSIP	DESCRIPTION	ENDING PAR VALUE	BEGINNING BOOK VALUE	ENDING BOOK VALUE	FINAL MATURITY	COUPON RATE	YIELD	INTEREST EARNED	NET AMORTIZATION/ ACCRETION INCOME	NET REALIZED GAIN/LOSS	ADJUSTED INTEREST EARNINGS
<b>DATCU SPONSORSHIP</b>											
LSGO	Lone Star Invest Pool - Government Overnight	496,717.64	0.00	496,717.64	06/30/2024	0.00	5.33	4,380.37	0.00	0.00	4,380.37
<b>TOTAL</b>		<b>496,717.64</b>	<b>0.00</b>	<b>496,717.64</b>		<b>0.00</b>	<b>5.33</b>	<b>4,380.37</b>	<b>0.00</b>	<b>0.00</b>	<b>4,380.37</b>
<b>DEBT SERVICE</b>											
LSGO	Lone Star Invest Pool - Government Overnight	88,467,037.24	86,467,206.97	88,467,037.24	06/30/2024	0.00	5.33	1,158,859.53	0.00	0.00	1,158,859.53
TEXPOOL	TexPool	6,196,715.18	5,046,268.73	6,196,715.18	06/30/2024	5.34	5.31	81,075.21	0.00	0.00	81,075.21
TXCLASS	Texas CLASS	2,734,975.12	2,699,462.06	2,734,975.12	06/30/2024	0.00	5.43	35,513.06	0.00	0.00	35,513.06
TXRANGE	Texas Range TexasDAILY Fund	2,825,880.16	2,788,946.67	2,825,880.16	06/30/2024	5.04	5.30	36,933.49	0.00	0.00	36,933.49
<b>TOTAL</b>		<b>100,224,607.70</b>	<b>97,001,884.43</b>	<b>100,224,607.70</b>		<b>0.47</b>	<b>5.33</b>	<b>1,312,381.29</b>	<b>0.00</b>	<b>0.00</b>	<b>1,312,381.29</b>
<b>GENERAL OPERATING</b>											
LSGO	Lone Star Invest Pool - Government Overnight	63,032,025.00	135,498,975.91	63,032,025.00	06/30/2024	0.00	5.33	1,326,577.17	0.00	0.00	1,326,577.17
PNCBANK	PNC Bank	3,335,199.86	9,532,716.37	3,335,199.86	06/30/2024	0.00	0.00	6,077.98	0.00	0.00	6,077.98
TEXPOOL	TexPool	2,041,773.59	2,014,959.49	2,041,773.59	06/30/2024	5.34	5.31	26,814.10	0.00	0.00	26,814.10
TEXSTAR	TexSTAR	3,458,814.60	3,405,348.57	3,458,814.60	06/30/2024	5.30	5.31	45,347.28	0.00	0.00	45,347.28
TXCLASS	Texas CLASS	11,502,338.38	10,398,211.90	11,502,338.38	06/30/2024	0.00	5.43	186,241.98	0.00	0.00	186,241.98
TXRANGE	Texas Range TexasDAILY Fund	21,961,881.36	20,618,619.14	21,961,881.36	06/30/2024	5.04	5.30	278,919.64	0.00	0.00	278,919.64
<b>TOTAL</b>		<b>105,332,032.79</b>	<b>181,468,831.38</b>	<b>105,332,032.79</b>		<b>1.33</b>	<b>5.17</b>	<b>1,869,978.15</b>	<b>0.00</b>	<b>0.00</b>	<b>1,869,978.15</b>
<b>PAYROLL ACCOUNT</b>											
PNCBANK	PNC Bank	3,957,380.09	2,395,120.64	3,957,380.09	06/30/2024	0.00	0.00	6,911.38	0.00	0.00	6,911.38
<b>TOTAL</b>		<b>3,957,380.09</b>	<b>2,395,120.64</b>	<b>3,957,380.09</b>		<b>0.00</b>	<b>0.00</b>	<b>6,911.38</b>	<b>0.00</b>	<b>0.00</b>	<b>6,911.38</b>
<b>REPLACEMENT CYCLE ACCOUNT</b>											
TEXPOOL	TexPool	2,998,970.48	2,959,585.77	2,998,970.48	06/30/2024	5.34	5.31	39,384.71	0.00	0.00	39,384.71



## Earnings by Fund

CUSIP	DESCRIPTION	ENDING PAR VALUE	BEGINNING BOOK VALUE	ENDING BOOK VALUE	FINAL MATURITY	COUPON RATE	YIELD	INTEREST EARNED	NET AMORTIZATION/ ACCRETION INCOME	NET REALIZED GAIN/LOSS	ADJUSTED INTEREST EARNINGS
<b>TOTAL</b>		<b>2,998,970.48</b>	<b>2,959,585.77</b>	<b>2,998,970.48</b>		<b>5.34</b>	<b>5.31</b>	<b>39,384.71</b>	<b>0.00</b>	<b>0.00</b>	<b>39,384.71</b>
<b>WORKER'S COMPENSATION ACCOUNT</b>											
TEXPOOL	TexPool	329,241.61	324,917.85	329,241.61	06/30/2024	5.34	5.31	4,323.76	0.00	0.00	4,323.76
<b>TOTAL</b>		<b>329,241.61</b>	<b>324,917.85</b>	<b>329,241.61</b>		<b>5.34</b>	<b>5.31</b>	<b>4,323.76</b>	<b>0.00</b>	<b>0.00</b>	<b>4,323.76</b>
<b>GRAND TOTAL</b>		<b>1,166,642,175.05</b>	<b>1,293,673,071.14</b>	<b>1,160,849,183.60</b>		<b>3.19</b>	<b>5.11</b>	<b>12,907,365.54</b>	<b>2,825,475.32</b>	<b>0.00</b>	<b>15,732,840.85</b>

## Projected Cashflows

For the Period July 01, 2024 to December 31, 2024

CUSIP	DESCRIPTION	POST DATE	TRANSACTION TYPE	AMOUNT
<b>2023 CAPITAL PROJECTS</b>				
<b>JUL 2024</b>				
91282CGD7	US TREASURY 4.250 12/31/24	07/01/2024	Coupon	419,687.50
13608AG18	Canadian Imperial Bank of Commerce 0.0 07/01/2024	07/01/2024	Maturity	17,500,000.00
91282CEY3	US TREASURY 3.000 07/15/25	07/15/2024	Coupon	292,500.00
91282CGE5	US TREASURY 3.875 01/15/26	07/15/2024	Coupon	350,687.50
<b>JUL 2024 TOTAL</b>				<b>18,562,875.00</b>
<b>AUG 2024</b>				
91282CGL9	US TREASURY 4.000 02/15/26	08/15/2024	Coupon	407,000.00
89119AHF8	TD 08/15/24	08/15/2024	Final Maturity	19,345,000.00
912828J27	US TREASURY 2.000 02/15/25	08/15/2024	Coupon	158,000.00
912828K74	US TREASURY 2.000 08/15/25	08/15/2024	Coupon	202,000.00
<b>AUG 2024 TOTAL</b>				<b>20,112,000.00</b>
<b>SEP 2024</b>				
91282CGN5	US TREASURY 4.625 02/28/25	09/03/2024	Coupon	346,875.00
06369LJ48	BMO 09/04/24	09/04/2024	Final Maturity	2,000,000.00
31422X6T4	FARMER MAC 4.875 09/05/25 MTN	09/05/2024	Coupon	365,625.00
3130AWS92	FHLBANKS 4.875 09/12/25	09/12/2024	Coupon	53,990.63
3130ATND5	FHLBANKS 4.375 09/13/24	09/13/2024	Final Maturity	1,740,000.00
3130A2UW4	FHLBANKS 2.875 09/13/24	09/13/2024	Coupon	112,340.63
3130ATVD6	FHLBANKS 4.875 09/13/24	09/13/2024	Final Maturity	3,410,000.00
3130A2UW4	FHLBANKS 2.875 09/13/24	09/13/2024	Final Maturity	7,815,000.00
3130ATND5	FHLBANKS 4.375 09/13/24	09/13/2024	Coupon	38,062.50
3130ATVD6	FHLBANKS 4.875 09/13/24	09/13/2024	Coupon	83,118.75
91282CGR6	US TREASURY 4.625 03/15/26	09/16/2024	Coupon	454,406.25

## Projected Cashflows

For the Period July 01, 2024 to December 31, 2024

CUSIP	DESCRIPTION	POST DATE	TRANSACTION TYPE	AMOUNT
<b>SEP 2024 TOTAL</b>				<b>16,419,418.75</b>
<b>OCT 2024</b>				
3133EPVK8	FED FARM CRBNKS 5.250 10/02/24	10/02/2024	Final Maturity	9,895,000.00
3133EPVK8	FED FARM CRBNKS 5.250 10/02/24	10/02/2024	Coupon	259,743.75
91282CFP1	US TREASURY 4.250 10/15/25	10/15/2024	Coupon	154,062.50
91282CEH0	US TREASURY 2.625 04/15/25	10/15/2024	Coupon	215,250.00
91282CGV7	US TREASURY 3.750 04/15/26	10/15/2024	Coupon	343,125.00
3134GWZG4	FREDDIE MAC 0.600 10/20/25 '24 MTN	10/21/2024	Coupon	30,000.00
<b>OCT 2024 TOTAL</b>				<b>10,897,181.25</b>
<b>NOV 2024</b>				
91282CEQ0	US TREASURY 2.750 05/15/25	11/15/2024	Coupon	830,500.00
91282CFW6	US TREASURY 4.500 11/15/25	11/15/2024	Coupon	415,125.00
912828G38	US TREASURY 2.250 11/15/24	11/15/2024	Final Maturity	14,500,000.00
912828G38	US TREASURY 2.250 11/15/24	11/15/2024	Coupon	163,125.00
3133EPUD5	FED FARM CRBNKS 4.750 05/28/26	11/28/2024	Coupon	1,117,912.50
<b>NOV 2024 TOTAL</b>				<b>17,026,662.50</b>
<b>DEC 2024</b>				
91282CFX4	US TREASURY 4.500 11/30/24	12/02/2024	Coupon	424,687.50
91282CFX4	US TREASURY 4.500 11/30/24	12/02/2024	Final Maturity	18,875,000.00
3130AWLZ1	FHLBANKS 4.750 06/12/26	12/12/2024	Coupon	622,131.25
3130AWGR5	FHLBANKS 4.375 06/12/26	12/12/2024	Coupon	307,890.63
3130AWLY4	FHLBANKS 5.125 06/13/25	12/13/2024	Coupon	134,531.25
91282CEU1	US TREASURY 2.875 06/15/25	12/16/2024	Coupon	654,062.50
91282CGA3	US TREASURY 4.000 12/15/25	12/16/2024	Coupon	328,000.00
91282CGD7	US TREASURY 4.250 12/31/24	12/31/2024	Coupon	419,687.50

## Projected Cashflows

For the Period July 01, 2024 to December 31, 2024

CUSIP	DESCRIPTION	POST DATE	TRANSACTION TYPE	AMOUNT
91282CGD7	US TREASURY 4.250 12/31/24	12/31/2024	Final Maturity	19,750,000.00
<b>DEC 2024 TOTAL</b>				<b>41,515,990.63</b>
<b>2023 CAPITAL PROJECTS TOTAL</b>				<b>124,534,128.13</b>
<b>DATCU SPECIAL REVENUE FUND</b>				
<b>JUL 2024</b>				
40060WGC0	GTA Funding LLC 0.0 07/12/2024	07/12/2024	Maturity	250,000.00
<b>JUL 2024 TOTAL</b>				<b>250,000.00</b>
<b>OCT 2024</b>				
53944QKF6	LMA 10/15/24	10/15/2024	Final Maturity	250,000.00
<b>OCT 2024 TOTAL</b>				<b>250,000.00</b>
<b>DATCU SPECIAL REVENUE FUND TOTAL</b>				<b>500,000.00</b>
<b>GRAND TOTAL</b>				<b>125,034,128.13</b>



## Change in Value

IDENTIFIER	ISSUER PAR VALUE	YIELD	TRADE DATE MATURITY DATE	INTEREST ACCRUAL INTEREST RECEIVED	BEGINNING BOOK VALUE BEGINNING MARKET VALUE	PURCHASES/ ADDITIONS	REDEMPTIONS	CHANGE IN BOOK VALUE CHANGE IN MARKET VALUE	ENDING BOOK VALUE ENDING MARKET VALUE
<b>2007 BONDS - SERIES 2013</b>									
TEXPOOL	TexPool 23,756.44	5.31	06/30/2024	311.97 311.97	23,444.47 23,444.47	311.97	0.00	311.97 311.97	23,756.44 23,756.44
<b>TOTAL</b>		<b>5.31</b>		<b>311.97</b> <b>311.97</b>	<b>23,444.47</b> <b>23,444.47</b>	<b>311.97</b>	<b>0.00</b>	<b>311.97</b> <b>311.97</b>	<b>23,756.44</b> <b>23,756.44</b>
<b>2013 BONDS - SERIES 2014B</b>									
TEXSTAR	TexSTAR 132,126.95	5.31	06/30/2024	1,733.24 1,733.24	130,393.71 130,393.71	1,733.24	0.00	1,733.24 1,733.24	132,126.95 132,126.95
<b>TOTAL</b>		<b>5.31</b>		<b>1,733.24</b> <b>1,733.24</b>	<b>130,393.71</b> <b>130,393.71</b>	<b>1,733.24</b>	<b>0.00</b>	<b>1,733.24</b> <b>1,733.24</b>	<b>132,126.95</b> <b>132,126.95</b>
<b>2013 BONDS - SERIES 2015A</b>									
TEXSTAR	TexSTAR 3,833,811.69	5.31	06/30/2024	50,456.44 50,456.44	3,821,086.96 3,821,086.96	25,794.12	(13,069.39)	12,724.73 12,724.73	3,833,811.69 3,833,811.69
<b>TOTAL</b>		<b>5.31</b>		<b>50,456.44</b> <b>50,456.44</b>	<b>3,821,086.96</b> <b>3,821,086.96</b>	<b>25,794.12</b>	<b>(13,069.39)</b>	<b>12,724.73</b> <b>12,724.73</b>	<b>3,833,811.69</b> <b>3,833,811.69</b>
<b>2018 BONDS - SERIES 2018</b>									
TXCLASS	Texas CLASS 13,895,555.07	5.43	06/30/2024	200,725.42 200,725.42	16,340,465.40 16,340,465.40	0.00	(2,444,910.33)	(2,444,910.33) (2,444,910.33)	13,895,555.07 13,895,555.07
<b>TOTAL</b>		<b>5.43</b>		<b>200,725.42</b> <b>200,725.42</b>	<b>16,340,465.40</b> <b>16,340,465.40</b>	<b>0.00</b>	<b>(2,444,910.33)</b>	<b>(2,444,910.33)</b> <b>(2,444,910.33)</b>	<b>13,895,555.07</b> <b>13,895,555.07</b>
<b>2020 BONDS - SERIES 2020</b>									
TXRANGE	Texas Range TexasDAILY Fund 45,918,734.86	5.30	06/30/2024	702,695.61 702,695.61	62,058,025.59 62,058,025.59	0.00	(16,139,290.73)	(16,139,290.73) (16,139,290.73)	45,918,734.86 45,918,734.86
TEXPOOL	TexPool 2,304,003.48	5.31	06/30/2024	30,257.84 30,257.84	2,273,745.64 2,273,745.64	30,257.84	0.00	30,257.84 30,257.84	2,304,003.48 2,304,003.48
<b>TOTAL</b>		<b>5.30</b>		<b>732,953.45</b> <b>732,953.45</b>	<b>64,331,771.23</b> <b>64,331,771.23</b>	<b>30,257.84</b>	<b>(16,139,290.73)</b>	<b>(16,109,032.89)</b> <b>(16,109,032.89)</b>	<b>48,222,738.34</b> <b>48,222,738.34</b>



## Change in Value

IDENTIFIER	ISSUER PAR VALUE	YIELD	TRADE DATE MATURITY DATE	INTEREST ACCRUAL INTEREST RECEIVED	BEGINNING BOOK VALUE BEGINNING MARKET VALUE	PURCHASES/ ADDITIONS	REDEMPTIONS	CHANGE IN BOOK VALUE CHANGE IN MARKET VALUE	ENDING BOOK VALUE ENDING MARKET VALUE
<b>2023 CAPITAL PROJECTS</b>									
63307LD16	National Bank of Canada 0.0 04/01/2024 0.00	5.79	08/30/2023 04/01/2024	0.00 0.00	17,710,000.00 17,710,000.00	0.00	(17,710,000.00)	(17,710,000.00) (17,710,000.00)	0.00 0.00
30601VE31	Fairway Finance Company LLC 0.0 05/03/2024 0.00	5.79	08/31/2023 05/03/2024	0.00 0.00	19,900,444.44 19,900,444.44	0.00	(20,000,000.00)	(19,900,444.44) (19,900,444.44)	0.00 0.00
55609EEF1	Macquarie International Finance Limited 0.0 05/15/2024 0.00	5.94	08/30/2023 05/15/2024	0.00 0.00	19,859,933.33 19,859,933.33	0.00	(20,000,000.00)	(19,859,933.33) (19,859,933.33)	0.00 0.00
9612COEW5	Westpac Banking Corporation 0.0 05/30/2024 0.00	5.78	08/30/2023 05/30/2024	0.00 0.00	17,339,962.50 17,339,962.50	0.00	(17,500,000.00)	(17,339,962.50) (17,339,962.50)	0.00 0.00
0018A2F35	ANZ New Zealand International Ltd 0.0 06/03/2024 0.00	5.86	09/05/2023 06/03/2024	0.00 0.00	16,831,912.50 16,831,912.50	0.00	(17,000,000.00)	(16,831,912.50) (16,831,912.50)	0.00 0.00
9612COF61	Westpac Banking Corporation 0.0 06/06/2024 0.00	5.77	09/05/2023 06/06/2024	0.00 0.00	17,321,295.83 17,321,295.83	0.00	(17,500,000.00)	(17,321,295.83) (17,321,295.83)	0.00 0.00
TXCLASS	Texas CLASS 0.00	5.43	12/31/2023 06/30/2024	49.72 49.72	86,299.30 86,299.30	0.00	(86,299.30)	(86,299.30) (86,299.30)	0.00 0.00
TXRANGE	Texas Range TexasDAILY Fund 39,396.29	5.30	06/30/2024	239,328.35 239,328.35	29,559,218.46 29,559,218.46	2,058,444.62	(31,578,266.79)	(29,519,822.17) (29,519,822.17)	39,396.29 39,396.29
TEXSTAR	TexSTAR 42,987,182.26	5.31	06/30/2024	705,338.83 705,338.83	67,907,058.83 67,907,058.83	0.00	(24,919,876.57)	(24,919,876.57) (24,919,876.57)	42,987,182.26 42,987,182.26
TEXPOOL	TexPool 29,006,718.35	5.31	06/30/2024	382,987.27 382,987.27	28,808,798.43 28,808,798.43	228,338.97	(30,419.05)	197,919.92 197,919.92	29,006,718.35 29,006,718.35
31846V567	FIRST AMER.GVT OBLG;Z 191,044,955.94	5.20	06/30/2024	1,738,922.14 1,270,785.35	74,126,990.05 74,126,990.05	116,980,932.23	(62,966.34)	116,917,965.89 116,917,965.89	191,044,955.94 191,044,955.94
LSGO	Lone Star Invest Pool - Government Overnight 71,164,950.55	5.33	06/30/2024	935,046.38 935,046.38	70,404,925.29 70,404,925.29	760,025.26	0.00	760,025.26 760,025.26	71,164,950.55 71,164,950.55
13608AG18	Canadian Imperial Bank of Com- merce 0.0 07/01/2024 17,500,000.00	5.80	09/05/2023 07/01/2024	0.00 0.00	17,253,162.50 17,253,162.50	0.00	0.00	246,837.50 246,837.50	17,500,000.00 17,500,000.00
89119AHF8	TD 08/15/24 19,345,000.00	5.79	08/30/2023 08/15/2024	0.00 0.00	18,939,399.83 18,939,399.83	0.00	0.00	271,394.23 271,394.23	19,210,794.06 19,210,794.06
06369LJ48	BMO 09/04/24 2,000,000.00	5.85	09/06/2023 09/04/2024	0.00 0.00	1,951,466.67 1,951,466.67	0.00	0.00	28,311.11 28,311.11	1,979,777.78 1,979,777.78
3130ATND5	FHLBANKS 4.375 09/13/24 1,740,000.00	5.40	08/30/2023 09/13/2024	19,031.25 0.00	1,732,250.90 1,731,491.40	0.00	0.00	4,273.74 4,297.80	1,736,524.65 1,735,789.20



## Change in Value

IDENTIFIER	ISSUER PAR VALUE	YIELD	TRADE DATE MATURITY DATE	INTEREST ACCRUAL INTEREST RECEIVED	BEGINNING BOOK VALUE BEGINNING MARKET VALUE	PURCHASES/ ADDITIONS	REDEMPTIONS	CHANGE IN BOOK VALUE CHANGE IN MARKET VALUE	ENDING BOOK VALUE ENDING MARKET VALUE
3130ATVD6	FHLBANKS 4.875 09/13/24 3,410,000.00	5.40	08/30/2023 09/13/2024	41,559.38 0.00	3,402,213.22 3,402,122.90	0.00	0.00	4,294.52 3,716.90	3,406,507.75 3,405,839.80
3130A2UW4	FHLBANKS 2.875 09/13/24 7,815,000.00	5.40	08/30/2023 09/13/2024	56,170.31 0.00	7,729,422.80 7,727,784.60	0.00	0.00	47,197.13 46,577.40	7,776,619.92 7,774,362.00
3133EPVK8	FED FARM CR BNKS 5.250 10/02/24 9,895,000.00	5.37	09/01/2023 10/02/2024	129,871.88 259,743.75	9,889,686.70 9,889,755.65	0.00	0.00	2,627.77 (1,682.15)	9,892,314.47 9,888,073.50
912828G38	US TREASURY 2.250 11/15/24 14,500,000.00	5.29	09/01/2023 11/15/2024	81,104.61 163,125.00	14,237,581.52 14,237,753.87	0.00	0.00	104,737.20 94,589.88	14,342,318.72 14,332,343.75
91282CFX4	US TREASURY 4.500 11/30/24 18,875,000.00	5.25	09/01/2023 11/30/2024	211,183.40 424,687.50	18,784,624.71 18,785,048.92	0.00	0.00	33,844.24 27,280.23	18,818,468.96 18,812,329.15
91282CGD7	US TREASURY 4.250 12/31/24 19,750,000.00	5.21	09/01/2023 12/31/2024	209,818.69 0.00	19,614,765.02 19,614,990.19	0.00	0.00	44,913.81 28,545.07	19,659,678.83 19,643,535.26
912828J27	US TREASURY 2.000 02/15/25 15,800,000.00	5.13	09/01/2023 02/15/2025	79,000.00 0.00	15,388,946.12 15,379,695.35	0.00	0.00	116,893.45 98,750.00	15,505,839.57 15,478,445.35
91282CGN5	US TREASURY 4.625 02/28/25 15,000,000.00	5.11	09/01/2023 02/28/2025	171,552.31 0.00	14,935,920.93 14,938,476.60	0.00	0.00	17,511.10 (585.90)	14,953,432.02 14,937,890.70
91282CEH0	US TREASURY 2.625 04/15/25 16,400,000.00	5.05	09/01/2023 04/15/2025	107,036.89 215,250.00	16,008,139.06 16,006,656.33	0.00	0.00	94,087.98 69,187.50	16,102,227.04 16,075,843.83
91282CEQ0	US TREASURY 2.750 05/15/25 60,400,000.00	5.01	09/01/2023 05/15/2025	412,918.81 830,500.00	58,952,523.44 58,934,828.28	0.00	0.00	322,054.69 219,421.72	59,274,578.13 59,154,250.00
3130AWLY4	FHLBANKS 5.125 06/13/25 5,250,000.00	5.03	08/30/2023 06/13/2025	67,265.63 134,531.25	5,255,342.53 5,255,040.00	0.00	0.00	(1,109.98) (7,822.50)	5,254,232.55 5,247,217.50
91282CEU1	US TREASURY 2.875 06/15/25 45,500,000.00	4.97	09/01/2023 06/15/2025	325,244.19 654,062.50	44,413,109.11 44,398,046.88	0.00	0.00	224,788.80 136,855.36	44,637,897.91 44,534,902.23
91282CEY3	US TREASURY 3.000 07/15/25 19,500,000.00	4.93	09/01/2023 07/15/2025	146,250.00 0.00	19,042,340.53 19,041,445.41	0.00	0.00	88,610.66 47,988.14	19,130,951.19 19,089,433.55
912828K74	US TREASURY 2.000 08/15/25 20,200,000.00	4.89	09/01/2023 08/15/2025	101,000.00 0.00	19,443,880.31 19,439,343.75	0.00	0.00	137,339.11 89,953.23	19,581,219.41 19,529,296.98
31422X6T4	FARMER MAC 4.875 09/05/25 MTN 15,000,000.00	4.95	08/30/2023 09/05/2025	182,812.50 0.00	14,985,212.84 14,962,650.00	0.00	0.00	2,577.84 (23,100.00)	14,987,790.68 14,939,550.00
3130AWS92	FHLBANKS 4.875 09/12/25 2,215,000.00	4.93	08/30/2023 09/12/2025	26,995.31 0.00	2,213,144.76 2,215,221.50	0.00	0.00	319.14 (7,331.65)	2,213,463.91 2,207,889.85
91282CFP1	US TREASURY 4.250 10/15/25 7,250,000.00	4.84	09/01/2023 10/15/2025	76,610.31 154,062.50	7,187,657.11 7,190,244.12	0.00	0.00	10,094.67 (9,062.50)	7,197,751.78 7,181,181.62
3134GWZG4	FREDDIE MAC 0.600 10/20/25 '24 MTN 10,000,000.00	4.98	08/31/2023 10/20/2025	15,000.00 30,000.00	9,361,850.19 9,341,800.00	0.00	0.00	102,419.11 77,200.00	9,464,269.29 9,419,000.00
91282CFW6	US TREASURY 4.500 11/15/25 18,450,000.00	4.82	09/01/2023 11/15/2025	206,397.25 415,125.00	18,359,941.76 18,367,119.09	0.00	0.00	13,820.07 (30,269.44)	18,373,761.83 18,336,849.66
91282CGA3	US TREASURY 4.000 12/15/25 16,400,000.00	4.78	09/01/2023 12/15/2025	163,103.83 328,000.00	16,195,168.63 16,199,484.42	0.00	0.00	29,919.19 (11,531.33)	16,225,087.82 16,187,953.08
91282CGE5	US TREASURY 3.875 01/15/26 18,100,000.00	4.76	09/01/2023 01/15/2026	175,343.75 0.00	17,831,562.43 17,841,933.64	0.00	0.00	37,351.41 (14,140.63)	17,868,913.83 17,827,793.01





## Change in Value

IDENTIFIER	ISSUER PAR VALUE	YIELD	TRADE DATE MATURITY DATE	INTEREST ACCRUAL INTEREST RECEIVED	BEGINNING BOOK VALUE BEGINNING MARKET VALUE	PURCHASES/ ADDITIONS	REDEMPTIONS	CHANGE IN BOOK VALUE CHANGE IN MARKET VALUE	ENDING BOOK VALUE ENDING MARKET VALUE
91282CGL9	US TREASURY 4.000 02/15/26 20,350,000.00	4.73	09/01/2023 02/15/2026	203,500.00 0.00	20,091,139.11 20,100,394.63	0.00	0.00	34,388.82 (25,437.50)	20,125,527.93 20,074,957.13
91282CGR6	US TREASURY 4.625 03/15/26 19,650,000.00	4.70	09/01/2023 03/15/2026	224,733.53 0.00	19,623,288.78 19,637,718.75	0.00	0.00	3,409.15 (55,265.63)	19,626,697.92 19,582,453.13
91282CGV7	US TREASURY 3.750 04/15/26 18,300,000.00	4.68	09/01/2023 04/15/2026	170,625.00 343,125.00	17,976,875.62 17,985,468.75	0.00	0.00	39,521.93 (14,296.88)	18,016,397.56 17,971,171.88
3133EPUD5	FED FARM CR BNKS 4.750 05/28/26 4,505,000.00	4.69	08/30/2023 05/28/2026	53,496.88 106,993.75	4,510,994.65 4,510,360.95	0.00	0.00	(693.15) (13,064.50)	4,510,301.49 4,497,296.45
3133EPUD5	FED FARM CR BNKS 4.750 05/28/26 42,565,000.00	4.69	08/30/2023 05/28/2026	505,459.38 1,010,918.75	42,616,329.71 42,615,652.35	0.00	0.00	(5,935.20) (123,438.50)	42,610,394.51 42,492,213.85
3130AWGR5	FHLBANKS 4.375 06/12/26 14,075,000.00	4.88	09/13/2023 06/12/2026	153,945.32 307,890.63	13,929,549.69 13,990,268.50	0.00	0.00	16,503.71 (31,246.50)	13,946,053.41 13,959,022.00
3130AWLZ1	FHLBANKS 4.750 06/12/26 26,195,000.00	4.67	08/30/2023 06/12/2026	311,065.63 622,131.25	26,238,564.11 26,238,745.65	0.00	0.00	(4,943.06) (83,300.10)	26,233,621.05 26,155,445.55
<b>TOTAL</b>		<b>5.09</b>		<b>8,629,768.70</b> <b>9,533,682.78</b>	<b>917,952,894.28</b> <b>917,980,410.45</b>	<b>120,027,741.08</b>	<b>(166,387,828.05)</b>	<b>(43,546,274.91)</b> <b>(44,574,305.22)</b>	<b>874,406,619.37</b> <b>873,406,105.23</b>

CHILD NUTRITION ACCOUNT									
PNCBANK	PNC Bank 2,000,686.48	0.00	06/30/2024	0.00 0.00	2,993,252.63 2,993,252.63	509,631.80	(1,502,197.95)	(992,566.15) (992,566.15)	2,000,686.48 2,000,686.48
TEXPOOL	TexPool 3,981,713.15	5.31	06/30/2024	52,290.76 52,290.76	3,929,422.39 3,929,422.39	52,290.76	0.00	52,290.76 52,290.76	3,981,713.15 3,981,713.15
<b>TOTAL</b>		<b>3.54</b>		<b>52,290.76</b> <b>52,290.76</b>	<b>6,922,675.02</b> <b>6,922,675.02</b>	<b>561,922.56</b>	<b>(1,502,197.95)</b>	<b>(940,275.39)</b> <b>(940,275.39)</b>	<b>5,982,399.63</b> <b>5,982,399.63</b>

DATCU SPECIAL REVENUE FUND									
31846V567	FIRST AMER.GVT OBLG;Z 34,633.23	5.20	06/30/2024	1,765.90 1,618.29	0.00 0.00	1,618.29	(966,985.06)	34,633.23 34,633.23	34,633.23 34,633.23
40060WGCO	GTA Funding LLC 0.0 07/12/2024 250,000.00	5.51	04/12/2024 07/12/2024	0.00 0.00	0.00 0.00	246,587.50	0.00	249,587.50 249,587.50	249,587.50 249,587.50
53944QKF6	LMA 10/15/24 250,000.00	5.51	04/12/2024 10/15/2024	0.00 0.00	0.00 0.00	243,076.67	0.00	246,054.45 246,054.45	246,054.45 246,054.45
50244LNEO	LVMH 01/14/25 250,000.00	5.41	04/12/2024 01/14/2025	0.00 0.00	0.00 0.00	240,048.47	0.00	242,845.07 242,845.07	242,845.07 242,845.07
63307LR11	NATL BK CANADA 04/01/25 250,000.00	5.41	04/12/2024 04/01/2025	0.00 0.00	0.00 0.00	237,216.67	0.00	240,105.56 240,105.56	240,105.56 240,105.56



## Change in Value

IDENTIFIER	ISSUER PAR VALUE	YIELD	TRADE DATE MATURITY DATE	INTEREST ACCRUAL INTEREST RECEIVED	BEGINNING BOOK VALUE BEGINNING MARKET VALUE	PURCHASES/ ADDITIONS	REDEMPTIONS	CHANGE IN BOOK VALUE CHANGE IN MARKET VALUE	ENDING BOOK VALUE ENDING MARKET VALUE
<b>TOTAL</b>		<b>5.45</b>		<b>1,765.90</b> <b>1,618.29</b>	<b>0.00</b> <b>0.00</b>	<b>968,547.60</b>	<b>(966,985.06)</b>	<b>1,013,225.80</b> <b>1,013,225.80</b>	<b>1,013,225.80</b> <b>1,013,225.80</b>

DATCU SPONSORSHIP									
LSGO	Lone Star Invest Pool - Government Overnight 496,717.64	5.33	06/30/2024	4,380.37 4,380.37	0.00 0.00	4,380.37	0.00	496,717.64 496,717.64	496,717.64 496,717.64
<b>TOTAL</b>		<b>5.33</b>		<b>4,380.37</b> <b>4,380.37</b>	<b>0.00</b> <b>0.00</b>	<b>4,380.37</b>	<b>0.00</b>	<b>496,717.64</b> <b>496,717.64</b>	<b>496,717.64</b> <b>496,717.64</b>

DEBT SERVICE									
LSGO	Lone Star Invest Pool - Government Overnight 88,467,037.24	5.33	06/30/2024	1,158,859.53 1,158,859.53	86,467,206.97 86,467,206.97	1,999,830.27	0.00	1,999,830.27 1,999,830.27	88,467,037.24 88,467,037.24
TXCLASS	Texas CLASS 2,734,975.12	5.43	06/30/2024	35,513.06 35,513.06	2,699,462.06 2,699,462.06	35,513.06	0.00	35,513.06 35,513.06	2,734,975.12 2,734,975.12
TXRANGE	Texas Range TexasDAILY Fund 2,825,880.16	5.30	06/30/2024	36,933.49 36,933.49	2,788,946.67 2,788,946.67	36,933.49	0.00	36,933.49 36,933.49	2,825,880.16 2,825,880.16
TEXPOOL	TexPool 6,196,715.18	5.31	06/30/2024	81,075.21 81,075.21	5,046,268.73 5,046,268.73	1,150,446.45	0.00	1,150,446.45 1,150,446.45	6,196,715.18 6,196,715.18
<b>TOTAL</b>		<b>5.33</b>		<b>1,312,381.29</b> <b>1,312,381.29</b>	<b>97,001,884.43</b> <b>97,001,884.43</b>	<b>3,222,723.27</b>	<b>0.00</b>	<b>3,222,723.27</b> <b>3,222,723.27</b>	<b>100,224,607.70</b> <b>100,224,607.70</b>

GENERAL OPERATING									
TEXSTAR	TexSTAR 3,458,814.60	5.31	06/30/2024	45,347.28 45,347.28	3,405,348.57 3,405,348.57	53,466.03	0.00	53,466.03 53,466.03	3,458,814.60 3,458,814.60
LSGO	Lone Star Invest Pool - Government Overnight 63,032,025.00	5.33	06/30/2024	1,326,577.17 1,326,577.17	135,498,975.91 135,498,975.91	0.00	(72,466,950.91)	(72,466,950.91) (72,466,950.91)	63,032,025.00 63,032,025.00
TXCLASS	Texas CLASS 11,502,338.38	5.43	06/30/2024	186,241.98 186,241.98	10,398,211.90 10,398,211.90	1,138,941.47	(34,814.99)	1,104,126.48 1,104,126.48	11,502,338.38 11,502,338.38
PNCBANK	PNC Bank 3,335,199.86	0.00	06/30/2024	6,077.98 6,077.98	9,532,716.37 9,532,716.37	0.00	(6,197,516.51)	(6,197,516.51) (6,197,516.51)	3,335,199.86 3,335,199.86
TXRANGE	Texas Range TexasDAILY Fund 21,961,881.36	5.30	06/30/2024	278,919.64 278,919.64	20,618,619.14 20,618,619.14	1,343,262.22	0.00	1,343,262.22 1,343,262.22	21,961,881.36 21,961,881.36
TEXPOOL	TexPool 2,041,773.59	5.31	06/30/2024	26,814.10 26,814.10	2,014,959.49 2,014,959.49	26,814.10	0.00	26,814.10 26,814.10	2,041,773.59 2,041,773.59



## Change in Value

IDENTIFIER	ISSUER PAR VALUE	YIELD	TRADE DATE MATURITY DATE	INTEREST ACCRUAL INTEREST RECEIVED	BEGINNING BOOK VALUE BEGINNING MARKET VALUE	PURCHASES/ ADDITIONS	REDEMPTIONS	CHANGE IN BOOK VALUE CHANGE IN MARKET VALUE	ENDING BOOK VALUE ENDING MARKET VALUE
<b>TOTAL</b>		<b>5.17</b>		<b>1,869,978.15</b> <b>1,869,978.15</b>	<b>181,468,831.38</b> <b>181,468,831.38</b>	<b>2,562,483.82</b>	<b>(78,699,282.41)</b>	<b>(76,136,798.59)</b> <b>(76,136,798.59)</b>	<b>105,332,032.79</b> <b>105,332,032.79</b>
<b>PAYROLL ACCOUNT</b>									
PNCBANK	PNC Bank 3,957,380.09	0.00	06/30/2024	6,911.38 6,911.38	2,395,120.64 2,395,120.64	3,621,076.77	(2,058,817.32)	1,562,259.45 1,562,259.45	3,957,380.09 3,957,380.09
<b>TOTAL</b>		<b>0.00</b>		<b>6,911.38</b> <b>6,911.38</b>	<b>2,395,120.64</b> <b>2,395,120.64</b>	<b>3,621,076.77</b>	<b>(2,058,817.32)</b>	<b>1,562,259.45</b> <b>1,562,259.45</b>	<b>3,957,380.09</b> <b>3,957,380.09</b>
<b>REPLACEMENT CYCLE ACCOUNT</b>									
TEXPOOL	TexPool 2,998,970.48	5.31	06/30/2024	39,384.71 39,384.71	2,959,585.77 2,959,585.77	39,384.71	0.00	39,384.71 39,384.71	2,998,970.48 2,998,970.48
<b>TOTAL</b>		<b>5.31</b>		<b>39,384.71</b> <b>39,384.71</b>	<b>2,959,585.77</b> <b>2,959,585.77</b>	<b>39,384.71</b>	<b>0.00</b>	<b>39,384.71</b> <b>39,384.71</b>	<b>2,998,970.48</b> <b>2,998,970.48</b>
<b>WORKER'S COMPENSATION ACCOUNT</b>									
TEXPOOL	TexPool 329,241.61	5.31	06/30/2024	4,323.76 4,323.76	324,917.85 324,917.85	4,323.76	0.00	4,323.76 4,323.76	329,241.61 329,241.61
<b>TOTAL</b>		<b>5.31</b>		<b>4,323.76</b> <b>4,323.76</b>	<b>324,917.85</b> <b>324,917.85</b>	<b>4,323.76</b>	<b>0.00</b>	<b>4,323.76</b> <b>4,323.76</b>	<b>329,241.61</b> <b>329,241.61</b>
<b>GRAND TOTAL</b>		<b>5.11</b>		<b>12,907,365.54</b> <b>13,811,132.01</b>	<b>1,293,673,071.14</b> <b>1,293,700,587.31</b>	<b>131,070,681.11</b>	<b>(268,212,381.24)</b>	<b>(132,823,887.54)</b> <b>(133,851,917.85)</b>	<b>1,160,849,183.60</b> <b>1,159,848,669.46</b>

## Disclosure

Meeder provides monthly statements for its investment management clients to provide information about the investment portfolio. The information should not be used for audit or confirmation purposes. Please review your custodial statements and report any inaccuracies or discrepancies.

Certain information and data has been supplied by unaffiliated third parties. Although Meeder believes the information is reliable, it cannot warrant the accuracy of information offered by third parties. Market value may reflect prices received from pricing vendors when current market quotations are not available. Prices may not reflect firm bids or offers and may differ from the value at which the security can be sold.

Statements may include positions from unmanaged accounts provided for reporting purposes. Unmanaged accounts are managed directly by the client and are not included in the accounts managed by Meeder. This information is provided as a client convenience and Meeder assumes no responsibility for performance of these accounts or the accuracy of the data reported.

**Investing involves risk. Past performance is no guarantee of future results. Debt and fixed income securities are subject to credit and interest rate risk. The investment return and principal value of an investment will fluctuate so that an investors shares, when redeemed, may be worth more or less than their original cost. Current performance may be lower or higher than the performance data quoted.**

Investment advisory services provided by Meeder Public Funds, Inc. Please contact us if you would like to receive a copy of our current ADV disclosure brochure or privacy policy.

© 2024 Meeder Investment Management

meederpublicfunds.com | 866.633.3371

