

**AGENDA ITEM  
BOARD OF TRUSTEES  
AGENDA**

<input type="checkbox"/> <b>Workshop</b>	<input type="checkbox"/> <b>Regular</b>	<input checked="" type="checkbox"/> <b>Special</b>
--	---	--

- (A)  **Report Only**  **Recognition**

**Presenter(s):**

**Briefly describe the subject of the report or recognition presentation.**

- (B)  **Action Item**

**SAMUEL MIJARES, SUPERINTENDENT**

**Presenter(s): JESUS ARTURO COSTILLA, EXEC. DIRECTOR OF HUMAN RESOURCES**

**Briefly describe the action required.**

CONSIDER AND TAKE APPROPRIATE ACTION ON THE REQUEST TO APPROVE THE 2022-2023 SCHOOL CALENDAR.

- (C) **Funding source: Identify the source of funds if any are required.**

- (D) **Clarification: Explain any questions or issues that might be raised regarding this item.**

UNDER SEPARATE COVER



*Marked for Excellence*

# EAGLE PASS INDEPENDENT SCHOOL DISTRICT

**TO:** Samuel Mijares, Superintendent of Schools  
**FROM:** Jesus Arturo Costilla, Executive Director for Human Resources  
**DATE:** March 24, 2022  
**SUBJECT:** 2022-2023 School Calendar

I am submitting the 2022-2023 School Calendar for Board approval. The Calendar Committee reviewed and discussed the calendar options. The two calendar options were on the ballot. The calendar receiving the majority of the votes was Option A with a total of 926 votes.

Option A Total	Option B Total
926	185

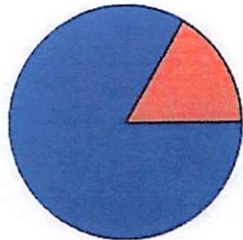
JAC/iu

## Summary Report

All

March 23, 2022 9:28 AM

Vote by selecting Option A or Option B from the choices below.



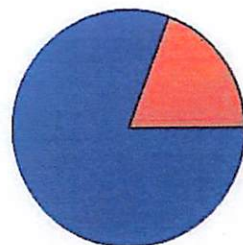
	Count	Percentage
Option A	926	83.35%
Option B	185	16.65%
<b>Total</b>	<b>1111</b>	<b>100%</b>

## Summary Report

Campus: Armando Cerna Elementary

March 23, 2022 9:28 AM

Vote by selecting Option A or Option B from the choices below.



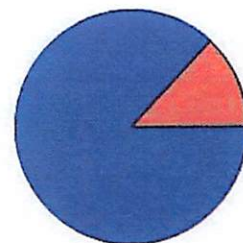
	Count	Percentage
Option A	25	80.65%
Option B	6	19.35%
<b>Total</b>	<b>31</b>	<b>100%</b>

## Summary Report

Campus: Benavides Heights Elementary

March 23, 2022 9:28 AM

Vote by selecting Option A or Option B from the choices below.



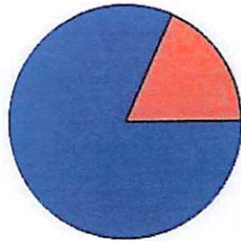
	Count	Percentage
Option A	20	86.96%
Option B	3	13.04%
<b>Total</b>	<b>23</b>	<b>100%</b>

## Summary Report

Campus: C C Winn High School

March 23, 2022 9:28 AM

Vote by selecting Option A or Option B from the choices below.




	Count	Percentage
Option A	111	81.62%
Option B	25	18.38%
<b>Total</b>	<b>136</b>	<b>100%</b>

## Summary Report

Campus: DAEP

March 23, 2022 9:28 AM

Vote by selecting Option A or Option B from the choices below.




	Count	Percentage
Option A	12	100%
Option B	0	0%
<b>Total</b>	<b>12</b>	<b>100%</b>

## Summary Report

Campus: DayCare/Health

March 23, 2022 9:28 AM

Vote by selecting Option A or Option B from the choices below.



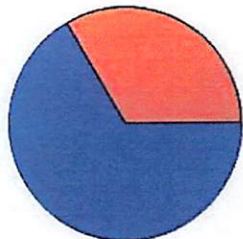
	Count	Percentage
Option A	20	100%
Option B	0	0%
<b>Total</b>	<b>20</b>	<b>100%</b>

## Summary Report

Campus: De Luna Center

March 23, 2022 9:28 AM

Vote by selecting Option A or Option B from the choices below.



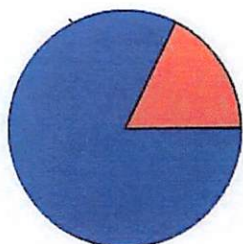
	Count	Percentage
Option A	22	66.67%
Option B	11	33.33%
<b>Total</b>	<b>33</b>	<b>100%</b>

## Summary Report

Campus: Dena Kelso Graves Elementary

March 23, 2022 9:28 AM

Vote by selecting Option A or Option B from the choices below.



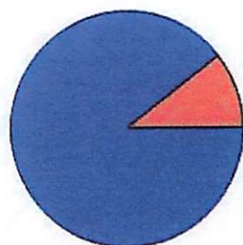
	Count	Percentage
Option A	37	82.22%
Option B	8	17.78%
<b>Total</b>	<b>45</b>	<b>100%</b>

## Summary Report

Campus: District Service Center

March 23, 2022 9:28 AM

Vote by selecting Option A or Option B from the choices below.



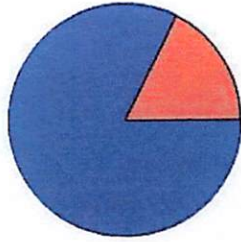
	Count	Percentage
Option A	59	89.39%
Option B	7	10.61%
<b>Total</b>	<b>66</b>	<b>100%</b>

## Summary Report

Campus: Eagle Pass High School

March 23, 2022 9:28 AM

Vote by selecting Option A or Option B from the choices below.



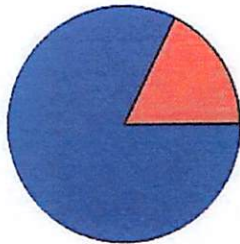
	Count	Percentage
Option A	117	82.39%
Option B	25	17.61%
<b>Total</b>	<b>142</b>	<b>100%</b>

## Summary Report

Campus: Eagle Pass Junior High

March 23, 2022 9:28 AM

Vote by selecting Option A or Option B from the choices below.



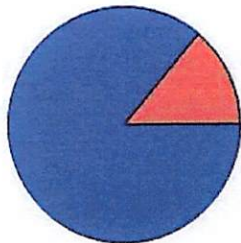
	Count	Percentage
Option A	51	82.26%
Option B	11	17.74%
<b>Total</b>	<b>62</b>	<b>100%</b>

## Summary Report

Campus: Early Childhood Center

March 23, 2022 9:28 AM

Vote by selecting Option A or Option B from the choices below.



	Count	Percentage
Option A	31	86.11%
Option B	5	13.89%
<b>Total</b>	<b>36</b>	<b>100%</b>

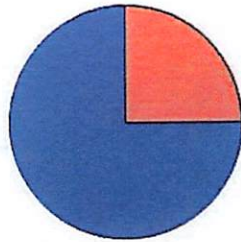
## Summary Report

Campus: EPISD PD (DeLuna)

March 23, 2022 9:28 AM



Vote by selecting Option A or Option B from the choices below.



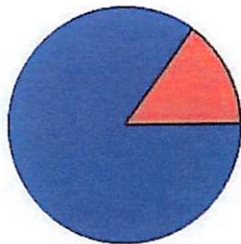
	Count	Percentage
Option A	6	75%
Option B	2	25%
<b>Total</b>	<b>8</b>	<b>100%</b>

## Summary Report

Campus: Former Employees

March 23, 2022 9:28 AM

Vote by selecting Option A or Option B from the choices below.



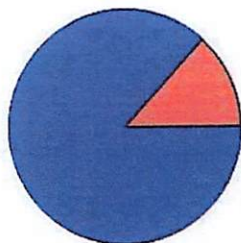
	Count	Percentage
Option A	17	85%
Option B	3	15%
<b>Total</b>	<b>20</b>	<b>100%</b>

## Summary Report

Campus: Henry B Gonzalez Elementary

March 23, 2022 9:28 AM

Vote by selecting Option A or Option B from the choices below.



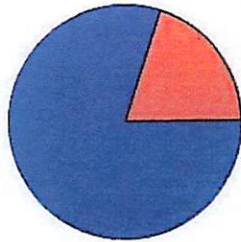
	Count	Percentage
Option A	26	86.67%
Option B	4	13.33%
<b>Total</b>	<b>30</b>	<b>100%</b>

## Summary Report

Campus: Juan N Seguin Elementary

March 23, 2022 9:28 AM

Vote by selecting Option A or Option B from the choices below.



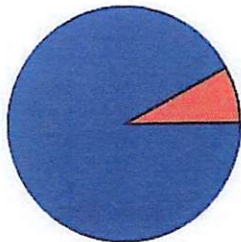
	Count	Percentage
Option A	16	80%
Option B	4	20%
<b>Total</b>	<b>20</b>	<b>100%</b>

## Summary Report

Campus: Kennedy Hall

March 23, 2022 9:28 AM

Vote by selecting Option A or Option B from the choices below.



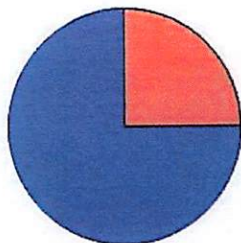
	Count	Percentage
Option A	35	92.11%
Option B	3	7.89%
<b>Total</b>	<b>38</b>	<b>100%</b>

## Summary Report

Campus: Language Acquisition Summer Program

March 23, 2022 9:28 AM

Vote by selecting Option A or Option B from the choices below.



	Count	Percentage
Option A	3	75%
Option B	1	25%
<b>Total</b>	<b>4</b>	<b>100%</b>

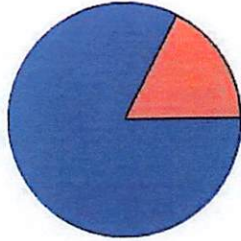
## Summary Report

Campus: Language Development Center

March 23, 2022 9:28 AM



Vote by selecting Option A or Option B from the choices below.



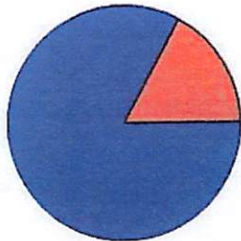
	Count	Percentage
Option A	33	82.5%
Option B	7	17.5%
<b>Total</b>	<b>40</b>	<b>100%</b>

## Summary Report

Campus: Liberty Elementary

March 23, 2022 9:28 AM

Vote by selecting Option A or Option B from the choices below.



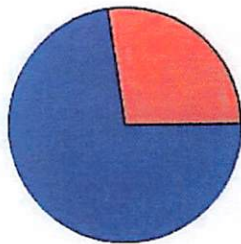
	Count	Percentage
Option A	29	82.86%
Option B	6	17.14%
<b>Total</b>	<b>35</b>	<b>100%</b>

## Summary Report

Campus: Maude Mae Kirchner Elementary

March 23, 2022 9:28 AM

Vote by selecting Option A or Option B from the choices below.



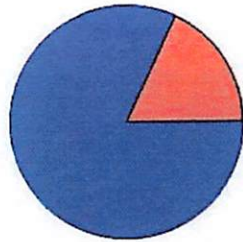
	Count	Percentage
Option A	8	72.73%
Option B	3	27.27%
<b>Total</b>	<b>11</b>	<b>100%</b>

## Summary Report

Campus: Memorial Junior High

March 23, 2022 9:28 AM

Vote by selecting Option A or Option B from the choices below.



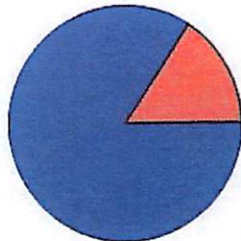
	Count	Percentage
Option A	59	81.94%
Option B	13	18.06%
<b>Total</b>	<b>72</b>	<b>100%</b>

## Summary Report

Campus: Multitplex

March 23, 2022 9:28 AM

Vote by selecting Option A or Option B from the choices below.



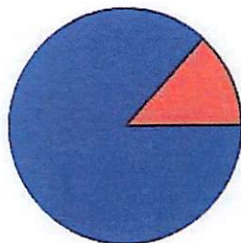
	Count	Percentage
Option A	16	84.21%
Option B	3	15.79%
<b>Total</b>	<b>19</b>	<b>100%</b>

## Summary Report

Campus: Nellie Mae Glass Elementary

March 23, 2022 9:28 AM

Vote by selecting Option A or Option B from the choices below.




	Count	Percentage
Option A	26	86.67%
Option B	4	13.33%
<b>Total</b>	<b>30</b>	<b>100%</b>

## Summary Report

Campus: Parent Center

March 23, 2022 9:28 AM

Vote by selecting Option A or Option B from the choices below.



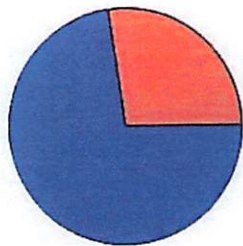
	Count	Percentage
Option A	4	100%
Option B	0	0%
<b>Total</b>	<b>4</b>	<b>100%</b>

## Summary Report

Campus: Perfecto Mancha Elementary

March 23, 2022 9:28 AM

Vote by selecting Option A or Option B from the choices below.



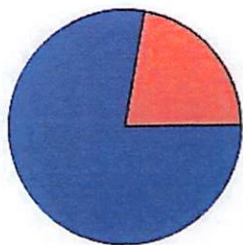
	Count	Percentage
Option A	32	72.73%
Option B	12	27.27%
<b>Total</b>	<b>44</b>	<b>100%</b>

## Summary Report

Campus: Pete Gallego Elementary

March 23, 2022 9:28 AM

Vote by selecting Option A or Option B from the choices below.



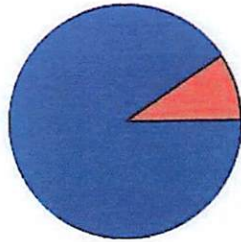
	Count	Percentage
Option A	21	77.78%
Option B	6	22.22%
<b>Total</b>	<b>27</b>	<b>100%</b>

## Summary Report

Campus: Ray H Darr Elementary

March 23, 2022 9:28 AM

Vote by selecting Option A or Option B from the choices below.



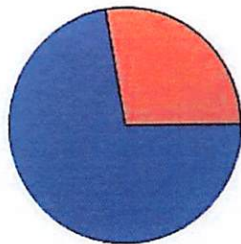
	Count	Percentage
Option A	29	90.62%
Option B	3	9.38%
<b>Total</b>	<b>32</b>	<b>100%</b>

## Summary Report

Campus: Rosita Valley Elementary

March 23, 2022 9:28 AM

Vote by selecting Option A or Option B from the choices below.




	Count	Percentage
Option A	21	72.41%
Option B	8	27.59%
<b>Total</b>	<b>29</b>	<b>100%</b>

## Summary Report

Campus: Rosita Valley Literacy Academy

March 23, 2022 9:28 AM

Vote by selecting Option A or Option B from the choices below.



	Count	Percentage
Option A	26	96.3%
Option B	1	3.7%
<b>Total</b>	<b>27</b>	<b>100%</b>

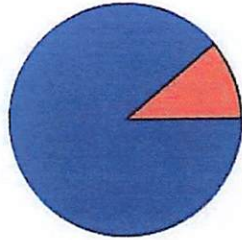
## Summary Report

Campus: Sam Houston Elementary

March 23, 2022 9:28 AM



Vote by selecting Option A or Option B from the choices below.



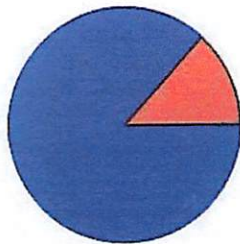
	Count	Percentage
Option A	32	88.89%
Option B	4	11.11%
<b>Total</b>	<b>36</b>	<b>100%</b>

## Summary Report

Campus: San Luis Elementary

March 23, 2022 9:28 AM

Vote by selecting Option A or Option B from the choices below.



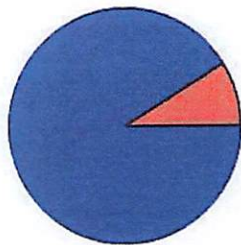
	Count	Percentage
Option A	26	86.67%
Option B	4	13.33%
<b>Total</b>	<b>30</b>	<b>100%</b>

## Summary Report

Campus: Seco Mines Elementary

March 23, 2022 9:28 AM

Vote by selecting Option A or Option B from the choices below.




	Count	Percentage
Option A	31	91.18%
Option B	3	8.82%
<b>Total</b>	<b>34</b>	<b>100%</b>

## Summary Report

Campus: Student Activity Center

March 23, 2022 9:28 AM

Vote by selecting Option A or Option B from the choices below.



	Count	Percentage
Option A	1	50%
Option B	1	50%
<b>Total</b>	<b>2</b>	<b>100%</b>

## Summary Report

Vote by selecting Option A or Option B from the choices below.: Option A

March 23, 2022 9:28 AM

## Summary Report

Vote by selecting Option A or Option B from the choices below.: Option B

March 23, 2022 9:28 AM



# EAGLE PASS INDEPENDENT SCHOOL DISTRICT

ALL STUDENTS EQUIPPED FOR SUCCESS

## SCHOOL CALENDAR

### 2022-2023

■ HOLIDAY   
 ★ BOARD MEETING   
 ◇ TEACHER PREPARATION \*(REGULAR)   
 ○ NEW TEACHER IN-SERVICE   
 / PAYROLL  
— FIRST/LAST DAY OF SCHOOL   
  STAFF DEVELOPMENT \*(CAMPUS)   
  STAFF DEVELOPMENT \*(DISTRICT)   
  END OF NINE WEEKS

### JULY 2022

S	M	T	W	T	F	S
					1	2
3	4	5	6	7	8	9
10	11	★	13	14	/	16
17	18	19	20	21	22	23
24/31	25	26	27	28	/	30

### AUGUST 2022

S	M	T	W	T	F	S
	①	②	③	④	⑤	6
7	8	★	10	11	12	13
14	/	16	17	18	19	20
21	22	23	24	25	26	27
28	29	30	/			

### SEPTEMBER 2022

S	M	T	W	T	F	S
				1	2	3
4	5	6	7	8	9	10
11	12	★	14	/	16	17
18	19	20	21	22	23	24
25	26	27	28	29	/	30

- Early Dismissal Students**
- High School 1:40 pm
  - Jr. High School 1:40 pm
  - Elementary (1-6) 12:45 pm
  - Pre-K & Kinder 12:15 pm

### OCTOBER 2022

S	M	T	W	T	F	S
						1
2	3	4	5	6	7	8
9	10	★	12	13	14	15
16	17	18	19	20	21	22
23/30	24/31	25	26	27	28	29

### NOVEMBER 2022

S	M	T	W	T	F	S
		1	2	3	4	5
6	7	★	9	10	11	12
13	14	/	16	17	18	19
20	21	22	23	24	25	26
27	28	29	/	30		

### DECEMBER 2022

S	M	T	W	T	F	S
				1	2	3
4	5	6	7	8	/	10
11	12	★	14	15	16	17
18	19	20	21	22	23	24
25	26	27	28	29	30	31

- Students Early Dismissal & Staff Dev.**
- Dec. 16, 2022
  - May 25, 2023

### JANUARY 2023

S	M	T	W	T	F	S
1	2	3	4	5	6	7
8	9	★	11	12	13	14
15	16	17	18	19	20	21
22	23	24	25	26	27	28
29	30	/				

### FEBRUARY 2023

S	M	T	W	T	F	S
			1	2	3	4
5	6	7	8	9	10	11
12	13	★	15	16	17	18
19	20	21	22	23	24	25
26	27	/				

### MARCH 2023

S	M	T	W	T	F	S
			1	2	3	4
5	6	7	8	9	10	11
12	13	14	15	16	17	18
19	20	★	22	23	24	25
26	27	28	29	30	/	31

- New Teacher**
- Aug. 1-5, 2022
- Staff Development**
- Aug. 8-12, 2022

### APRIL 2023

S	M	T	W	T	F	S
						1
2	3	4	5	6	7	8
9	10	★	12	13	/	15
16	17	18	19	20	21	22
23/30	24	25	26	27	/	29

### MAY 2023

S	M	T	W	T	F	S
	1	2	3	4	5	6
7	8	★	10	11	12	13
14	/	16	17	18	19	20
21	22	23	24	25	26	27
28	29	30	/			

### JUNE 2023

S	M	T	W	T	F	S
				1	2	3
4	5	6	7	8	9	10
11	12	★	14	/	16	17
18	19	20	21	22	23	24
25	26	27	28	29	30	31

- High School Graduation**
- May 26, 2023
  - May 27, 2023
- PEIMS**
- Oct. 28, 2022

**Nine Weeks Grading Period**

1st. 9 Weeks	45	October 14 <sup>th</sup>
2nd. 9 Weeks	40	December 16 <sup>th</sup>
1st. Semester	85	December 16 <sup>th</sup>
3rd. 9 Weeks	48	March 10 <sup>th</sup>
4th. 9 Weeks	47	May 25 <sup>th</sup>
2nd. Semester	95	May 25 <sup>th</sup>
<b>Total</b>	<b>180 Days</b>	

**Make-up Days**  
 Nov. 21 & 22, 2022  
 April 10, 2023

**First Class Day**  
 August 15, 2022

**Work Days**  
 January 2, 2023  
 May 26, 2023

- Holidays**
- Fourth of July - July 4
  - Thanksgiving - Nov. 21-25
  - Christmas - Dec. 19 - 30
  - Stockshow - Jan. 20
  - Spring Break - March 13 - 17
  - Easter - April 7 - 10
  - Memorial Day - May 29

"The Eagle Pass Independent School District is an Equal Opportunity Employer M/W/V/D"

