



Alsea SD - Preliminary Report 2025 Oregon SHS Data Highlights (6th Grade)

This summary provides preliminary results from the 2025 Oregon Student Health Survey (SHS) on key measures related to students' health and well-being and risk factors that impact academic outcomes.

Report Sections:

Student Health
School Climate and Culture
Bullying
Lifetime Substance Use

Participation

Preliminary 6th-grade data are displayed when there are a minimum number of 10 responses. Since preliminary results are being presented before the confirmation of valid responses, final school and district results may differ slightly from these preliminary results.

Alsea SD - Alsea Charter School

Enrollment for the 6th Grade: 17

Response Counts

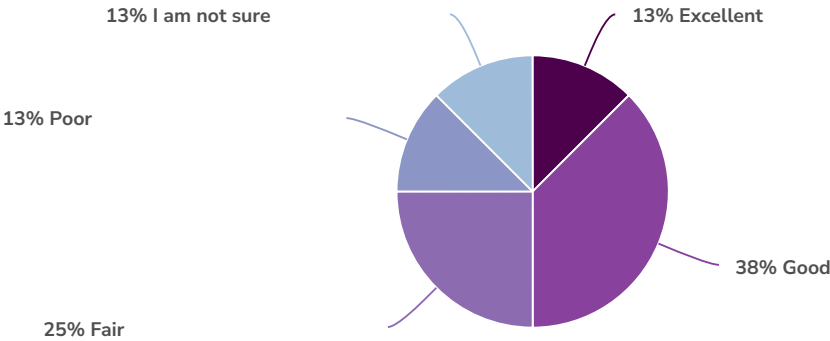


Totals: 10

Student Health

1. Emotional and Mental Health

Question: "Would you say that in general your emotional and mental health is..."

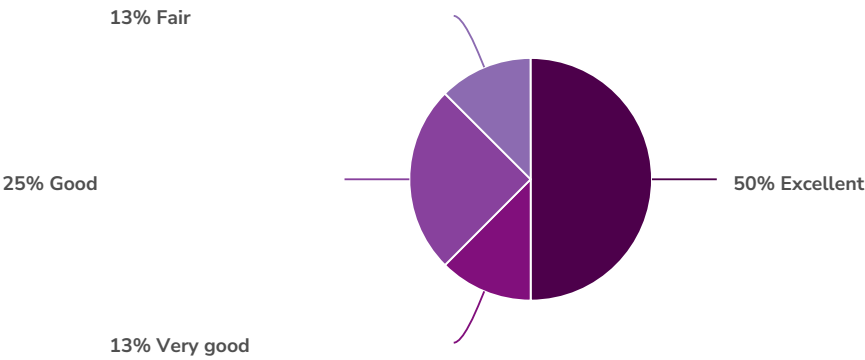


Value	Percent	Responses
Excellent	12.5% <div><div></div></div>	1
Good	37.5% <div><div></div></div>	3
Fair	25.0% <div><div></div></div>	2
Poor	12.5% <div><div></div></div>	1
I am not sure	12.5% <div><div></div></div>	1

Totals: 8

2. Physical Health

Question: "Would you say that in general your physical health is..."

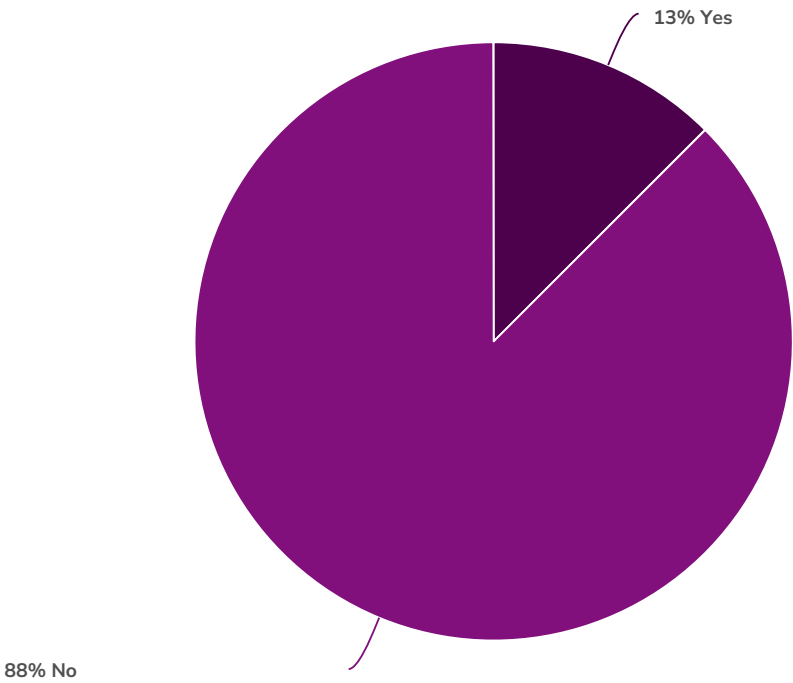


Value	Percent	Responses
Excellent	50.0%	4
Very good	12.5%	1
Good	25.0%	2
Fair	12.5%	1

Totals: 8

3. Self-Harm

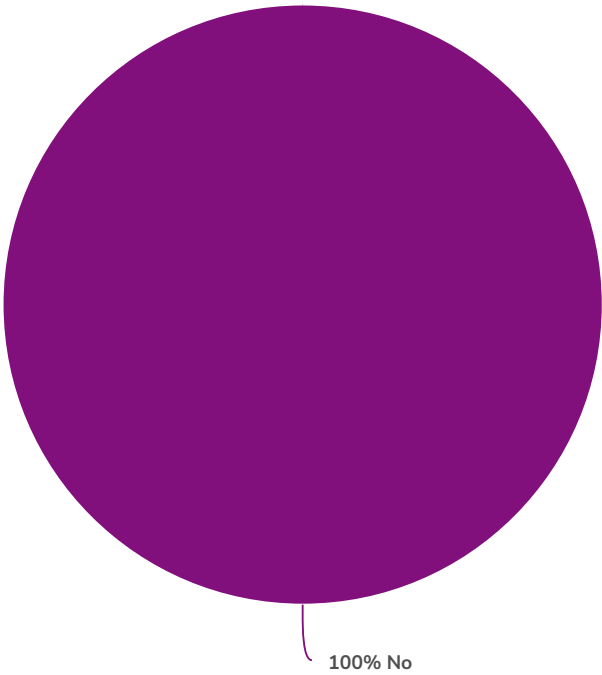
Question: "During the past year, did you do something to purposely hurt yourself without wanting to die, such as cutting or burning yourself on purpose?"



Value	Percent	Responses
Yes	12.5%	1
No	87.5%	7
Totals: 8		

4. Suicide Ideation

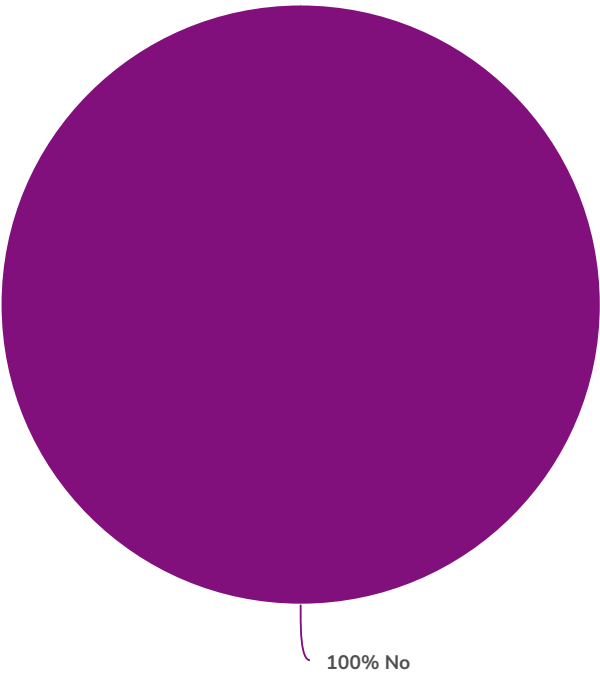
Question: "During the past year, did you ever consider attempting suicide?"



Value	Percent	Responses
No	100.0%	8
		Totals: 8

5. Suicide Attempt

Question: "During the past year did you attempt suicide?"

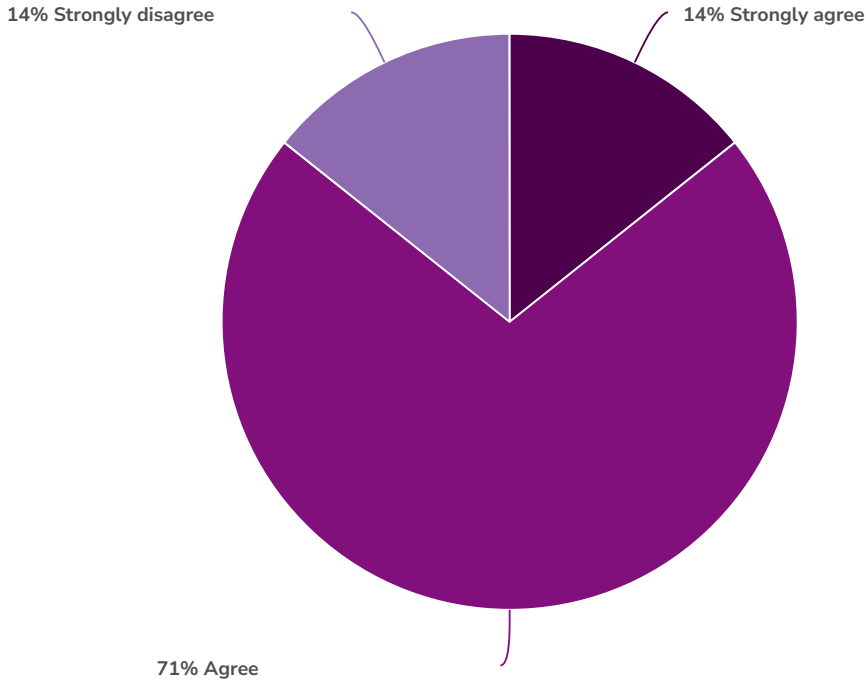


Value	Percent	Responses
No	100.0%	7
		Totals: 7

School Climate and Culture

6. Happiness at School

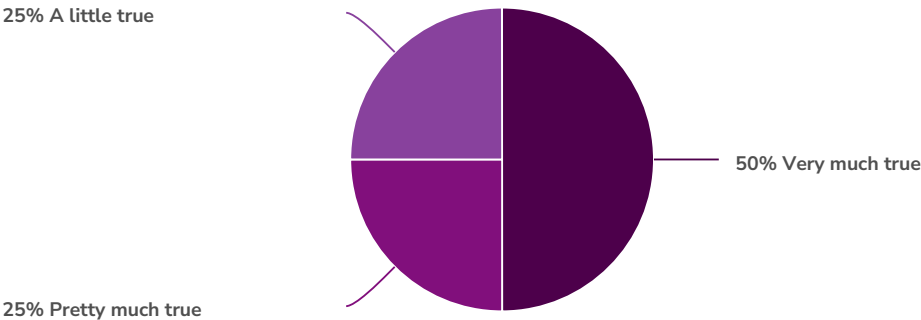
Question: "Since you spend a large amount of your time at school, we want to know how you feel about your school. Please tell us how strongly you agree or disagree with the next statements.: I am happy to be at this school."



Value	Percent	Responses
Strongly agree	14.3% <div><div></div></div>	1
Agree	71.4% <div><div></div></div>	5
Strongly disagree	14.3% <div><div></div></div>	1
		Totals: 7

7. Caring Teachers

Question: "Since you spend a large amount of your time at school, we want to know how you feel about your school. Please tell us how strongly you agree or disagree with the next statements.: There is at least one teacher or other adult in my school that really cares about me."

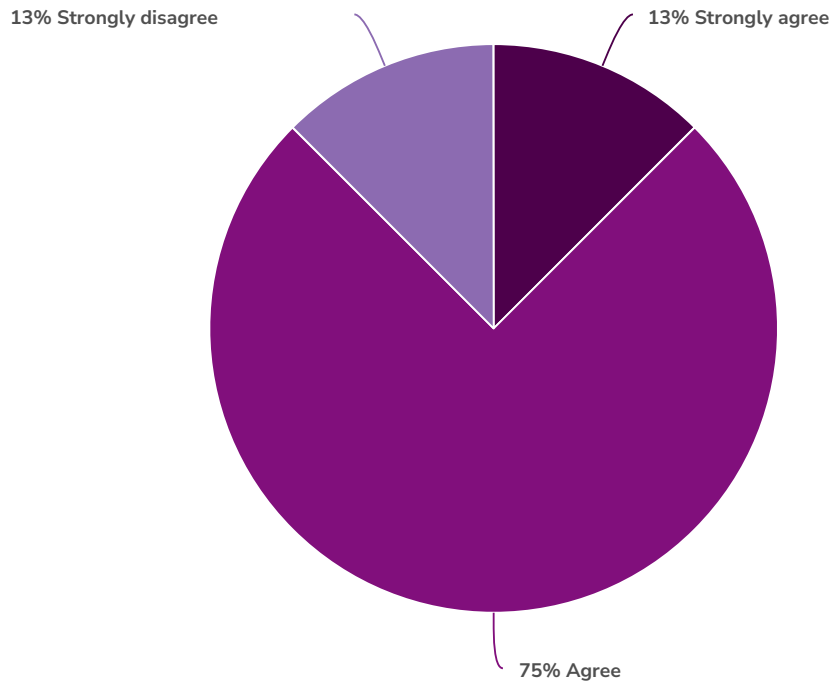


Value	Percent	Responses
Very much true	50.0% <div><div></div></div>	4
Pretty much true	25.0% <div><div></div></div>	2
A little true	25.0% <div><div></div></div>	2

Totals: 8

8. School Safety

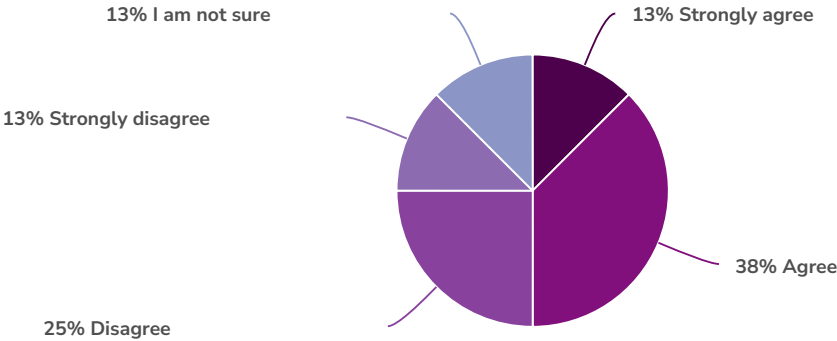
Question: "Since you spend a large amount of your time at school, we want to know how you feel about your school. Please tell us how strongly you agree or disagree with the next statements.: I feel safe at my school."



Value	Percent	Responses
Strongly agree	12.5% <div><div></div></div>	1
Agree	75.0% <div><div></div></div>	6
Strongly disagree	12.5% <div><div></div></div>	1
		Totals: 8

9. Ease of Talking to Teachers & Other Adults at School

Question: "Since you spend a large amount of your time at school, we want to know how you feel about your school. Please tell us how strongly you agree or disagree with the next statements.: It is easy to talk with teachers and other adults at this school."




Value	Percent	Responses
Strongly agree	12.5% <div><div></div></div>	1
Agree	37.5% <div><div></div></div>	3
Disagree	25.0% <div><div></div></div>	2
Strongly disagree	12.5% <div><div></div></div>	1
I am not sure	12.5% <div><div></div></div>	1
		Totals: 8

Bullying

10. Bullying at School

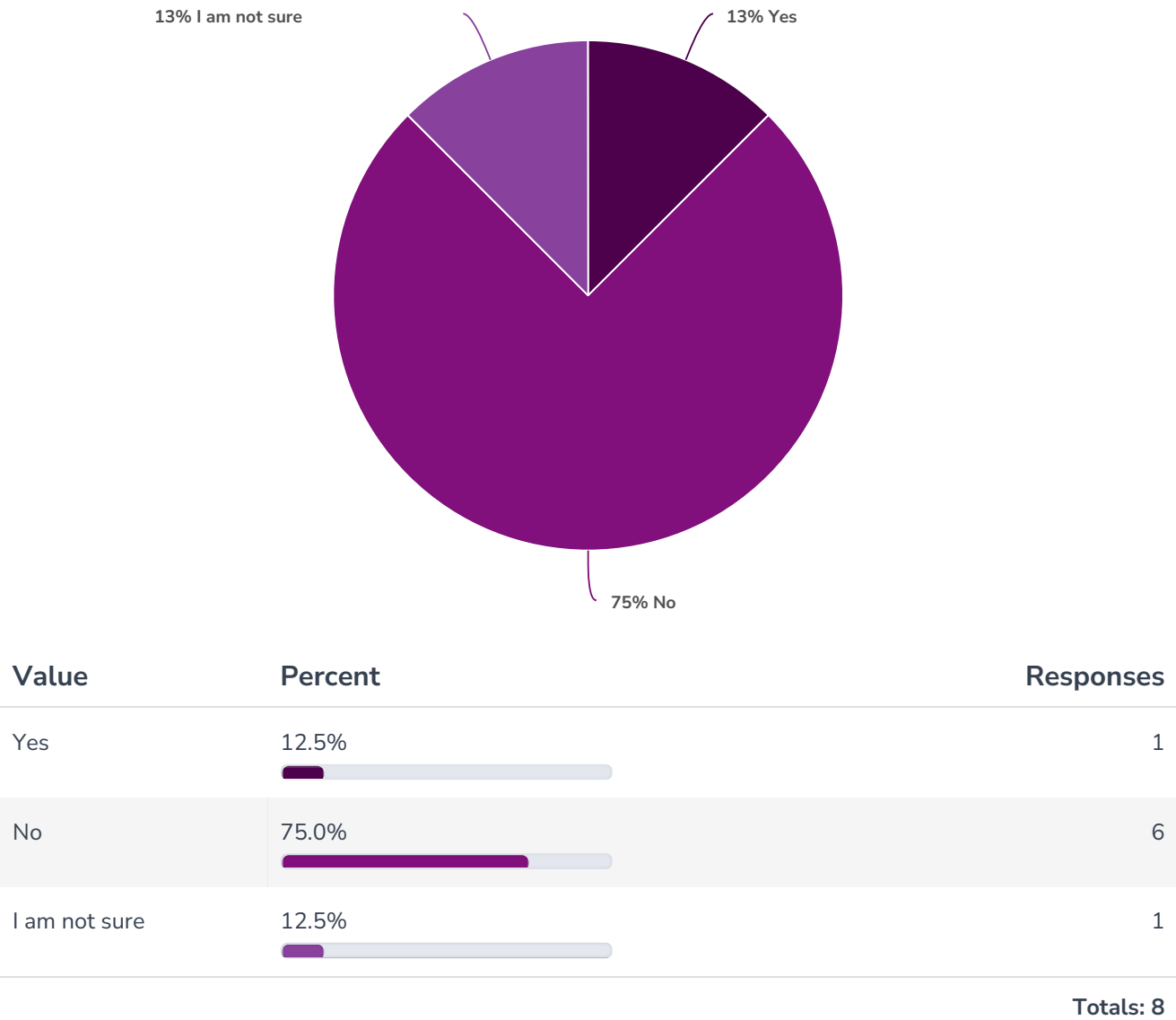
Question: "During the past 12 months, have you ever been bullied on school property?"



Value	Percent	Responses
Yes	50.0% <div><div></div></div>	4
No	25.0% <div><div></div></div>	2
I am not sure	25.0% <div><div></div></div>	2
		Totals: 8

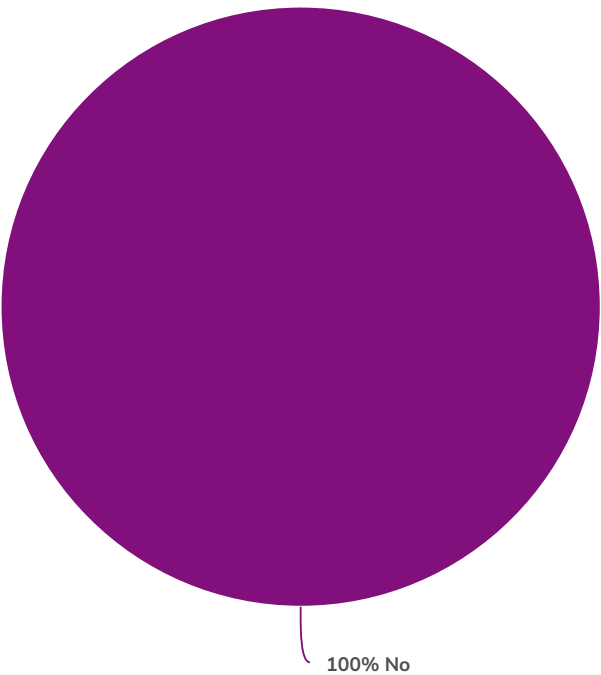
11. Bullying Not at School

Question: "During the past 12 months, have you ever been bullied when you were not on school property?"



12. Bulling Online

Question: "During the past 12 months, have you ever been electronically bullied? Count being bullied through texting, Instagram, other social media, online gaming, or livestreaming."

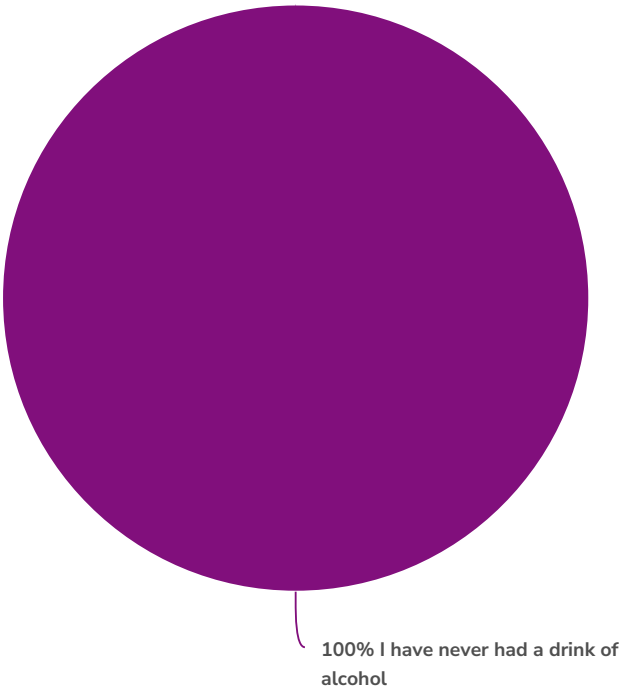


Value	Percent	Responses
No	100.0%	8
		Totals: 8

Lifetime Substance Use

13. Lifetime Alcohol Consumption

Question: "Have you ever had a drink of alcohol other than a few sips?"

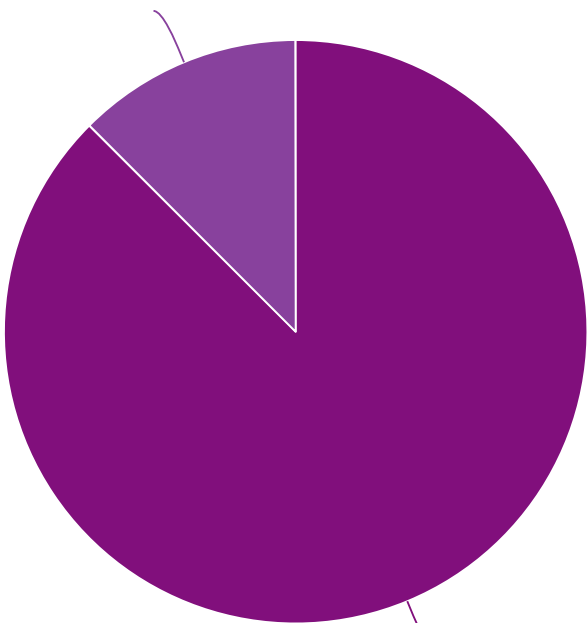


Value	Percent	Responses
I have never had a drink of alcohol	100.0%	8
		Totals: 8

14. Lifetime Marijuana Consumption

Question: "Have you ever used marijuana in any form?"

13% I am not sure



88% I have never used marijuana or cannabis

Value	Percent	Responses
I have never used marijuana or cannabis	87.5%	7
I am not sure	12.5%	1

Totals: 8