

San Elizario I.S.D.  
 Statement of Interest Earned  
 For The One Month Ending March 31, 2026

General Fund	\$	328,571.57
Interest & Sinking (Debt Service) Fund	\$	13,487.09
Capital Projects Fund	\$	12,512.19
Health Insurance Fund	\$	129.74
Workers Compensation Fund	\$	41,490.04
<b>Total</b>	<b>\$</b>	<b><u>396,190.63</u></b>

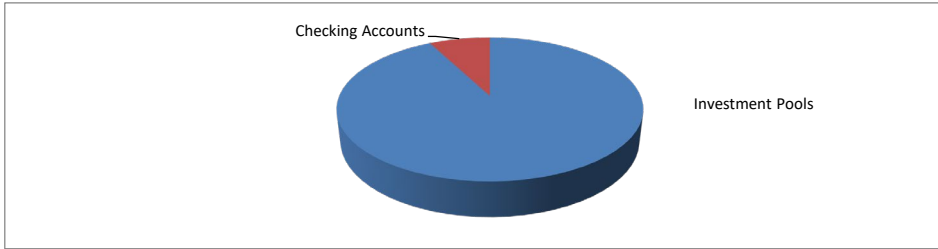
We, the undersigned Investment Officers, do hereby certify that the above investment information, is in compliance with Board Policy (CDA Local) and requirements stated in Sec. 2256.023 of the PFIA.

*Elizabeth Perez*  
 Chief Financial Officer

April 30, 2026  
 Date

**Portfolio Diversification**

By Investment Type	Current Market Value	Portfolio %	Investment Maturity
Investment Pools	\$ 16,159,901	92.32%	Overnight
Checking Accounts	\$ 1,344,085	7.68%	Overnight
	<u>\$ 17,503,987</u>		



**General Fund**

**Wells Fargo- General Operating Checking Account**

<i>Beginning Date</i>	<i>Ending Date</i>	<i>Maturity</i>	<i>Bank Balance</i>	<i>Earnings Allowance</i>	<i>Net Earnings Allowance</i>
01-Jul-25	31-Jul-25	Overnight	\$ 838,994.15	1.20%	\$ 886.16
01-Aug-25	31-Aug-25	Overnight	\$ 607,050.05	1.20%	\$ 842.36
01-Sep-25	30-Sep-25	Overnight	\$ 239,186.25	1.00%	\$ 689.70
01-Oct-25	31-Oct-25	Overnight	\$ 813,294.44	1.00%	\$ 743.11
01-Nov-25	30-Nov-25	Overnight	\$ 1,143,751.69	0.80%	\$ 790.98
01-Dec-25	31-Dec-25	Overnight	\$ 1,244,437.27	0.60%	\$ 682.71
01-Jan-26	31-Jan-26	Overnight	\$ 1,260,446.55	0.60%	\$ 732.85
01-Feb-26	28-Feb-26	Overnight	\$ 1,032,820.60	0.60%	\$ 637.74
01-Mar-26	31-Mar-26	Overnight	\$ 1,040,716.10	0.60%	\$ 659.31
01-Apr-26	30-Apr-26	Overnight			
01-May-26	31-May-26	Overnight			
01-Jun-26	30-Jun-26	Overnight			

Net Earnings Allowance: \$ 6,664.92

*Earnings allowance is earned based on the available bank balance and is used to offset monthly bank analyzed charges.*

**Wells Fargo- Food Service Checking Account**

<i>Beginning Date</i>	<i>Ending Date</i>	<i>Maturity</i>	<i>Bank Balance</i>	<i>Earnings Allowance</i>	<i>Net Earnings Allowance</i>
01-Jul-25	31-Jul-25	Overnight	\$ 132,847.70	0.00%	\$ -
01-Aug-25	31-Aug-25	Overnight	\$ 143,984.60	0.00%	\$ -
01-Sep-25	30-Sep-25	Overnight	\$ 156,125.25	0.00%	\$ -
01-Oct-25	31-Oct-25	Overnight	\$ 170,901.90	0.00%	\$ -
01-Nov-25	30-Nov-25	Overnight	\$ 190,086.11	0.00%	\$ -
01-Dec-25	31-Dec-25	Overnight	\$ 199,193.51	0.00%	\$ -
01-Jan-26	31-Jan-26	Overnight	\$ 208,789.29	0.00%	\$ -
01-Feb-26	28-Feb-26	Overnight	\$ 219,912.12	0.00%	\$ -
01-Mar-26	31-Mar-26	Overnight	\$ 226,413.52	0.00%	\$ -
01-Apr-26	30-Apr-26	Overnight		0.00%	\$ -
01-May-26	31-May-26	Overnight		0.00%	\$ -
01-Jun-26	30-Jun-26	Overnight		0.00%	\$ -

Net Earnings Allowance: \$ -

*This bank balance is combined with the general operating account for the purpose of the earning allowance.*

**Lone Star Investment Pool- Corporate Overnight Plus Fund**

<i>Beginning Date</i>	<i>Ending Date</i>	<i>Maturity</i>	<i>Bank Balance</i>	<i>Interest Rate</i>	<i>Interest Earned</i>
01-Jul-25	31-Jul-25	Overnight	\$ 1,922,931.48	4.44%	\$ 5,819.01
01-Aug-25	31-Aug-25	Overnight	\$ 716,792.31	4.43%	\$ 4,460.75
01-Sep-25	30-Sep-25	Overnight	\$ 4,426,993.63	4.39%	\$ 3,748.94
01-Oct-25	31-Oct-25	Overnight	\$ 3,306,062.05	4.28%	\$ 13,746.31
01-Nov-25	30-Nov-25	Overnight	\$ 2,741,365.93	4.14%	\$ 9,131.80
01-Dec-25	31-Dec-25	Overnight	\$ 5,345,560.39	4.03%	\$ 12,179.74
01-Jan-26	31-Jan-26	Overnight	\$ 5,593,957.40	3.91%	\$ 17,984.60
01-Feb-26	28-Feb-26	Overnight	\$ 4,616,935.06	3.83%	\$ 14,774.83
01-Mar-26	31-Mar-26	Overnight	\$ 4,846,741.47	3.80%	\$ 14,586.01
01-Apr-26	30-Apr-26	Overnight			
01-May-26	31-May-26	Overnight			
01-Jun-26	30-Jun-26	Overnight			

Interest Earned: \$ 96,431.99

**Lone Star Investment Pool- Corporate Overnight Fund**

<i>Beginning Date</i>	<i>Ending Date</i>	<i>Maturity</i>	<i>Bank Balance</i>	<i>Interest Rate</i>	<i>Interest Earned</i>
01-Jul-25	31-Jul-25	Overnight	\$ 217,776.80	4.42%	\$ 813.98
01-Aug-25	31-Aug-25	Overnight	\$ 218,598.17	4.42%	\$ 817.23
01-Sep-25	30-Sep-25	Overnight	\$ 219,382.50	4.37%	\$ 784.33
01-Oct-25	31-Oct-25	Overnight	\$ 220,177.10	4.26%	\$ 794.60
01-Nov-25	30-Nov-25	Overnight	\$ 220,916.97	4.09%	\$ 739.87
01-Dec-25	31-Dec-25	Overnight	\$ 221,659.83	3.96%	\$ 742.86
01-Jan-26	31-Jan-26	Overnight	\$ 222,385.37	3.85%	\$ 725.54
01-Feb-26	28-Feb-26	Overnight	\$ 223,033.68	3.80%	\$ 648.31
01-Mar-26	31-Mar-26	Overnight	\$ 223,749.22	3.78%	\$ 715.54
01-Apr-26	30-Apr-26	Overnight			
01-May-26	31-May-26	Overnight			
01-Jun-26	30-Jun-26	Overnight			

Interest Earned: \$ 6,782.26

**Lone Star Investment Pool- Government Overnight Fund**

<i>Beginning Date</i>	<i>Ending Date</i>	<i>Maturity</i>	<i>Bank Balance</i>	<i>Interest Rate</i>	<i>Interest Earned</i>
01-Jul-25	31-Jul-25	Overnight	\$ 4,761,132.40	4.31%	\$ 17,348.31
01-Aug-25	31-Aug-25	Overnight	\$ 3,100,267.40	4.31%	\$ 16,865.29
01-Sep-25	30-Sep-25	Overnight	\$ 2,597,252.22	4.25%	\$ 9,705.71
01-Oct-25	31-Oct-25	Overnight	\$ 2,640,827.00	4.14%	\$ 9,218.52
01-Nov-25	30-Nov-25	Overnight	\$ 2,763,254.65	3.97%	\$ 8,798.82
01-Dec-25	31-Dec-25	Overnight	\$ 3,290,804.87	3.81%	\$ 9,541.79
01-Jan-26	31-Jan-26	Overnight	\$ 4,016,687.16	3.70%	\$ 11,602.38
01-Feb-26	28-Feb-26	Overnight	\$ 4,560,788.20	3.67%	\$ 12,509.17
01-Mar-26	31-Mar-26	Overnight	\$ 4,688,611.22	3.66%	\$ 14,387.52
01-Apr-26	30-Apr-26	Overnight			
01-May-26	31-May-26	Overnight			
01-Jun-26	30-Jun-26	Overnight			
Interest Earned:					<b>\$ 109,977.51</b>

**Texas CLASS Investment Pool- General Fund**

<i>Beginning Date</i>	<i>Ending Date</i>	<i>Maturity</i>	<i>Bank Balance</i>	<i>Interest Rate</i>	<i>Interest Earned</i>
01-Jul-25	31-Jul-25	Overnight	\$ 3,698,009.69	4.41%	\$ 13,812.13
01-Aug-25	31-Aug-25	Overnight	\$ 3,711,822.53	4.39%	\$ 13,812.84
01-Sep-25	30-Sep-25	Overnight	\$ 3,725,114.46	4.35%	\$ 13,291.93
01-Oct-25	31-Oct-25	Overnight	\$ 3,738,663.74	4.28%	\$ 13,549.28
01-Nov-25	30-Nov-25	Overnight	\$ 3,751,303.72	4.11%	\$ 12,639.98
01-Dec-25	31-Dec-25	Overnight	\$ 3,763,968.94	3.97%	\$ 12,665.22
01-Jan-26	31-Jan-26	Overnight	\$ 3,776,309.85	3.85%	\$ 12,340.91
01-Feb-26	28-Feb-26	Overnight	\$ 3,787,336.69	3.80%	\$ 11,026.84
01-Mar-26	31-Mar-26	Overnight	\$ 3,799,501.72	3.78%	\$ 12,165.03
01-Apr-26	30-Apr-26	Overnight			
01-May-26	31-May-26	Overnight			
01-Jun-26	30-Jun-26	Overnight			
Interest Earned:					<b>\$ 115,304.16</b>

**Wells Fargo- San Elizario High School Account**

<i>Beginning Date</i>	<i>Ending Date</i>	<i>Maturity</i>	<i>Bank Balance</i>	<i>Earnings Allowance</i>	<i>Net Earnings Allowance</i>
01-Jul-25	31-Jul-25	Overnight	\$ 14,782.53	0.68%	\$ 8.55
01-Aug-25	31-Aug-25	Overnight	\$ 15,560.42	0.68%	\$ 8.73
01-Sep-25	30-Sep-25	Overnight	\$ 17,899.36	0.64%	\$ 8.78
01-Oct-25	31-Oct-25	Overnight	\$ 18,729.30	0.58%	\$ 8.95
01-Nov-25	30-Nov-25	Overnight	\$ 19,385.43	0.48%	\$ 7.55
01-Dec-25	31-Dec-25	Overnight	\$ 20,237.33	0.48%	\$ 8.10
01-Jan-26	31-Jan-26	Overnight	\$ 20,833.91	0.48%	\$ 8.37
01-Feb-26	28-Feb-26	Overnight	\$ 21,131.01	0.48%	\$ 7.72
01-Mar-26	31-Mar-26	Overnight	\$ 22,071.85	0.48%	\$ 8.90
01-Apr-26	30-Apr-26	Overnight			
01-May-26	31-May-26	Overnight			
01-Jun-26	30-Jun-26	Overnight			
Interest Earned:					<b>\$ 75.65</b>

Total General Fund Interest Earned **\$ 328,571.57**

**Interest & Sinking Fund (Debt Service)**

**Lone Star Investment Pool- Corporate Overnight Plus Fund**

<i>Beginning Date</i>	<i>Ending Date</i>	<i>Maturity</i>	<i>Bank Balance</i>	<i>Interest Rate</i>	<i>Interest Earned</i>
01-Jul-25	31-Jul-25	Overnight	\$ 141,771.92	4.44%	\$ 532.47
01-Aug-25	31-Aug-25	Overnight	\$ 142,305.81	4.43%	\$ 533.89
01-Sep-25	30-Sep-25	Overnight	\$ 142,818.86	4.39%	\$ 513.05
01-Oct-25	31-Oct-25	Overnight	\$ 143,338.42	4.28%	\$ 519.56
01-Nov-25	30-Nov-25	Overnight	\$ 143,825.62	4.14%	\$ 487.20
01-Dec-25	31-Dec-25	Overnight	\$ 144,317.40	4.03%	\$ 491.78
01-Jan-26	31-Jan-26	Overnight	\$ 144,796.85	3.91%	\$ 479.45
01-Feb-26	28-Feb-26	Overnight	\$ 145,221.82	3.83%	\$ 424.97
01-Mar-26	31-Mar-26	Overnight	\$ 145,690.70	3.80%	\$ 468.88
01-Apr-26	30-Apr-26	Overnight			
01-May-26	31-May-26	Overnight			
01-Jun-26	30-Jun-26	Overnight			
Interest Earned:					<u>\$ 4,451.25</u>

**Lone Star Investment Pool- Government Overnight Fund**

<i>Beginning Date</i>	<i>Ending Date</i>	<i>Maturity</i>	<i>Bank Balance</i>	<i>Interest Rate</i>	<i>Interest Earned</i>
01-Jul-25	31-Jul-25	Overnight	\$ 163,823.95	4.31%	\$ 592.59
01-Aug-25	31-Aug-25	Overnight	\$ 169,462.90	4.31%	\$ 608.66
01-Sep-25	30-Sep-25	Overnight	\$ 177,880.42	4.25%	\$ 608.36
01-Oct-25	31-Oct-25	Overnight	\$ 186,226.39	4.14%	\$ 644.13
01-Nov-25	30-Nov-25	Overnight	\$ 213,529.07	3.97%	\$ 651.18
01-Dec-25	31-Dec-25	Overnight	\$ 337,067.14	3.81%	\$ 834.38
01-Jan-26	31-Jan-26	Overnight	\$ 507,484.28	3.70%	\$ 1,359.14
01-Feb-26	28-Feb-26	Overnight	\$ 635,066.75	3.67%	\$ 1,712.43
01-Mar-26	31-Mar-26	Overnight	\$ 663,598.44	3.67%	\$ 2,024.97
01-Apr-26	30-Apr-26	Overnight			
01-May-26	31-May-26	Overnight			
01-Jun-26	30-Jun-26	Overnight			
Interest Earned:					<u>\$ 9,035.84</u>

Total Debt Service Fund Interest Earned \$ 13,487.09

**Capital Projects Fund**

**2015 Bond Construction Fund - Government Overnight Fund**

<i>Beginning Date</i>	<i>Ending Date</i>	<i>Maturity</i>	<i>Bank Balance</i>	<i>Interest Rate</i>	<i>Interest Earned</i>
01-Jul-25	31-Jul-25	Overnight	\$ 414,582.28	4.31%	\$ 1,513.14
01-Aug-25	31-Aug-25	Overnight	\$ 416,099.83	4.31%	\$ 1,517.55
01-Sep-25	30-Sep-25	Overnight	\$ 417,553.80	4.25%	\$ 1,453.97
01-Oct-25	31-Oct-25	Overnight	\$ 419,022.50	4.14%	\$ 1,468.70
01-Nov-25	30-Nov-25	Overnight	\$ 420,388.83	3.97%	\$ 1,366.33
01-Dec-25	31-Dec-25	Overnight	\$ 421,747.87	3.81%	\$ 1,359.04
01-Jan-26	31-Jan-26	Overnight	\$ 423,071.88	3.70%	\$ 1,324.01
01-Feb-26	28-Feb-26	Overnight	\$ 424,264.18	3.67%	\$ 1,192.30
01-Mar-26	31-Mar-26	Overnight	\$ 425,581.33	3.66%	\$ 1,317.15
01-Apr-26	30-Apr-26	Overnight			
01-May-26	31-May-26	Overnight			
01-Jun-26	30-Jun-26	Overnight			
Interest Earned:					<u>\$ 12,512.19</u>

Total Capital Projects Fund Interest Earned \$ 12,512.19

**Health Insurance Fund****Wells Fargo- Health Insurance**

<i>Beginning Date</i>	<i>Ending Date</i>	<i>Maturity</i>	<i>Bank Balance</i>	<i>Interest Rate</i>	<i>Interest Earned</i>
01-Jul-25	31-Jul-25	Overnight	\$ 75,186.24	0.68%	\$ 20.16
01-Aug-25	31-Aug-25	Overnight	\$ 46,781.69	0.68%	\$ 22.23
01-Sep-25	30-Sep-25	Overnight	\$ 30,805.10	0.64%	\$ 20.44
01-Oct-25	31-Oct-25	Overnight	\$ 14,884.65	0.57%	\$ 7.42
01-Nov-25	30-Nov-25	Overnight	\$ 18,432.76	0.48%	\$ 22.64
01-Dec-25	31-Dec-25	Overnight	\$ 27,712.09	0.48%	\$ 6.19
01-Jan-26	31-Jan-26	Overnight	\$ 4,249.79	0.48%	\$ 9.03
01-Feb-26	28-Feb-26	Overnight	\$ 8,511.31	0.48%	\$ 11.63
01-Mar-26	31-Mar-26	Overnight	\$ 24,551.85	0.48%	\$ 10.00
01-Apr-26	30-Apr-26	Overnight			
01-May-26	31-May-26	Overnight			
01-Jun-26	30-Jun-26	Overnight			

Interest Earned: \$ 129.74Total Health Insurance Fund Interest Earned \$ 129.74**Workers Compensation Fund****Wells Fargo- Worker's Compensation**

<i>Beginning Date</i>	<i>Ending Date</i>	<i>Maturity</i>	<i>Bank Balance</i>	<i>Interest Rate</i>	<i>Interest Earned</i>
01-Jul-25	31-Jul-25	Overnight	\$ 19,529.14	0.68%	\$ 11.76
01-Aug-25	31-Aug-25	Overnight	\$ 18,657.22	0.68%	\$ 11.08
01-Sep-25	30-Sep-25	Overnight	\$ 17,909.80	0.64%	\$ 9.58
01-Oct-25	31-Oct-25	Overnight	\$ 11,620.08	0.58%	\$ 7.32
01-Nov-25	30-Nov-25	Overnight	\$ 10,052.10	0.48%	\$ 4.27
01-Dec-25	31-Dec-25	Overnight	\$ 6,196.47	0.48%	\$ 3.45
01-Jan-26	31-Jan-26	Overnight	\$ 20,566.82	0.48%	\$ 4.34
01-Feb-26	28-Feb-26	Overnight	\$ 28,699.21	0.48%	\$ 7.72
01-Mar-26	31-Mar-26	Overnight	\$ 30,332.05	0.48%	\$ 11.45
01-Apr-26	30-Apr-26	Overnight			
01-May-26	31-May-26	Overnight			
01-Jun-26	30-Jun-26	Overnight			

Interest Earned: \$ 70.97**Lone Star Investment Pool- Corporate Overnight Fund**

<i>Beginning Date</i>	<i>Ending Date</i>	<i>Maturity</i>	<i>Bank Balance</i>	<i>Interest Rate</i>	<i>Interest Earned</i>
01-Jul-25	31-Jul-25	Overnight	\$ 1,329,979.23	4.42%	\$ 4,971.01
01-Aug-25	31-Aug-25	Overnight	\$ 1,334,970.11	4.42%	\$ 4,990.88
01-Sep-25	30-Sep-25	Overnight	\$ 1,339,759.96	4.37%	\$ 4,789.85
01-Oct-25	31-Oct-25	Overnight	\$ 1,344,612.54	4.26%	\$ 4,852.58
01-Nov-25	30-Nov-25	Overnight	\$ 1,349,130.89	4.09%	\$ 4,518.35
01-Dec-25	31-Dec-25	Overnight	\$ 1,353,667.52	3.96%	\$ 4,536.63
01-Jan-26	31-Jan-26	Overnight	\$ 1,358,098.34	3.85%	\$ 4,430.82
01-Feb-26	28-Feb-26	Overnight	\$ 1,362,057.53	3.80%	\$ 3,959.19
01-Mar-26	31-Mar-26	Overnight	\$ 1,366,427.29	3.78%	\$ 4,369.76
01-Apr-26	30-Apr-26	Overnight			
01-May-26	31-May-26	Overnight			
01-Jun-26	30-Jun-26	Overnight			

Interest Earned: \$ 41,419.07Total Worker's Compensation Fund Interest Earned : \$ 41,490.04

**First Public**  
12007 Research Blvd.  
Austin, Texas 78759  
800-558-8875 • firstpublic.com

*Custodian Bank: State Street Bank*

*Investment Managers:  
American Beacon Advisors and  
Mellon Investments Corp (Dreyfus)*

*A TASBO Strategic Partner*



*The Official Investment Pool of*



**Lone Star Monthly Performance Update**

The Lone Star Information Statement should be read carefully before investing. Investors should consider the investment objectives, risks, charges, and expenses associated with this or any security prior to investing. Investment in Lone Star Investment Pool is not insured or guaranteed by the Federal Deposit Insurance Corporation (FDIC) or any other government agency, and although Lone Star seeks to preserve the value of the investment at a fixed share price, it is possible to lose money by investing in Lone Star. For further information or for an Information Statement, contact First Public at 800.558.8875. The return information is net of all current operating expenses. The return represents past performance and is no indication of future results.

First Public is a registered broker dealer with the Securities and Exchange Commission, the Financial Industry Regulatory Authority, and the Municipal Securities Rulemaking Board. First Public is not acting as a municipal advisor and is not providing advice or recommending any action to any municipal entity (including governmental entities under Section 15B of the U.S. Securities Exchange Act) or any of such entity's obligated persons. First Public does not assume or owe any fiduciary duty under Section 15B of the U.S. Securities Exchange Act with respect to the information contained herein. Please consult your professional and legal advisors and fiduciaries before acting on any of this information.

# Fund Performance Update

March 31, 2026

Comments by Mellon, Investment Manager

The financial markets in the US and globally experienced significant volatility in March as the attacks on Iran by the US and Israel caused uncertainty and a surge in oil prices. US Treasury yields rose by 44 basis points (bps) during the month on concerns that a disruption in the oil supply would lead to widespread inflation. Despite a rally on the last day of March, equity prices fell sharply during the month as the Dow Jones Industrial Average, S&P 500, and Nasdaq-100 indexes were lower by 5.2%, 4.9%, and 4.7%, respectively. The Federal Open Market Committee (FOMC) left policy rates unchanged at 3.5% to 3.75% at its March meeting. Changes in the FOMC policy statement were minimal. The unemployment rate was described as "little changed" from "shown some signs of stabilization." A statement underscoring the implications of the Middle East conflict on the economy being uncertain was added. At the end of March, the Fed funds futures market was pricing in little chance of a change in the policy rate in 2026.

**Active Participants This Month**

Schools and Colleges	606
Other Governmental Entities	96
<i>Total</i>	<i>702</i>



**Thank you for celebrating 30+ years with us!**

Throughout the coming year, the following list will be updated as we recognize all ongoing accounts that have been with Lone Star for 30 years or more.

- |                      |                  |                 |
|----------------------|------------------|-----------------|
| Bremond ISD          | Zavalla ISD      | Mabank ISD      |
| San Benito CISD      | Fort Davis ISD   | Harleton ISD    |
| Odem-Edroy ISD       | Whitehouse ISD   | Brownsville ISD |
| Dalhart ISD          | Tarkington ISD   | Caddo Mills ISD |
| Hico ISD             | Llano ISD        | Eastland ISD    |
| Friendswood ISD      | Aubrey ISD       | Eagle Pass ISD  |
| Gregory-Portland ISD | Canyon ISD       | Duncanville ISD |
| Panhandle ISD        | Marble Falls ISD |                 |

## Government Overnight Fund

### Return Information

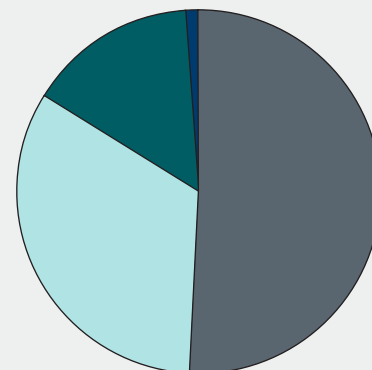
March 31, 2026

Average Monthly Return (a)	3.66%
SEC 7-day Fund Yield (b)	3.65%
Weighted Average Maturity One (c)	30 days
Weighted Average Maturity Two (c)	102 days
Portfolio Maturing beyond One Year	9%
Net Asset Value (NAV)	\$1.00
Annualized Expense Ratio	0.06%
Standard & Poor's Rating	AAAm

### Inventory Position

	Book Value	Market Value
Cash/Repo	2,510,101,955.55	2,510,101,955.55
US Treasuries	1,149,764,928.40	1,149,796,983.68
Agencies	3,824,662,651.07	3,824,692,450.07
Money Market Funds	85,137,221.16	85,137,221.16
<b>Total Assets</b>	<b>7,569,666,756.18</b>	<b>7,569,728,610.46</b>

### Investment Distribution



Agencies	51%
Cash Repo	33%
Treasuries	15%
Money Market	1%

(a) The return information represents the average annualized rate of return on investments for the time period referenced. Return rates reflect a partial waiver of the Lone Star Investment Pool operating expense. Past performance is no guarantee of future results.

# Corporate Overnight Fund

## Return Information

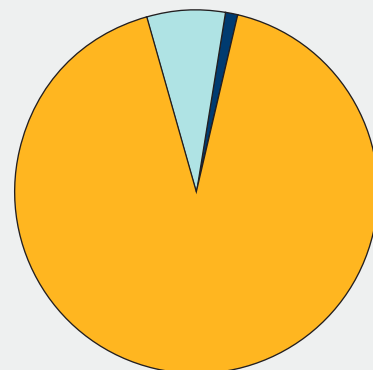
March 31, 2026

Average Monthly Return (a)	3.78%
SEC 7-day Fund Yield (b)	3.78%
Weighted Average Maturity One (c)	45 days
Weighted Average Maturity Two (c)	77 days
Portfolio Maturing beyond One Year	0%
Net Asset Value (NAV)	\$1.00
Annualized Expense Ratio	0.06%
Standard & Poor's Rating	AAAm

## Inventory Position

	Book Value	Market Value
Cash/Repo	322,801,636.46	322,801,636.46
US Treasuries	-	-
Agencies	-	-
Commercial Paper	4,390,584,925.27	4,389,448,608.27
Money Market Funds	53,349,591.76	53,349,591.76
<b>Total Assets</b>	<b>4,766,736,153.49</b>	<b>4,765,599,836.49</b>

## Investment Distribution



Commercial Paper	92%
Cash/Repo	7%
Money Market	1%

(b)

**SEC 7-Day Yield Calculation**

$$\text{Yield} = 2 \left[ \left[ \frac{a-b}{cd} + 1 \right]^6 - 1 \right]$$

*a - Dividend and interest income  
b - Expenses accrued for the period  
c - Average daily number of shares outstanding during the period that was entitled to dividends  
d - Maximum offering price per share on the last day of the period*

## Corporate Overnight Plus Fund

### Return Information

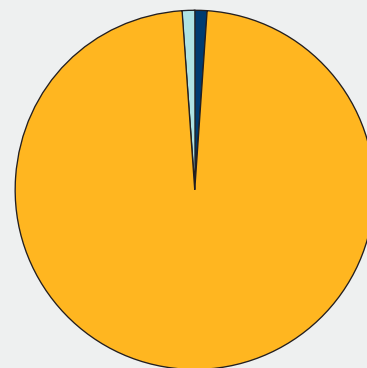
March 31, 2026

Average Monthly Return (a)	3.80%
SEC 7-day Fund Yield (b)	3.81%
Weighted Average Maturity One (c)	65 days
Weighted Average Maturity Two (c)	102 days
Portfolio Maturing beyond One Year	0%
Net Asset Value (NAV)	\$1.00
Annualized Expense Ratio	0.06%
Standard & Poor's Rating	AAAf/S1+

### Inventory Position


	Book Value	Market Value
Cash/Repo	160,672,602.65	160,672,602.65
US Treasuries	-	-
Agencies	-	-
Commercial Paper	12,933,697,732.29	12,929,706,573.37
Money Market Funds	50,928,341.86	50,928,341.86
<b>Total Assets</b>	<b>13,145,298,676.80</b>	<b>13,141,307,517.88</b>

### Investment Distribution



Commercial Paper	98%
Cash/Repo	1%
Money Market	1%

(c) The Weighted Average Maturity One calculation uses the industry standard definition of state maturity for floating rate instruments, the number of days until the next reset date. The Weighted Average Maturity Two calculation uses the final maturity of any floating rate instruments, as opined in Texas Attorney General Opinion No. JC0359.



Texas CLASS

Texas CLASS

Date	Dividend Rate	Daily Yield
03/01/2026	0.00000000	3.7981%
03/02/2026	0.000104298	3.8068%
03/03/2026	0.000104237	3.8047%
03/04/2026	0.000104114	3.8002%
03/05/2026	0.000103793	3.7884%
03/06/2026	0.000310851	3.7815%
03/07/2026	0.00000000	3.7815%
03/08/2026	0.00000000	3.7815%
03/09/2026	0.000103570	3.7803%
03/10/2026	0.000103395	3.7739%
03/11/2026	0.000103291	3.7701%
03/12/2026	0.000103228	3.7695%
03/13/2026	0.000309957	3.7712%
03/14/2026	0.00000000	3.7712%
03/15/2026	0.00000000	3.7712%
03/16/2026	0.000103629	3.7824%
03/17/2026	0.000103682	3.7844%
03/18/2026	0.000103229	3.7679%
03/19/2026	0.000102952	3.7577%
03/20/2026	0.000308949	3.7589%
03/21/2026	0.00000000	3.7589%
03/22/2026	0.00000000	3.7589%
03/23/2026	0.000102931	3.7570%
03/24/2026	0.000102925	3.7568%
03/25/2026	0.000103281	3.7698%
03/26/2026	0.000103437	3.7755%
03/27/2026	0.000310599	3.7790%
03/28/2026	0.00000000	3.7790%
03/29/2026	0.00000000	3.7790%
03/30/2026	0.000103322	3.7712%
03/31/2026	0.000103479	3.7770%

Performance results are shown net of all fees and expenses and reflect the reinvestment of dividends and other earnings. Many factors affect performance including changes in market conditions and interest rates and in response to other economic, political, or financial developments. Investment involves risk including the possible loss of principal. No assurance can be given that the performance objectives of a given strategy will be achieved. **Past performance is no guarantee of future results. Any financial and/or investment decision may incur losses.**