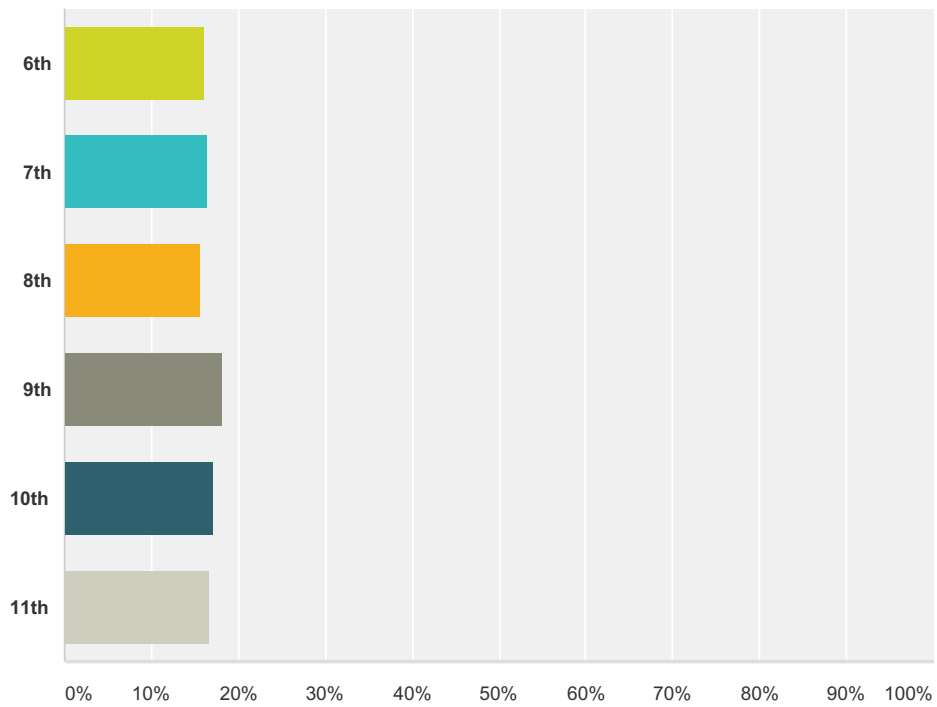


### Q1 What is your grade level? (2015 - 2016 school year)

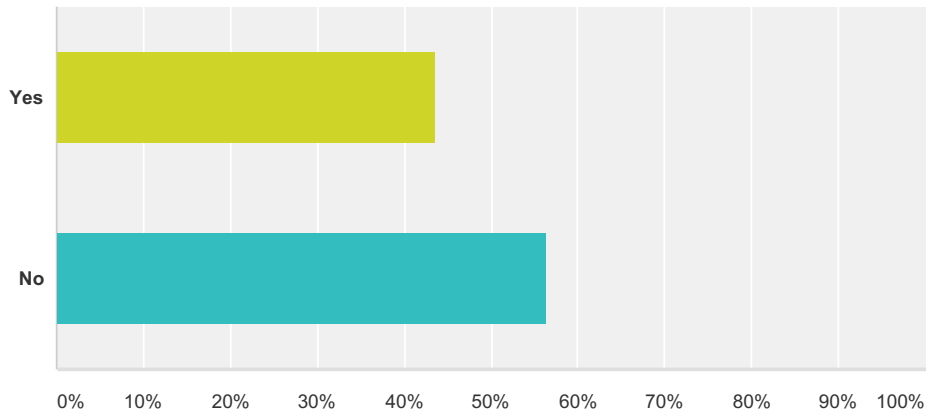
Answered: 774 Skipped: 0



Answer Choices	Responses	
6th	16.15%	125
7th	16.41%	127
8th	15.63%	121
9th	18.09%	140
10th	17.05%	132
11th	16.67%	129
<b>Total</b>		<b>774</b>

## Q2 Do you currently participate in a sport at your school?

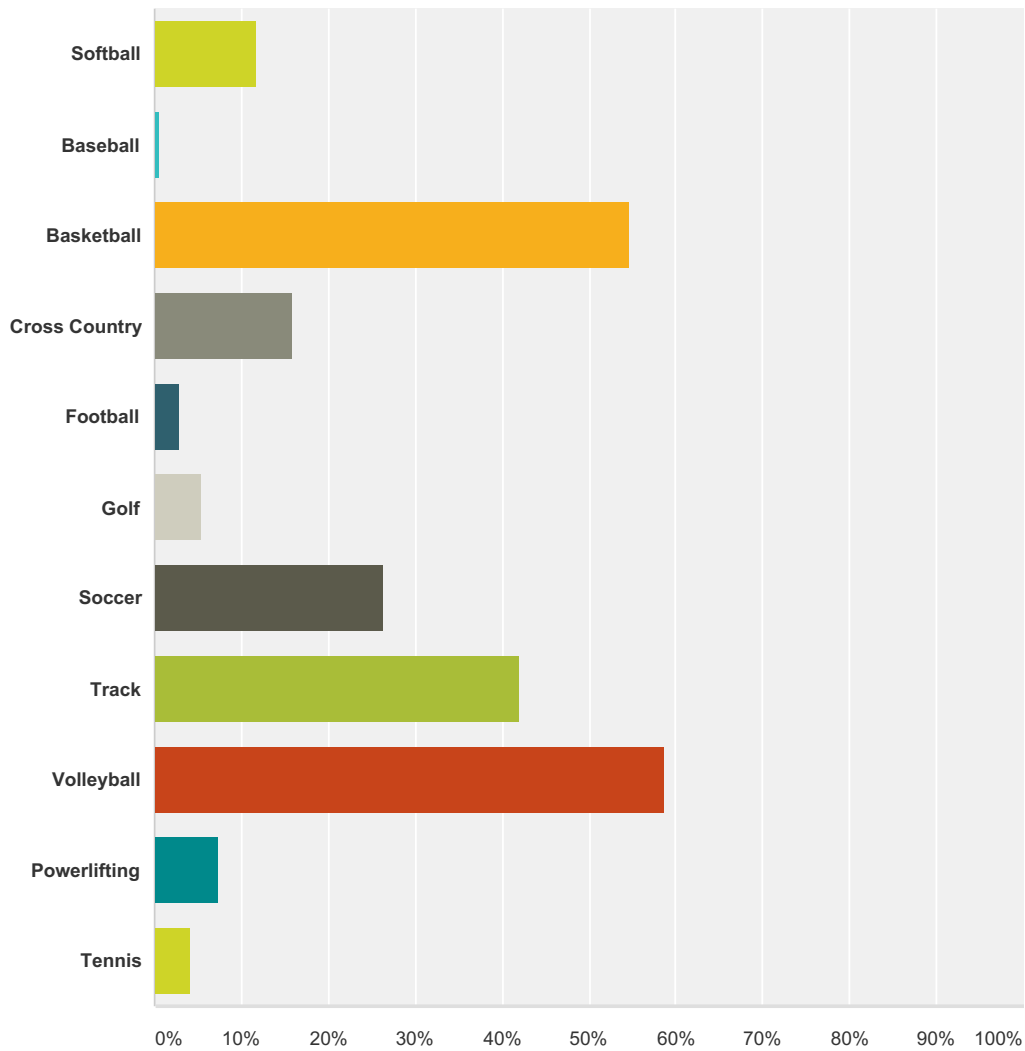
Answered: 774 Skipped: 0



Answer Choices	Responses	
Yes	43.67%	338
No	56.33%	436
<b>Total</b>		<b>774</b>

### Q3 Check all sports that you participate in this school year.

Answered: 315 Skipped: 459



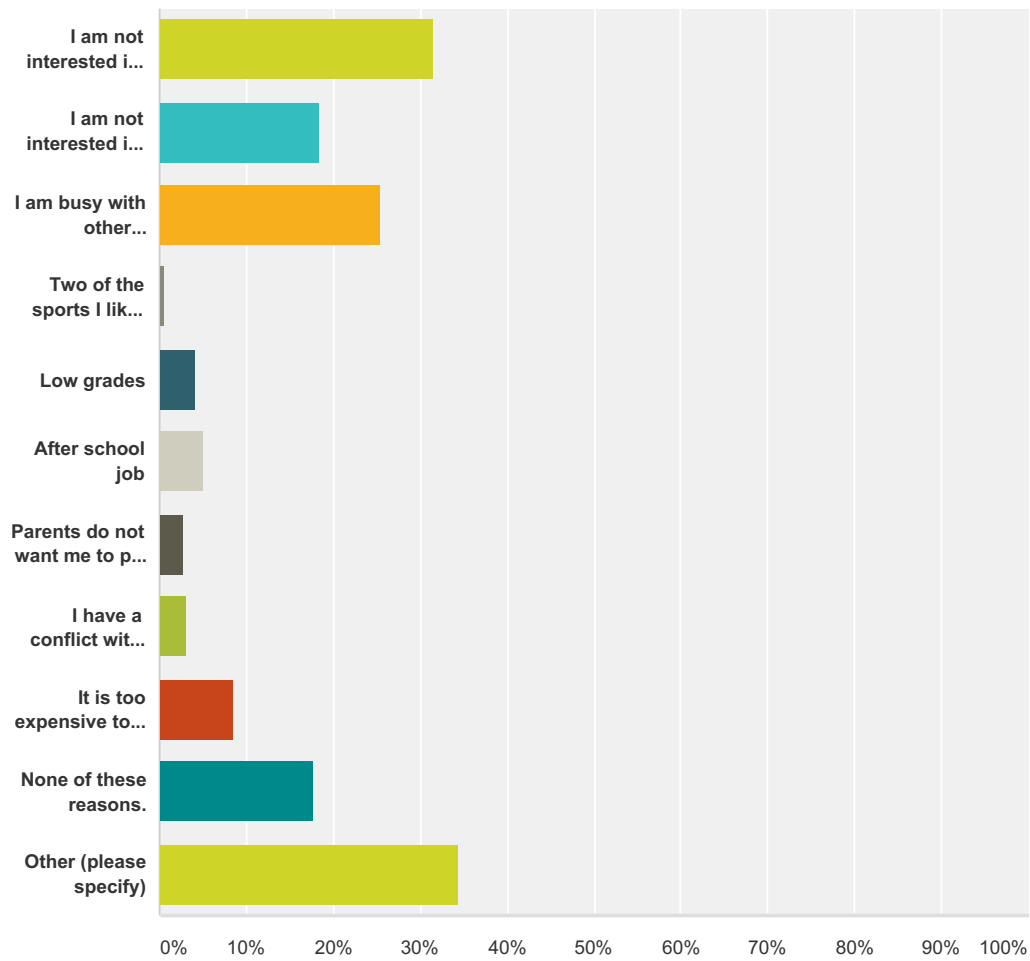
Answer Choices	Responses
Softball	11.75% 37
Baseball	0.63% 2
Basketball	54.60% 172
Cross Country	15.87% 50
Football	2.86% 9
Golf	5.40% 17
Soccer	26.35% 83
Track	41.90% 132
Volleyball	58.73% 185

## Title IX Student Survey

Powerlifting	7.30%	23
Tennis	4.13%	13
<b>Total Respondents: 315</b>		

### Q4 Why are you not currently participating in a sport? (Click all that apply.)

Answered: 459 Skipped: 315



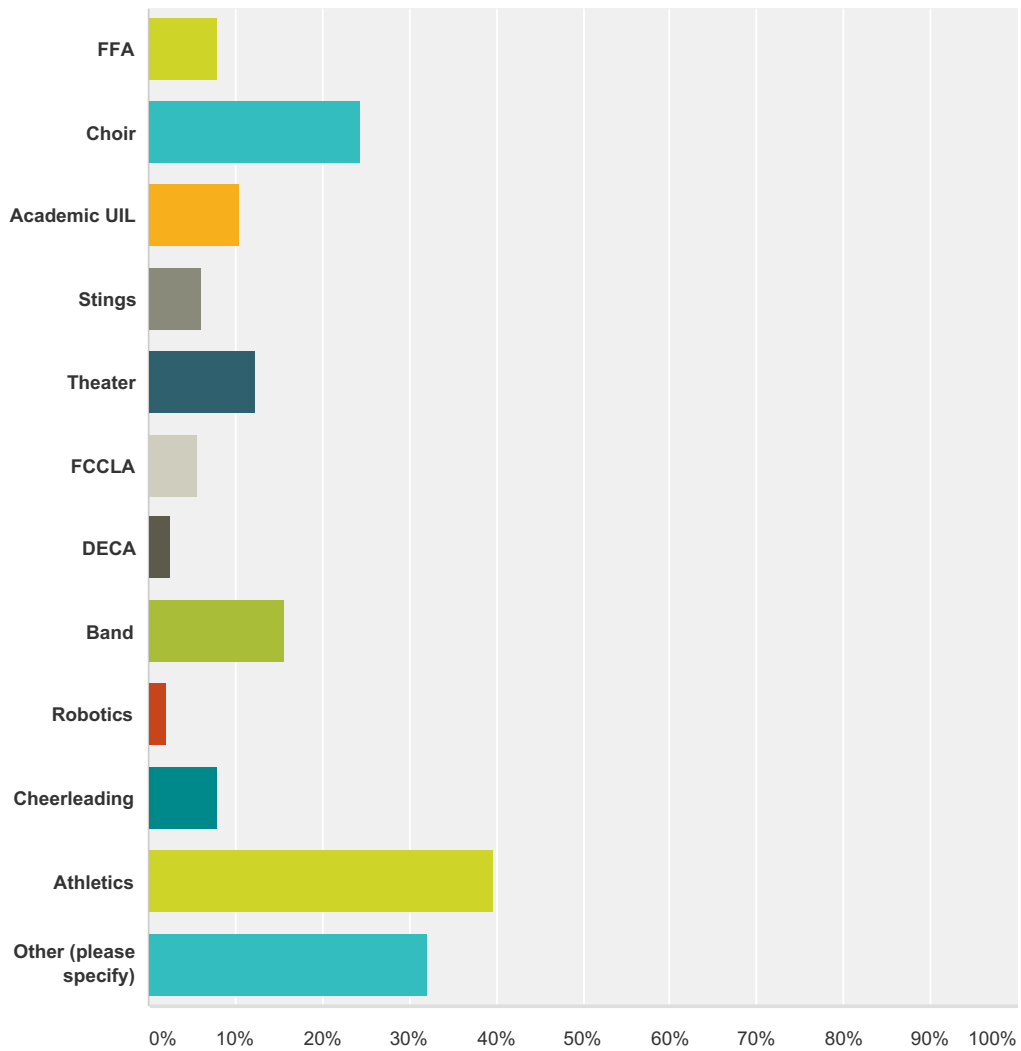
Answer Choices	Responses	Count
I am not interested in playing any sport.	31.59%	145
I am not interested in the sports offered by my school.	18.30%	84
I am busy with other activities at school.	25.49%	117
Two of the sports I like are offered at the same time.	0.65%	3
Low grades	4.14%	19
After school job	5.01%	23
Parents do not want me to play sports.	2.61%	12
I have a conflict with the coach.	3.05%	14
It is too expensive to participate.	8.50%	39
None of these reasons.	17.65%	81

# Title IX Student Survey

Other (please specify)	34.42%	158
<b>Total Respondents: 459</b>		

### Q5 What school activities do you currently participate in?

Answered: 735 Skipped: 39



Answer Choices	Responses
FFA	8.03% 59
Choir	24.35% 179
Academic UIL	10.34% 76
Stings	6.12% 45
Theater	12.38% 91
FCCLA	5.58% 41
DECA	2.59% 19
Band	15.65% 115
Robotics	2.18% 16

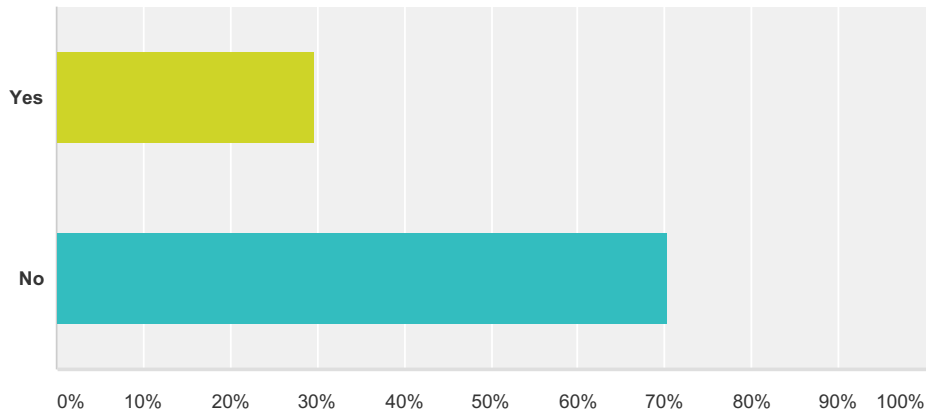
## Title IX Student Survey

Cheerleading	7.89%	58
Athletics	39.73%	292
Other (please specify)	32.11%	236
<b>Total Respondents: 735</b>		



**Q6 Do you currently play a sport outside of your school sports program? (Club)**

Answered: 770 Skipped: 4



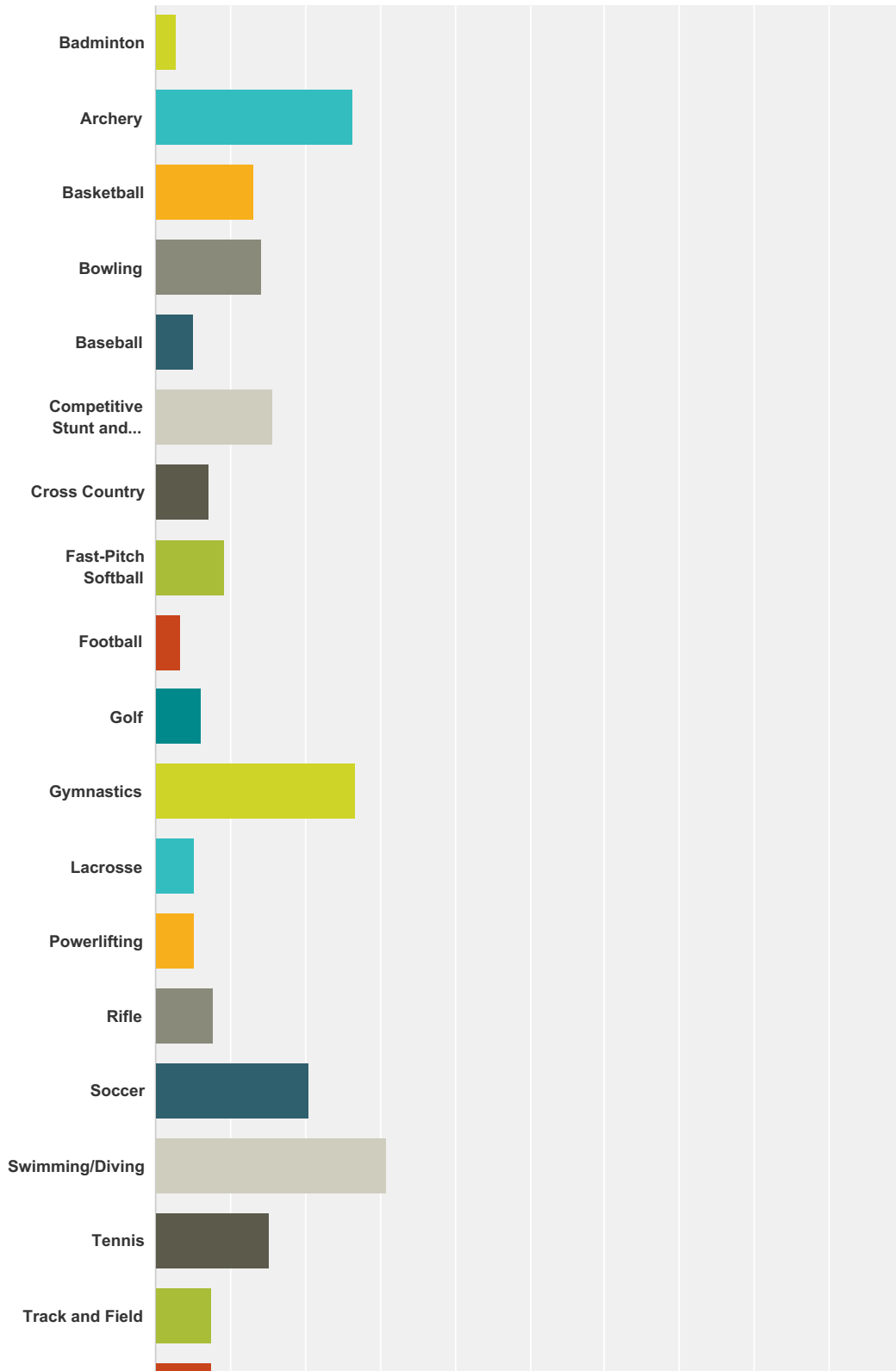
Answer Choices	Responses
Yes	29.61% 228
No	70.39% 542
<b>Total</b>	<b>770</b>

**Q7 What club sports (outside of school) are you engaged in?**

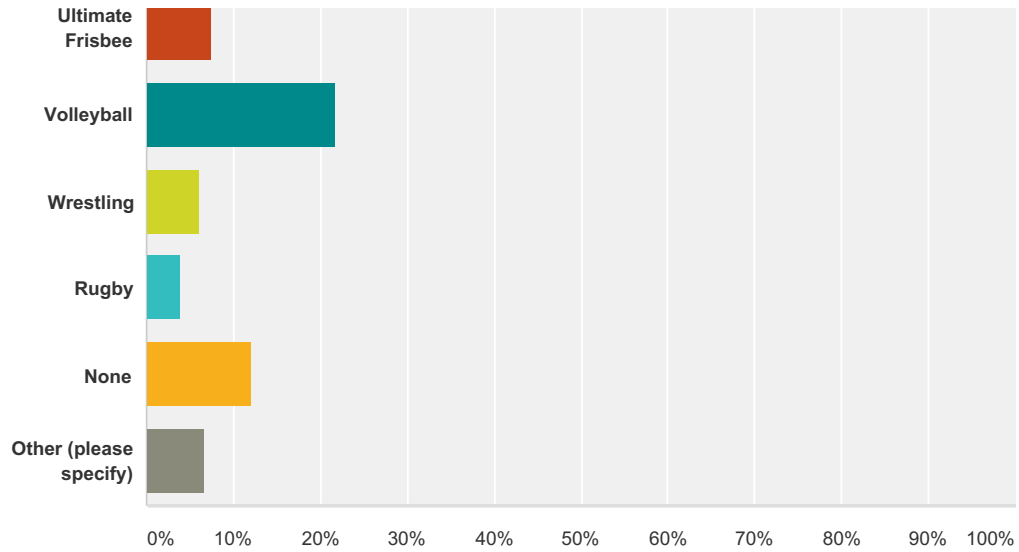
Answered: 348 Skipped: 426

**Q8 Which sport(s) would you participate in if the opportunity were made available to you? DO NOT select any sports that you are currently playing in at your school**

Answered: 770 Skipped: 4



## Title IX Student Survey



Answer Choices	Responses	
Badminton	2.73%	21
Archery	26.36%	203
Basketball	13.12%	101
Bowling	14.16%	109
Baseball	4.94%	38
Competitive Stunt and Tumbling	15.58%	120
Cross Country	7.14%	55
Fast-Pitch Softball	9.09%	70
Football	3.25%	25
Golf	5.97%	46
Gymnastics	26.75%	206
Lacrosse	5.19%	40
Powerlifting	5.19%	40
Rifle	7.66%	59
Soccer	20.39%	157
Swimming/Diving	30.91%	238
Tennis	15.19%	117
Track and Field	7.53%	58
Ultimate Frisbee	7.53%	58
Volleyball	21.69%	167
Wrestling	6.10%	47
Rugby	4.03%	31

## Title IX Student Survey

None	12.21%	94
Other (please specify)	6.62%	51
<b>Total Respondents: 770</b>		

**Q9 List any additional comments or concerns you would like to share about your interest in athletic participation.**

Answered: 118 Skipped: 656