

Believe. Belong. Become.



Attendance

Michael Farrell
Student Services

State Attendance Laws/Policy

Compulsory Attendance in Arkansas: Arkansas Code 6-18-201, amended, mandates as follows: Every parent, guardian or other person residing within the State of Arkansas having custody or charge of any child or children age five (5) through seventeen (17) years on or before August 1 of that year, both inclusive, shall enroll and send the child or children to a public, private or parochial school, or provide a home school for the child or children as described in 6-15-501 et seq.

State Attendance Goal 95%

State Averages	Q1 94.15
	Q2 93.23
	Q3 93.29
	Q4 93.17

Fort Smith Public Schools Historical Attendance

Average Daily Attendance (ADA)

Average Daily Membership (ADM)

Attendance Rate in 2022 - 2023 ADA/ADM = 91.24%

	Elementary	Middle	High	Secondary ALE ADM 70-110
2018-19	95.58	95.09	94.48	73.24
2019-20	96.22	96.06	95.66	81.83
2020-21	93.00	91.75	94.03	75.76
2021-22	92.35	91.61	86.71	70.35
2022-23	92.04	91.77	91.25	71.42

FSPS Attendance Policy: Introductory Paragraph

The Board of Education of the Fort Smith School District recognizes that prompt, regular attendance in school is extremely important. Excessive absenteeism not only adversely affects the learning process of students but may impede the normal progression of a student through the grades. The Board expects each student to attend all scheduled classes and daily activities except when a student has been excused by the principal or principal's designee. Students who report to school but fail to attend all scheduled classes and activities, except where officially excused, are contributing to the potential disruption of the instructional program. A parent/guardian or persons in loco parentis have the responsibility to require of his/her students prompt, regular school attendance. A parent/guardian should be familiar with the educational program of the school and rules regarding attendance and student behavior. Unless a student has an excused absence from school, he/she should be in attendance. Excessive absences may result in a denial of promotion or graduation (ACA 6-18-222). Excessive unexcused absences may result in the filing of a Family in Need of Services (FINS) petition with the juvenile court.

FSPS Attendance Policy - Virtual

Absences for students enrolled in a combination of synchronous and asynchronous learning at grades K-12 shall be determined by attendance during mandatory live instruction as specified in virtual student contract and schedule.

K-8 /For core lessons and small group students attend via zoom 4 x per week with teacher and 1 day independently. Due at end of week. Students are counted absent if work is missed. Like on traditional campuses problems arise when not showing up at all. Teachers intervene with student and parent - Review Expectations and grow the relationship/Principal/Letter to parent/Social Worker home visit. If attendance does not improve in 4.5 week cycles, parent/student are directed back to in person learning. This quarter 5 students have directed back to traditional learning.

9-12 provides a more autonomous platform for students. Classes have two zoom sessions per week/ attending 1 session is the base requirement. Students (9) not engaging with their teacher/learning platform have been instructed to return to on campus instruction at quarter. Students will also be instructed to return if 10 days of inactivity. Teacher/parent/principal - if still no response: home visit.

2022-2023 Baseline

BALLMAN	36.00%
BARLING	35.00%
BEARD	30.00%
BELLE POINT	7.00%
BONNEVILLE	34.00%
CARNALL	30.00%
CAVANAUGH	31.00%
CHAFFIN	44.00%
COOK	36.00%
DARBY	34.00%
EUPER LANE	36.00%
FAIRVIEW	46.00%
FORT SMITH VIRTUAL ACADEMY	64.00%
HOWARD	39.00%
KIMMONS	32.00%
MORRISON	31.00%
NORTHSIDE	41.00%
ORR	33.00%
PARK	44.00%
RAMSEY	44.00%
SOUTHSIDE	58.00%
SPRADLING	29.00%
SUNNYMEDE	38.00%
SUTTON	39.00%
TILLES	40.00%
TRUSTY	22.00%
WOODS	46.00%



Continuous Improvement Goal #3
Schools and administrative buildings
will be safe, welcoming
environments where authentic,
productive relationships are valued.



Continuous Improvement Scorecard

3.1: Percentage of students
achieving at least 95% attendance
rate.

2023-2024 Quarter 1

BALLMAN	56.11%
BARLING	62.14%
BEARD	58.04%
BELLE POINT	24.14%
BONNEVILLE	62.81%
CARNALL	55.19%
CAVANAUGH	66.77%
CHAFFIN	68.09%
COOK	60.85%
DARBY	63.27%
EUPER LANE	68.14%
FAIRVIEW	60.91%
FORT SMITH VIRTUAL ACADEMY	60.26%
HOWARD	60.52%
KIMMONS	56.45%
MORRISON	44.27%
NORTHSIDE	57.19%
ORR	55.48%
PARK	59.49%
RAMSEY	57.97%
SOUTHSIDE	67.50%
SPRADLING	60.00%
SUNNYMEDE	59.29%
SUTTON	62.03%
TILLES	56.89%
TRUSTY	64.03%
WOODS	74.40%

Recording an Absence


Attendance Code	Description	
E	Excused (health care note, voting, parenting, etc)	Excused Absence
PP	Parent Permission (Parent Excuses -5)	Excused Absence
S	Suspension	Excused Absence
U	Unexcused (No Contact)	Unexcused Absence
UP	Unexcused Parent Permission (Parent Notified - exceeded 5 PP absences)	Unexcused Absence
R	Truancy (Parent expects student to be in attendance)	Unexcused Absence
B	School Business (College visit/School trip off campus, etc.)	Not an Absence
X	Juvenile Detention Center or Residential Facility	Not enrolled/Inactive

Interventions in process.

A component of each school's School Improvement Plan (SIP) is their focus on attendance.

Bonneville Elementary

- ★ Changing the conversation - kids paying attention to the attendance announcements. Students excited, buying in. A student excitedly told the teacher “We have 1 letter left.”



Orr Elementary



Entry Way



Hallway

Race to 5 100% days



Beard Elementary


- ★ Ms. Donoho delivers and celebrates with students their good attendance



Woods Elementary

- ★ Ms. Whitson announces daily 100% attendance for each class
- ★ Weekly at Wake up Woods students are announced and celebrated for attendance
- ★ Students receive quarterly gift card for 100% attendance.
- ★ Communicates to parents the importance of attendance.

ATTENDANCE in the early grades



Who Is Affected

Kindergarten and 1st grade classes often have absenteeism rates as high as those in high school. Many of these absences are excused, but they still add up to lost time in the classroom.

1 in 10 kids

in kindergarten and 1st grade are chronically absent. In some schools, it's as high as 1 in 4.¹



2 in 10
low-income kids
miss too much
school. They're also
more likely to suffer
academically.¹



2.5 in 10
homeless kids
are chronically
absent.²



4 in 10
transient kids
miss too much
school when
families move.²



¹ Chang, Hedy; Romero, Marijose. Present, Engaged and Accounted For: The Critical Importance of Addressing Chronic Absence in the Early Grades. National Center for Children in Poverty. NY: NY, September 2008.

² Chronic Absence in Utah. Utah Education Policy Center at the University of Utah, 2012.

Why It Matters

If children don't show up for school regularly, they miss out on fundamental reading and math skills and the chance to build a habit of good attendance that will carry them into college and careers.

Preliminary data from a California study found that children who were chronically absent in kindergarten and 1st grade were far less likely to read proficiently at the end of 3rd grade.

Who Can Read on Grade Level After 3rd Grade?³



64%

of kids with good attendance in K and 1st (missed 9 or fewer days both years)



43%

of kids with at-risk attendance (missed more than 9 days both years)



41%

of kids chronically absent in K or 1st (missed 18 or more days one year)



17%

of kids chronically absent in K and 1st (missed 18 or more days both years)

³ Attendance in Early Elementary Grades: Association with Student Characteristics, School Readiness and Third Grade Outcomes, Applied Survey Research, May 2011.

Tilles Elementary

- ★ Bag tags - keychain for student backpacks every month - 100%. (80 were delivered in September - announced at WUT - Wake Up Tigers - Wednesday.)
- ★ Each quarter - No tardy party. Dance party at the school.

When Do Absences Become a Problem?



Note: These numbers assume a 180-day school year.

¿Cuándo se convierten las ausencias en un problema?

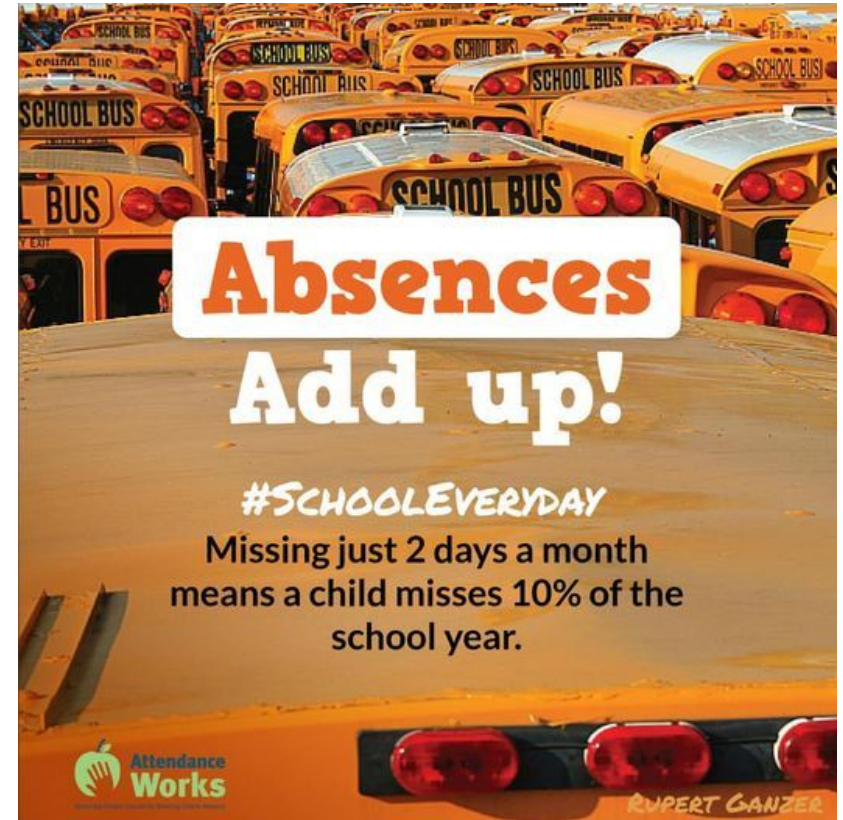


Nota: Estos números se basan en un año escolar de 180 días.

Kimmons Middle School

Attendance Procedures

- ★ Cascading involvement with OAA's, Counselors, Social Workers, Administration
- ★ Contract at 6 absences - in which the parents sign and get a copy.



Darby Middle School

Taking a tiered approach...

- ★ Classroom counseling the importance of 95% or higher
- ★ Small groups: 4 or more unexcused absences with 95% task force
- ★ Individual meeting with 4 or more unexcused absences - relationship building.

PARENT TEACHER CONFERENCES

*Coffee
with the
Counselors*

October 16th and 19th

Join in discussions for improving student attendance.
We value your ideas and expert advice!!

Darby HSA Lobby

Northside High School

- ★ The administrative team and/or the school social worker will conduct home visits to students' homes after 4-6 consecutive days absent.
- ★ Letters are sent to student guardians after four (4) and ten (10) absences.
- ★ The administrative team will file Family in Need of Services (FINS) petitions as appropriate to ensure students are in safe and supportive environments.
- ★ Incentives for students with great attendance:
- ★ Monthly visits to reward class period with no absences and no tardies

ATTEND TODAY, ACHIEVE TOMORROW

GOOD SCHOOL ATTENDANCE MEANS...



ELEMENTARY STUDENTS
read well by the end of third grade



MIDDLE SCHOOLERS
pass important courses



HIGH SCHOOLERS
stay on track for graduation



COLLEGE STUDENTS
earn their degrees



WORKERS
succeed in their jobs

Too many absences—excused or unexcused—can keep students from succeeding in school and in life. How many are too many? 10% of the school year—that's 18 missed days or 2 days a month—can knock students off track.

Questions