

EDUCATION SERVICE CENTER, REGION 20  
 Invested General Fund Assets Report  
 For Period 09/1/2013 to 5/30/14

| Description                     | Instrument Number | Purchase Date | Maturity Date | Number of Days | Yield  | Beginning Book Value | Changes in Book Value | Ending Book Value | Beginning Market Value | Changes in Market Value | Ending Market Value | Current Profit (Loss) | Interest Earned 9/1/2013 To 5/30/2014 |
|---------------------------------|-------------------|---------------|---------------|----------------|--------|----------------------|-----------------------|-------------------|------------------------|-------------------------|---------------------|-----------------------|---------------------------------------|
| <b>Investments:</b>             |                   |               |               |                |        |                      |                       |                   |                        |                         |                     |                       |                                       |
| <b>Discount Notes:</b>          |                   |               |               |                |        |                      |                       |                   |                        |                         |                     |                       |                                       |
| None                            |                   |               |               |                |        | \$ -                 | \$ -                  | \$ -              | \$ -                   | \$ -                    | \$ -                | \$ -                  | \$ -                                  |
| <b>Certificate of Deposits:</b> |                   |               |               |                |        |                      |                       |                   |                        |                         |                     |                       |                                       |
| Time Deposit - Operations       | 337222164         | 12/10/2012    | 9/26/2013     | 290            | 0.240% | \$ -                 | \$ -                  | \$ -              | N/A                    | N/A                     | N/A                 | N/A                   | \$ 173.33 *                           |
| Time Deposit - Operations       | 337223692         | 1/25/2013     | 10/29/2013    | 277            | 0.210% | \$ -                 | \$ -                  | \$ -              | N/A                    | N/A                     | N/A                 | N/A                   | \$ 344.17 *                           |
| Time Deposit - Operations       | 337223693         | 1/25/2013     | 11/27/2013    | 306            | 0.210% | \$ -                 | \$ -                  | \$ -              | N/A                    | N/A                     | N/A                 | N/A                   | \$ 513.34 *                           |
| Time Deposit - Operations       | 337224854         | 2/22/2013     | 12/18/2013    | 299            | 0.250% | \$ -                 | \$ -                  | \$ -              | N/A                    | N/A                     | N/A                 | N/A                   | \$ 756.94 *                           |
| Time Deposit - Operations       | 337227188         | 4/12/2013     | 10/9/2013     | 180            | 0.200% | \$ -                 | \$ -                  | \$ -              | N/A                    | N/A                     | N/A                 | N/A                   | \$ 216.67 *                           |
| Time Deposit - Operations       | 337228785         | 5/21/2013     | 1/29/2014     | 253            | 0.210% | \$ -                 | \$ -                  | \$ -              | N/A                    | N/A                     | N/A                 | N/A                   | \$ 880.83 *                           |
| Time Deposit - Operations       | 337229115         | 5/29/2013     | 11/25/2013    | 180            | 0.190% | \$ -                 | \$ -                  | \$ -              | N/A                    | N/A                     | N/A                 | N/A                   | \$ 453.89 *                           |
| Time Deposit - Operations       | 337229919         | 6/17/2013     | 12/16/2013    | 182            | 0.190% | \$ -                 | \$ -                  | \$ -              | N/A                    | N/A                     | N/A                 | N/A                   | \$ 564.72 *                           |
| Time Deposit - Operations       | 337231417         | 7/24/2013     | 2/26/2014     | 217            | 0.180% | \$ -                 | \$ -                  | \$ -              | N/A                    | N/A                     | N/A                 | N/A                   | \$ 895.00 *                           |
| Time Deposit - Operations       | 337231417         | 8/19/2013     | 2/18/2014     | 183            | 0.180% | \$ -                 | \$ -                  | \$ -              | N/A                    | N/A                     | N/A                 | N/A                   | \$ 855.00 *                           |
| Time Deposit - Operations       | 337231417         | 8/30/2013     | 3/27/2014     | 209            | 0.180% | \$ -                 | \$ -                  | \$ -              | N/A                    | N/A                     | N/A                 | N/A                   | \$ 1,040.00 *                         |
| Time Deposit - Operations       | 337234607         | 10/9/2013     | 4/29/2014     | 202            | 0.180% | \$ 1,000,000.00      | \$ (1,000,000.00)     | \$ -              | N/A                    | N/A                     | N/A                 | N/A                   | \$ 1,010.00                           |
| Time Deposit - Operations       | 337234761         | 10/15/2013    | 4/25/2014     | 192            | 0.190% | \$ 1,000,000.00      | \$ (1,000,000.00)     | \$ -              | N/A                    | N/A                     | N/A                 | N/A                   | \$ 1,013.33                           |
| Time Deposit - Operations       | 337235398         | 10/29/2013    | 5/28/2014     | 211            | 0.190% | \$ 1,000,000.00      | \$ -                  | \$ 1,000,000.00   | N/A                    | N/A                     | N/A                 | N/A                   | \$ -                                  |
| Time Deposit - Operations       | 337235823         | 11/7/2013     | 5/6/2014      | 180            | 0.180% | \$ 1,000,000.00      | \$ (1,000,000.00)     | \$ -              | N/A                    | N/A                     | N/A                 | N/A                   | \$ 900.00                             |
| Time Deposit - Operations       | 337235822         | 11/7/2013     | 6/26/2014     | 231            | 0.180% | \$ 1,000,000.00      | \$ -                  | \$ 1,000,000.00   | N/A                    | N/A                     | N/A                 | N/A                   | \$ -                                  |
| Time Deposit - Operations       | 337236129         | 11/15/2013    | 5/14/2014     | 180            | 0.210% | \$ 1,000,000.00      | \$ (1,000,000.00)     | \$ -              | N/A                    | N/A                     | N/A                 | N/A                   | \$ 1,050.00                           |
| Time Deposit - Operations       | 337236128         | 11/15/2013    | 7/28/2014     | 255            | 0.210% | \$ 1,000,000.00      | \$ -                  | \$ 1,000,000.00   | N/A                    | N/A                     | N/A                 | N/A                   | \$ -                                  |
| Time Deposit - Operations       | 337236127         | 11/15/2013    | 8/27/2014     | 285            | 0.210% | \$ 1,000,000.00      | \$ -                  | \$ 1,000,000.00   | N/A                    | N/A                     | N/A                 | N/A                   | \$ -                                  |
| Time Deposit - Operations       | 337236322         | 11/20/2013    | 9/26/2014     | 310            | 0.210% | \$ 1,000,000.00      | \$ -                  | \$ 1,000,000.00   | N/A                    | N/A                     | N/A                 | N/A                   | \$ -                                  |
| Time Deposit - Operations       | 337236487         | 11/25/2013    | 10/28/2014    | 337            | 0.210% | \$ 1,000,000.00      | \$ -                  | \$ 1,000,000.00   | N/A                    | N/A                     | N/A                 | N/A                   | \$ -                                  |
| Time Deposit - Operations       | 337236550         | 11/26/2013    | 11/21/2014    | 360            | 0.240% | \$ 1,000,000.00      | \$ -                  | \$ 1,000,000.00   | N/A                    | N/A                     | N/A                 | N/A                   | \$ -                                  |
| Time Deposit - Operations       | 337236595         | 11/27/2013    | 6/16/2014     | 201            | 0.220% | \$ 1,000,000.00      | \$ -                  | \$ 1,000,000.00   | N/A                    | N/A                     | N/A                 | N/A                   | \$ -                                  |
| Time Deposit - Operations       | 337237258         | 12/16/2013    | 7/15/2014     | 211            | 0.200% | \$ 1,000,000.00      | \$ -                  | \$ 1,000,000.00   | N/A                    | N/A                     | N/A                 | N/A                   | \$ -                                  |
| Time Deposit - Operations       | 337238162         | 1/9/2014      | 12/16/2014    | 341            | 0.220% | \$ 1,000,000.00      | \$ -                  | \$ 1,000,000.00   | N/A                    | N/A                     | N/A                 | N/A                   | \$ -                                  |
| Time Deposit - Operations       | 337239290         | 2/7/2014      | 8/19/2014     | 193            | 0.180% | \$ 1,000,000.00      | \$ -                  | \$ 1,000,000.00   | N/A                    | N/A                     | N/A                 | N/A                   | \$ -                                  |
| Time Deposit - Operations       | 337239289         | 2/7/2014      | 1/28/2015     | 355            | 0.180% | \$ 1,000,000.00      | \$ -                  | \$ 1,000,000.00   | N/A                    | N/A                     | N/A                 | N/A                   | \$ -                                  |
| Time Deposit - Operations       | 337239589         | 2/18/2014     | 8/18/2014     | 181            | 0.180% | \$ 1,000,000.00      | \$ -                  | \$ 1,000,000.00   | N/A                    | N/A                     | N/A                 | N/A                   | \$ -                                  |
| Time Deposit - Operations       | 337240330         | 3/10/2014     | 10/15/2014    | 219            | 0.200% | \$ 1,000,000.00      | \$ -                  | \$ 1,000,000.00   | N/A                    | N/A                     | N/A                 | N/A                   | \$ -                                  |
| Time Deposit - Operations       | 337241600         | 4/17/2014     | 10/14/2014    | 180            | 0.170% | \$ 1,000,000.00      | \$ -                  | \$ 1,000,000.00   | N/A                    | N/A                     | N/A                 | N/A                   | \$ -                                  |
| Time Deposit - Operations       | 337242139         | 5/6/2014      | 11/3/2014     | 181            | 0.160% | \$ -                 | \$ 1,000,000.00       | \$ 1,000,000.00   | N/A                    | N/A                     | N/A                 | N/A                   | \$ -                                  |
| Time Deposit - Operations       | 337242140         | 5/6/2014      | 2/25/2015     | 295            | 0.170% | \$ -                 | \$ 1,000,000.00       | \$ 1,000,000.00   | N/A                    | N/A                     | N/A                 | N/A                   | \$ -                                  |
| Time Deposit - Operations       | TBD               | 5/14/2014     | 12/1/2014     | 201            | 0.160% | \$ -                 | \$ 1,000,000.00       | \$ 1,000,000.00   | N/A                    | N/A                     | N/A                 | N/A                   | \$ -                                  |
|                                 |                   |               |               |                |        | \$ 19,000,000.00     | \$ (1,000,000.00)     | \$ 18,000,000.00  | \$ -                   | \$ -                    | \$ -                | \$ -                  | \$ 10,667.22                          |

EDUCATION SERVICE CENTER, REGION 20  
 Invested General Fund Assets Report  
 For Period 09/1/2013 to 5/30/14

| Description               | Instrument Number | Purchase Date | Maturity Date           | Number of Days | Yield | Beginning Book Value              | Changes in Book Value    | Ending Book Value  | Beginning Market Value  | Changes in Market Value     | Ending Market Value | Current Profit (Loss) | Interest Earned       |
|---------------------------|-------------------|---------------|-------------------------|----------------|-------|-----------------------------------|--------------------------|--------------------|-------------------------|-----------------------------|---------------------|-----------------------|-----------------------|
|                           |                   |               |                         |                |       |                                   |                          |                    |                         |                             |                     |                       | 9/1/2013 To 5/30/2014 |
| <b>Texpool:</b>           |                   |               |                         |                |       |                                   |                          |                    |                         |                             |                     |                       |                       |
|                           |                   |               | <b>Transaction Date</b> |                |       |                                   | <b>Center Operations</b> |                    |                         | <b>Software Development</b> |                     |                       |                       |
|                           |                   |               |                         |                |       |                                   | <b>Deposits</b>          | <b>Withdrawals</b> | <b>Balance</b>          | <b>Deposits</b>             | <b>Withdrawals</b>  | <b>Balance</b>        |                       |
| Beginning Balance         |                   |               | 9/1/2013                |                |       |                                   |                          |                    | \$ 13,330,175.62        |                             |                     | \$ -                  |                       |
| Transfer of Funds         |                   |               | 9/10/2013               |                |       |                                   |                          | \$ (500,000.00)    | \$ 12,830,175.62        |                             |                     | \$ -                  |                       |
| Interest Earned           |                   |               | 9/30/2013               |                |       | \$ 421.36                         |                          |                    | \$ 12,830,596.98        |                             |                     | \$ -                  | \$ 421.36             |
| Transfer of Funds         |                   |               | 10/15/2013              |                |       | \$ -                              | \$ (250,000.00)          |                    | \$ 12,580,596.98        |                             |                     | \$ -                  |                       |
| Transfer of Funds         |                   |               | 10/29/2013              |                |       | \$ -                              | \$ (1,000,000.00)        |                    | \$ 11,580,596.98        |                             |                     | \$ -                  |                       |
| Interest Earned           |                   |               | 10/31/2013              |                |       | \$ 532.47                         |                          |                    | \$ 11,581,129.45        |                             |                     | \$ -                  | \$ 532.47             |
| Transfer of Funds         |                   |               | 11/22/2013              |                |       | \$ 250,000.00                     |                          |                    | \$ 11,831,129.45        |                             |                     | \$ -                  |                       |
| Interest Earned           |                   |               | 11/30/2013              |                |       | \$ 426.92                         |                          |                    | \$ 11,831,556.37        |                             |                     | \$ -                  | \$ 426.92             |
| Interest Earned           |                   |               | 12/31/2013              |                |       | \$ 373.41                         |                          |                    | \$ 11,831,929.78        |                             |                     | \$ -                  | \$ 373.41             |
| Interest Earned           |                   |               | 1/31/2014               |                |       | \$ 274.48                         |                          |                    | \$ 11,832,204.26        |                             |                     | \$ -                  | \$ 274.48             |
| Interest Earned           |                   |               | 2/28/2014               |                |       | \$ 257.28                         |                          |                    | \$ 11,832,461.54        |                             |                     | \$ -                  | \$ 257.28             |
| Interest Earned           |                   |               | 3/31/2014               |                |       | \$ 300.44                         |                          |                    | \$ 11,832,761.98        |                             |                     | \$ -                  | \$ 300.44             |
| Interest Earned           |                   |               | 4/30/2014               |                |       | \$ 326.64                         |                          |                    | \$ 11,833,088.62        |                             |                     | \$ -                  | \$ 326.64             |
| Interest Accrual, Texpool |                   |               |                         |                |       | \$ 237.05                         |                          |                    | \$ 11,833,325.67        |                             |                     | \$ -                  | \$ 237.05             |
|                           |                   |               |                         |                |       | <b>Balance in Texpool Account</b> |                          |                    | <b>\$ 11,833,325.67</b> |                             |                     | <b>\$ -</b>           | <b>\$ 3,150.05</b>    |

The Center began utilizing Texpool to hold short term excess funds for investment. Texpool is a local government investment pool and as of April 30, 2014, the pool had total invested funds of \$16,252,055,438. The most recent information available (April 30) showed Texpool funds were invested in Agencies (79.3%), Treasuries (9.4%) and Repurchase Agreements (11.3%). The average daily interest rate for May, 2014 is 0.0244%.

**Sweep Account:**

The Center had a sweep account, which took all funds in excess of \$800,000 of the uncollected bank balance each night and invested those funds in a Governmental Securities Mutual Fund. On January 27, 2009, the Center ended this sweep process as the costs exceeded the benefits of this program.

|  |                     |
|--|---------------------|
| Sweep Interest                                   | \$ -                |
| <b>Total Interest 13-14 Center Operations</b>    | <b>\$ 13,817.27</b> |
| <b>Total Interest 13-14 Software Development</b> | <b>\$ -</b>         |
| <b>Total Interest 13-14</b>                      | <b>\$ 13,817.27</b> |

\* \$8,148.05 of interest revenue was earned for these securities at 08/31/13, but not paid until respective maturity dates.

|  |                  |                   |                  |     |     |     |     |              |
|--|------------------|-------------------|------------------|-----|-----|-----|-----|--------------|
| Totals for Current Year at May 30, 2014                      | \$ 19,000,000.00 | \$ (1,000,000.00) | \$ 18,000,000.00 | N/A | N/A | N/A | N/A | \$ 10,667.22 |
| Texpool average daily interest rate for May, 2014 is 0.0244% | \$ 13,330,175.62 | (1,496,849.95)    | \$ 11,833,325.67 |     |     |     |     | \$ 3,150.05  |
|  | \$ 32,330,175.62 | (2,496,849.95)    | \$ 29,833,325.67 |     |     |     |     | \$ 13,817.27 |
| Sweep Interest   |                  |                   |                  |     |     |     |     | \$ -         |
|  |                  |                   |                  |     |     |     |     | \$ 13,817.27 |
|  |                  |                   |                  |     |     |     |     | \$ -         |
|  |                  |                   |                  |     |     |     |     | \$ 13,817.27 |

|   |                  |                   |                  |     |     |     |     |              |
|---|------------------|-------------------|------------------|-----|-----|-----|-----|--------------|
| Totals for Current Year at June 7, 2013                       | \$ 16,000,000.00 | \$ (2,000,000.00) | \$ 14,000,000.00 | N/A | N/A | N/A | N/A | \$ 11,487.50 |
| Texpool average daily interest rate for June, 2013 is 0.0622% | \$ 12,908,356.01 | 462,187.07        | \$ 13,370,543.08 |     |     |     |     | \$ 12,187.07 |
|   | \$ 28,908,356.01 | (1,537,812.93)    | \$ 27,370,543.08 |     |     |     |     | \$ 23,674.57 |
| Sweep Interest  |                  |                   |                  |     |     |     |     | \$ -         |
|   |                  |                   |                  |     |     |     |     | \$ 23,674.57 |
|   |                  |                   |                  |     |     |     |     | \$ 182.28    |
|   |                  |                   |                  |     |     |     |     | \$ 23,492.29 |

EDUCATION SERVICE CENTER, REGION 20  
 Invested General Fund Assets Report  
 For Period 09/1/2013 to 5/30/14


| Description | Instrument Number | Purchase Date | Maturity Date | Number of Days | Yield | Beginning Book Value | Changes in Book Value | Ending Book Value | Beginning Market Value | Changes in Market Value | Ending Market Value | Current Profit (Loss) | Interest Earned 9/1/2013 To 5/30/2014 |
|-------------|-------------------|---------------|---------------|----------------|-------|----------------------|-----------------------|-------------------|------------------------|-------------------------|---------------------|-----------------------|---------------------------------------|
|-------------|-------------------|---------------|---------------|----------------|-------|----------------------|-----------------------|-------------------|------------------------|-------------------------|---------------------|-----------------------|---------------------------------------|


**Investment Objectives:**


The primary objectives of the Center's investment activities, in order of importance are:

- Safety - The investments are direct obligation of the issuing federal agency. The certificates of deposits and REPO's are fully collateralized.
- Liquidity - We strive to keep maturity dates in line with cash flow needs.
- Return on Investment - By putting our resources into a variety investments (US Agency Obligations, REPO's and Certificates of Deposits) we can cover economic cycles.

The above investments are in compliance with our investment objectives and the Public Funds Investment Act.

  
 \_\_\_\_\_  
 Dr. Ronny Beard, Executive Director

  
 \_\_\_\_\_  
 Jeffrey J. Stone, Associate Director, Business & Human Resources

  
 \_\_\_\_\_  
 Paul E. Neuhoff, Component Director, Financial Services