

**BOARD OF TRUSTEES
AGENDA**

<input type="checkbox"/> Workshop	<input checked="" type="checkbox"/> Regular	<input type="checkbox"/> Special
-----------------------------------	---	----------------------------------

- (A) Report Only Recognition

Presenter(s): ISMAEL MIJARES, DEPUTY SUPERINTENDENT FOR BUSINESS & FINANCE

Briefly describe the subject of the report or recognition presentation.

REVIEW INVESTMENT OFFICER'S ANNUAL REPORT OF INVESTMENT TRANSACTIONS FOR ALL FUNDS FOR THE QUARTER ENDED AUGUST 31, 2022.

- (B) Action Item

Presenter(s):

Briefly describe the action required.

- (C) **Funding source: Identify the source of funds if any are required.**

- (D) **Clarification: Explain any question or issues that might be raised regarding this item.**

THE ANNUAL INVESTMENT REPORT IS BEING PREPARED IN ACCORDANCE WITH BOARD POLICY CDA (LOCAL).

TO: Samuel Mijares, Superintendent

FROM: Ismael Mijares
Deputy Superintendent for Business & Finance-Investment Officer

DATE: September 23, 2022

SUBJECT: ***ANNUAL INVESTMENT REPORT***

Ismael Mijares
2022.10.03 08:29:00 -05'00'

Attached is the District's Annual Investment Report in accordance with Board Policy CDA (Local). The Report includes statements for the period ending August 31, 2022. The following is a summary of the amounts invested in various accounts.

LONESTAR INVESTMENT POOL - CORPORATE OVERNIGHT PLUS FUND

ELEMENTARY FUND	160,977.60
GENERAL FUND	90,370,088.71
INTEREST & SINKING FUND	1,305,708.97
TOTAL:	\$91,836,775.28

The grand total of the District's investments on August 31, 2022 was \$91,836,775.28
The market value of these investments as of August 31, 2022 was \$91,833,673.02

The following yields earned on the District's investments should indicate the performance of the investments by comparing them to other indices.

<u>INVESTMENTS</u>	<u>AVERAGE 12-MONTH YIELD</u>	
	<u>2020-21</u>	<u>2021-22</u>
FIRST PUBLIC—LONE STAR INVESTMENT POOL - GOVERNMENT OVERNIGHT FUND	0.04%	0.47%
FIRST PUBLIC—LONE STAR INVESTMENT POOL - CORPORATE OVERNIGHT PLUS FUND	0.14%	0.63%

OTHER INDICES

<u>LONESTAR'S SOURCE</u>	<u>INDEX</u>	<u>RETURN</u>	
		<u>2019-20</u>	<u>2020-21</u>
STANDISH	30-DAY U.S. TREASURY BILL	0.04%	0.51%
STANDISH	90-DAY U.S. TREASURY BILL	0.05%	0.76%
STANDISH	6-MONTH U.S. TREASURY BILL	0.07%	1.07%
STANDISH	FEDERAL FUNDS	0.08%	0.58%

We will continue investing in the *First Public—Lone Star Investment Pool* for the 2022-23 school year.

Eagle Pass Independent School District

Schedule of Investments and Market Values

August 31, 2022

LONESTAR INVESTMENT POOL - ***CORPORATE OVERNIGHT PLUS FUND:***

Account	Investments 8/31/2021	12 mth. Avg. Annual Yield	Market Values 8/31/2021	Investments 8/31/2022	12 mth. Avg. Annual Yield	Market Values 8/31/2022
Elementary Fund	175,775.28	0.14%	175,788.44	160,977.60	0.14%	160,972.16
General Fund	44,076,104.10	0.14%	44,079,402.92	90,370,088.71	0.14%	90,367,036.00
Interest & Sinking Fund	1,050,952.36	0.14%	1,051,031.02	1,305,708.97	0.14%	1,305,664.86
Maintenance Tax Notes Series 2019	0.15	0.14%	0.15	0.00	0.14%	0.00
TOTAL OF INVESTMENTS	\$45,302,831.89	0.14%	\$45,306,222.53	\$91,836,775.28	0.14%	\$91,833,673.02

OTHER YIELD AVERAGES:

	08/31/2021*	11/30/2021*	2/28/2022*	05/31/22*	08/31/22**
Lonestar Investment Pool-Corporate Overnight Plus Fund	0.14%	0.08%	0.12%	0.52%	1.78%
Wall Street Journal 91-Day US Treasury Bill	0.06%	0.05%	0.17%	0.72%	2.09%
Wall Street Journal 6-Month US Treasury Bill	0.07%	0.06%	0.36%	1.16%	2.62%
Cash in bank accounts	0.09%	0.01%	0.01%	0.03%	0.62%

* 3-Month Average

** 12-Month Average

NOTE:

Cash in bank accounts as of 08/31/22--\$8,252,417.93: Food Service Fund \$647,059.52; General Operating Fund \$7,581,773.19; AND I&S Fund \$23,585.22

Federal Deposit Insurance Corporation and Market Value of Pledged Amount: \$250,000 + \$13,777,940.54 = \$14,027,940.54

EAGLE PASS INDEPENDENT SCHOOL DISTRICT
Schedule of Investments and Interest Earned
For Quarter Ending August 31, 2022

Quarterly: 06/01/2022 - 08/31/2022

Fund	Fund Code	Account Type	Investments	Interest Earned	Investments	Interest Earned
			Account Balance as of 08/31/2021	06/01/2021 to 8/31/2022	Account Balance as of 08/31/2022	06/01/2022 to 8/31/2022
Elementary Fund	865	Corporate Overnight Plus Fund	175,775.28	84.62	160,977.60	742.54
General Fund	199	Corporate Overnight Plus Fund	44,076,104.10	12,060.39	90,370,088.71	400,601.96
Interest & Sinking Fund	518	Corporate Overnight Plus Fund	1,050,952.36	771.22	1,305,708.97	13,740.66
Maintenance Tax Notes Series 2019	177	Corporate Overnight Plus Fund	0.15	9.43	-	-
		Total Invested/Interest Earned	<u>45,302,831.89</u>	<u>12,925.66</u>	<u>91,836,775.28</u>	<u>415,085.16</u>

Year to Date: 09/01/2021 - 08/31/2022

Fund	Fund Code	Account Type	Investments	Interest Earned	Investments	Interest Earned
			Account Balance as of 08/31/2021	09/01/2020 to 8/31/2021	Account Balance as of 08/31/2022	09/01/2021 to 8/31/2022
Elementary Fund	865	Corporate Overnight Plus Fund	175,775.28	549.63	160,977.60	1,054.38
General Fund	199	Corporate Overnight Plus Fund	44,076,104.10	63,045.54	90,370,088.71	545,590.50
Interest & Sinking Fund	518	Corporate Overnight Plus Fund	1,050,952.36	3,143.96	1,305,708.97	20,765.49
Maintenance Tax Notes Series 2019	177	Corporate Overnight Plus Fund	0.15	595.88	-	-
		Total Invested/Interest Earned	<u>45,302,831.89</u>	<u>67,335.01</u>	<u>91,836,775.28</u>	<u>567,410.37</u>

EAGLE PASS INDEPENDENT SCHOOL DISTRICT
As of August 31, 2022
Cash in Bank Accounts

Food Service Fund		647,059.52
General Fund		
Tax Collections-Escrow Account	567,442.63	
Designated Purpose Fund	179,343.94	
Tax Collections-Credit Card/ACH Payments	3,406.04	
Payroll Fund	1,831,657.57	
Disbursement Fund	858,212.81	
Elementary Fund	325,924.11	
Eagle Pass ISD	0.00	
Health Insurance Fund	3,260,004.13	
General Operating Fund	555,781.96	7,581,773.19
I & S Fund-Bond Series		23,585.22
	Total	<u>8,252,417.93</u>

* Federal Deposit Insurance Corporation	250,000.00
** Pledged Amount Security	13,777,940.54
TOTAL	<u>14,027,940.54</u>

Amount Over/(Under) Pledged **5,775,522.61**

* *Federal Deposit Insurance Corporation (FDIC) amount provided by the U.S. government as collateral to insure deposits.*

** *Irrevocable Letter of Credit (ILOC) amount provided by PNC Bank as collateral to protect deposits as required by the Public Funds Investment Act. The ILOC issued by PNC Bank is held independently by the Federal Home Loan Bank of Atlanta and the school district is the only entity that is entitled to draw funds against it should the bank fail.*

Checking Account Interest Rates

3-Month Avg Sep 21-Nov 21	3-Month Avg Dec 21-Feb 22	3-Month Avg Mar 22-May 22	3-Month Avg Jun 22-Aug 22	12-Mo. Average
0.01%	0.01%	0.03%	0.62%	0.17%

CD Interest Rates 12-Month Average

3-Month	6-Month	9-Month
N/A	N/A	N/A

PNC will evaluate each CD rate solicitation upon request.

* rates as of August 31, 2022

**BBVA COMPASS
EAGLE PASS INDEPENDENT SCHOOL DISTRICT
DEPOSITORY CONTRACT
LIMITS**

PLEGGED AMOUNT:

FDIC	\$	250,000.00
SECURITIES: Book Value		-
Market Value		-
Pledged Amount Security	\$	13,777,940.54

Total Collateral	\$	14,027,940.54
------------------	----	----------------------

BANK ACCOUNT BALANCES AS OF: August 31, 2022

Eagle Pass ISD	3003202299	-	
Designated Purpose Fund	3001202264	179,343.94	
Disbursement Fund	3003202248	858,212.81	
Elementary Fund	3003202272	325,924.11	
Tax Collections-Escrow Account	0110400402	567,442.63	
Food Service Fund	3001202280	647,059.52	
General Operating Fund	3003603125	555,781.96	
Health Insurance Fund	2517032800	3,260,004.13	
I&S Fund	3003202307	23,585.22	
Payroll Fund	3003202221	1,831,657.57	
Tax Collections-Credit Card/ACH	3003018664	3,406.04	
Certificates of Deposit		\$	-
Total Checking Account Balances		\$	8,252,417.93
Amount Over/(Under) Pledged		\$	5,775,522.61

**BBVA COMPASS
EAGLE PASS INDEPENDENT SCHOOL DISTRICT
DEPOSITORY CONTRACT
LIMITS**

PLEGDED AMOUNT:

FDIC	\$ 250,000.00
SECURITIES: Book Value	-
Market Value	-
Letter of credit (LOC)	\$ 12,000,000.00

Total Collateral **\$ 12,250,000.00**

BANK ACCOUNT BALANCES AS OF: August 31, 2021

Eagle Pass ISD	3003202299	4,000,000.00
Designated Purpose Fund	3001202264	1,478,629.93
Disbursement Fund	3003202248	699,575.72
Elementary Fund	3003202272	241,306.93
Tax Collections-Escrow Account	0110400402	535,002.74
Food Service Fund	3001202280	1,072,447.92
General Operating Fund	3003603125	1,682.78
Health Insurance Fund	2517032800	1,535,421.86
I&S Fund	3003202307	21,489.70
Payroll Fund	3003202221	366,968.15
Tax Collections-Credit Card/ACH	3003018664	32,159.53

Certificates of Deposit **\$ -**

Total Checking Account Balances **\$ 9,984,685.26**

Amount Over/(Under) Pledged **\$ 2,265,314.74**



Participant #: 159901

Lone Star™ 2022 4th Quarter
Investment Pool **Quarterly Statement**

Statement Period: 06/01/2022 to 08/31/2022

Ismael Mijares
Eagle Pass ISD
587 Madison St
Eagle Pass, Texas 78852



Summary of Portfolio Holdings

Account	Fund	Number of Shares	Price Per Share	Account Book Value (USD)	Account Market Value (USD)	% Port.
Elementary Fund	Corporate Overnight Plus Fund	160,977.60	1.00	160,977.60	160,972.16	0.18%
Totals:				160,977.60	160,972.16	

Account	Fund	Number of Shares	Price Per Share	Account Book Value (USD)	Account Market Value (USD)	% Port.
General Fund	Corporate Overnight Plus Fund	90,370,088.71	1.00	90,370,088.71	90,367,036.00	98.40%
Totals:				90,370,088.71	90,367,036.00	

Account	Fund	Number of Shares	Price Per Share	Account Book Value (USD)	Account Market Value (USD)	% Port.
Interest & Sinking Fund	Corporate Overnight Plus Fund	1,305,708.97	1.00	1,305,708.97	1,305,664.86	1.42%
Totals:				1,305,708.97	1,305,664.86	

Totals

Fund	Number of Shares	Price Per Share	Fund Balance (USD)	% Port.
Corporate Overnight Fund	0.00	1.00	0.00	0.00 %
Government Overnight Fund	0.00	1.00	0.00	0.00 %
Corporate Overnight Plus Fund	91,836,775.28	1.00	91,836,775.28	100.00 %
Total Value:			91,836,775.28	100.00 %

Portfolio Transactions

Elementary Fund - Corporate Overnight Plus Fund

Settle Date	Trade Type	Share Balance	Number of Shares	Price/Share	Amount (USD)
06/01/2022	Starting Balance	171,876.51			171,876.51
06/02/2022	Transfer Out	171,578.89	-297.62	1.00	-297.62
06/02/2022	Transfer Out	171,459.62	-119.27	1.00	-119.27
06/29/2022	Transfer Out	169,788.66	-1,670.96	1.00	-1,670.96
06/30/2022	Interest	169,956.82	168.16	1.00	168.16



Elementary Fund - Corporate Overnight Plus Fund (Continued)

Settle Date	Trade Type	Share Balance	Number of Shares	Price/Share	Amount (USD)
07/12/2022	Transfer Out	169,159.19	-797.63	1.00	-797.63
07/12/2022	Transfer Out	162,511.26	-6,647.93	1.00	-6,647.93
07/12/2022	Transfer Out	162,343.10	-168.16	1.00	-168.16
07/14/2022	Transfer Out	162,301.95	-41.15	1.00	-41.15
07/14/2022	Transfer Out	161,282.67	-1,019.28	1.00	-1,019.28
07/29/2022	Interest	161,524.12	241.45	1.00	241.45
08/01/2022	Transfer Out	161,282.67	-241.45	1.00	-241.45
08/25/2022	Transfer Out	160,644.67	-638.00	1.00	-638.00
08/31/2022	Interest	160,977.60	332.93	1.00	332.93
08/31/2022	Ending Balance	160,977.60			160,977.60

General Fund - Corporate Overnight Plus Fund

Settle Date	Trade Type	Share Balance	Number of Shares	Price/Share	Amount (USD)
06/01/2022	Starting Balance	88,403,911.18			88,403,911.18
06/02/2022	Transfer In	88,404,030.45	119.27	1.00	119.27
06/02/2022	Transfer In	88,404,328.07	297.62	1.00	297.62
06/06/2022	Withdrawal	86,139,328.07	-2,265,000.00	1.00	-2,265,000.00
06/07/2022	Deposit	87,383,914.11	1,244,586.04	1.00	1,244,586.04
06/07/2022	Withdrawal	86,139,328.07	-1,244,586.04	1.00	-1,244,586.04
06/15/2022	Vendor Payment Tristar Risk Management	86,136,503.45	-2,824.62	1.00	-2,824.62
06/15/2022	Vendor Payment HEB Grocery Company, LP	86,118,238.31	-18,265.14	1.00	-18,265.14
06/17/2022	Vendor Payment Texas State Natural Gas, Inc.	86,116,138.83	-2,099.48	1.00	-2,099.48
06/17/2022	Vendor Payment Tristar Risk Management	86,103,190.07	-12,948.76	1.00	-12,948.76
06/21/2022	Withdrawal	82,103,190.07	-4,000,000.00	1.00	-4,000,000.00
06/22/2022	Deposit	82,105,856.74	2,666.67	1.00	2,666.67
06/22/2022	Withdrawal	82,103,190.07	-2,666.67	1.00	-2,666.67
06/23/2022	Vendor Payment Davis Powell Architecture	82,094,454.07	-8,736.00	1.00	-8,736.00
06/23/2022	Vendor Payment A E Hiller & Sons, Inc.	82,020,382.95	-74,071.12	1.00	-74,071.12
06/23/2022	Vendor Payment A E Hiller & Sons, Inc.	82,019,705.60	-677.35	1.00	-677.35
06/23/2022	Vendor Payment Davis Powell Architecture	82,013,195.60	-6,510.00	1.00	-6,510.00
06/23/2022	Vendor Payment A E Hiller & Sons, Inc.	81,996,590.04	-16,605.56	1.00	-16,605.56
06/23/2022	Vendor Payment A E Hiller & Sons, Inc.	81,757,089.58	-239,500.46	1.00	-239,500.46
06/23/2022	Withdrawal	77,757,089.58	-4,000,000.00	1.00	-4,000,000.00
06/24/2022	Deposit	88,623,132.58	10,866,043.00	1.00	10,866,043.00
06/28/2022	Withdrawal	88,595,278.78	-27,853.80	1.00	-27,853.80
06/28/2022	Withdrawal	87,095,278.78	-1,500,000.00	1.00	-1,500,000.00
06/29/2022	Transfer In	87,096,949.74	1,670.96	1.00	1,670.96
06/30/2022	Withdrawal	86,896,949.74	-200,000.00	1.00	-200,000.00
06/30/2022	Vendor Payment Tristar Risk Management	86,874,049.80	-22,899.94	1.00	-22,899.94
06/30/2022	Interest	86,958,749.45	84,699.65	1.00	84,699.65
07/01/2022	Interest Adjustment 6/16/22 interest recalculation	86,958,751.79	2.34	1.00	2.34
07/05/2022	Deposit	91,655,526.79	4,696,775.00	1.00	4,696,775.00
07/07/2022	Withdrawal	88,155,526.79	-3,500,000.00	1.00	-3,500,000.00



General Fund - Corporate Overnight Plus Fund (Continued)

Settle Date	Trade Type	Share Balance	Number of Shares	Price/Share	Amount (USD)
07/08/2022	Deposit	88,535,376.79	379,850.00	1.00	379,850.00
07/11/2022	Withdrawal	87,535,376.79	-1,000,000.00	1.00	-1,000,000.00
07/12/2022	Deposit	87,593,252.10	57,875.31	1.00	57,875.31
07/12/2022	Transfer In	87,594,049.73	797.63	1.00	797.63
07/12/2022	Transfer In	87,594,217.89	168.16	1.00	168.16
07/12/2022	Transfer In	87,600,865.82	6,647.93	1.00	6,647.93
07/12/2022	Vendor Payment Texas State Natural Gas, Inc.	87,599,126.62	-1,739.20	1.00	-1,739.20
07/12/2022	Withdrawal	87,541,251.31	-57,875.31	1.00	-57,875.31
07/14/2022	Transfer In	87,541,292.46	41.15	1.00	41.15
07/14/2022	Transfer In	87,542,311.74	1,019.28	1.00	1,019.28
07/20/2022	Vendor Payment Tristar Risk Management	87,535,480.85	-6,830.89	1.00	-6,830.89
07/20/2022	Withdrawal	84,535,480.85	-3,000,000.00	1.00	-3,000,000.00
07/21/2022	Withdrawal	83,335,480.85	-1,200,000.00	1.00	-1,200,000.00
07/21/2022	Withdrawal	82,635,480.85	-700,000.00	1.00	-700,000.00
07/22/2022	Vendor Payment Davis Powell Architecture	82,631,640.85	-3,840.00	1.00	-3,840.00
07/22/2022	Vendor Payment HEB Grocery Company, LP	82,630,458.75	-1,182.10	1.00	-1,182.10
07/22/2022	Vendor Payment Davis Powell Architecture	82,598,136.75	-32,322.00	1.00	-32,322.00
07/22/2022	Vendor Payment Tristar Risk Management	82,591,473.11	-6,663.64	1.00	-6,663.64
07/22/2022	Vendor Payment Davis Powell Architecture	82,572,693.11	-18,780.00	1.00	-18,780.00
07/22/2022	Vendor Payment Bega Paving Inc.	82,538,096.24	-34,596.87	1.00	-34,596.87
07/25/2022	Deposit	91,750,796.24	9,212,700.00	1.00	9,212,700.00
07/28/2022	Withdrawal	90,850,796.24	-900,000.00	1.00	-900,000.00
07/28/2022	Withdrawal	90,816,031.23	-34,765.01	1.00	-34,765.01
07/29/2022	Interest	90,945,500.45	129,469.22	1.00	129,469.22
08/01/2022	Transfer In	90,945,741.90	241.45	1.00	241.45
08/01/2022	Withdrawal	90,439,736.30	-506,005.60	1.00	-506,005.60
08/02/2022	Deposit	90,558,709.57	118,973.27	1.00	118,973.27
08/02/2022	Deposit	90,658,385.60	99,676.03	1.00	99,676.03
08/02/2022	Deposit	90,863,767.86	205,382.26	1.00	205,382.26
08/02/2022	Deposit	91,016,677.20	152,909.34	1.00	152,909.34
08/02/2022	Deposit	91,048,109.84	31,432.64	1.00	31,432.64
08/02/2022	Withdrawal	90,948,433.81	-99,676.03	1.00	-99,676.03
08/02/2022	Withdrawal	90,592,645.64	-355,788.17	1.00	-355,788.17
08/02/2022	Withdrawal	90,439,736.30	-152,909.34	1.00	-152,909.34
08/03/2022	Withdrawal	87,439,736.30	-3,000,000.00	1.00	-3,000,000.00
08/04/2022	Deposit	88,193,223.34	753,487.04	1.00	753,487.04
08/04/2022	Deposit	88,198,357.45	5,134.11	1.00	5,134.11
08/04/2022	Deposit	88,228,317.92	29,960.47	1.00	29,960.47
08/04/2022	Withdrawal	87,428,317.92	-800,000.00	1.00	-800,000.00
08/04/2022	Vendor Payment Texas State Natural Gas, Inc.	87,426,844.53	-1,473.39	1.00	-1,473.39
08/04/2022	Withdrawal	86,668,223.38	-758,621.15	1.00	-758,621.15
08/04/2022	Withdrawal	86,638,262.91	-29,960.47	1.00	-29,960.47
08/05/2022	Deposit	91,263,636.25	4,625,373.34	1.00	4,625,373.34
08/05/2022	Deposit	93,566,184.51	2,302,548.26	1.00	2,302,548.26
08/08/2022	Withdrawal	91,263,636.25	-2,302,548.26	1.00	-2,302,548.26
08/09/2022	Deposit	92,403,636.25	1,140,000.00	1.00	1,140,000.00
08/09/2022	Withdrawal	89,403,636.25	-3,000,000.00	1.00	-3,000,000.00



General Fund - Corporate Overnight Plus Fund (Continued)

Settle Date	Trade Type	Share Balance	Number of Shares	Price/Share	Amount (USD)
08/10/2022	Deposit	91,403,636.25	2,000,000.00	1.00	2,000,000.00
08/10/2022	Withdrawal	89,778,262.91	-1,625,373.34	1.00	-1,625,373.34
08/11/2022	Deposit	91,778,262.91	2,000,000.00	1.00	2,000,000.00
08/11/2022	Deposit	91,811,568.16	33,305.25	1.00	33,305.25
08/11/2022	Withdrawal	91,778,262.91	-33,305.25	1.00	-33,305.25
08/12/2022	Deposit	91,783,738.91	5,476.00	1.00	5,476.00
08/12/2022	Deposit	91,791,069.91	7,331.00	1.00	7,331.00
08/12/2022	Vendor Payment Tristar Risk Management	91,783,366.87	-7,703.04	1.00	-7,703.04
08/15/2022	Vendor Payment HEB Grocery Company, LP	91,782,235.40	-1,131.47	1.00	-1,131.47
08/18/2022	Withdrawal	88,782,235.40	-3,000,000.00	1.00	-3,000,000.00
08/22/2022	Transfer Out	88,769,428.40	-12,807.00	1.00	-12,807.00
08/22/2022	Vendor Payment Tristar Risk Management	88,760,308.34	-9,120.06	1.00	-9,120.06
08/23/2022	Deposit	88,772,254.43	11,946.09	1.00	11,946.09
08/23/2022	Withdrawal	88,760,308.34	-11,946.09	1.00	-11,946.09
08/25/2022	Deposit	89,089,502.34	329,194.00	1.00	329,194.00
08/25/2022	Transfer In	89,090,140.34	638.00	1.00	638.00
08/25/2022	Vendor Payment A E Hiller & Sons, Inc.	89,026,576.46	-63,563.88	1.00	-63,563.88
08/25/2022	Withdrawal	88,983,655.62	-42,920.84	1.00	-42,920.84
08/26/2022	Deposit	89,242,133.25	258,477.63	1.00	258,477.63
08/26/2022	Deposit	91,766,324.54	2,524,191.29	1.00	2,524,191.29
08/26/2022	Deposit	91,779,937.62	13,613.08	1.00	13,613.08
08/26/2022	Withdrawal	88,983,655.62	-2,796,282.00	1.00	-2,796,282.00
08/29/2022	Deposit	91,815,992.16	2,832,336.54	1.00	2,832,336.54
08/29/2022	Deposit	94,015,992.16	2,200,000.00	1.00	2,200,000.00
08/29/2022	Withdrawal	91,183,655.62	-2,832,336.54	1.00	-2,832,336.54
08/30/2022	Withdrawal	90,183,655.62	-1,000,000.00	1.00	-1,000,000.00
08/31/2022	Interest	90,370,088.71	186,433.09	1.00	186,433.09
08/31/2022	Ending Balance	90,370,088.71			90,370,088.71

Interest & Sinking Fund - Corporate Overnight Plus Fund

Settle Date	Trade Type	Share Balance	Number of Shares	Price/Share	Amount (USD)
06/01/2022	Starting Balance	4,546,436.19			4,546,436.19
06/30/2022	Interest	4,550,898.50	4,462.31	1.00	4,462.31
07/01/2022	Interest Adjustment 6/16/22 interest recalculation	4,550,898.62	0.12	1.00	0.12
07/29/2022	Interest	4,557,590.40	6,691.78	1.00	6,691.78
08/01/2022	Withdrawal	1,120,315.40	-3,437,275.00	1.00	-3,437,275.00
08/09/2022	Deposit	1,290,315.40	170,000.00	1.00	170,000.00
08/22/2022	Transfer In	1,303,122.40	12,807.00	1.00	12,807.00
08/31/2022	Interest	1,305,708.97	2,586.57	1.00	2,586.57
08/31/2022	Ending Balance	1,305,708.97			1,305,708.97

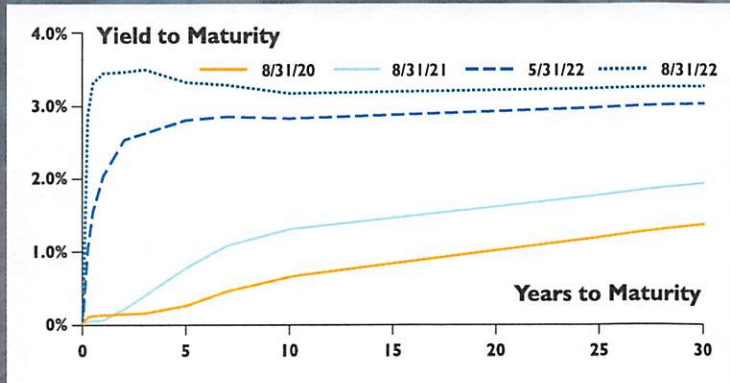


Important Information about this statement

Please review this statement carefully, it is the official record of your account with Lone Star Investment Pool and First Public, LLC. If you disagree with any transaction, or if there are any errors or omissions in this statement please notify us promptly in writing, but no later than 10 business days after receipt of this statement. Trades pending settlement will not appear on this statement. All such trades will appear in the next monthly statement. The yield for the period is an annualized rate that reflects the relationship between the average amount of income earned and the average daily balance for the account. Please notify First Public promptly and in writing of any changes of address or phone number. Times of transactions will be furnished upon written request. The Lone Star Investment Pool Information Statement should be read carefully before investing. Investors should consider the investment objectives, risks, charges and expenses associated with municipal fund securities before investing. All transactions are no load. No remuneration has, or will be, paid to any entity in connection with this transaction. An investor may obtain an Information Statement by contacting First Public at the address and phone number identified above. An investment in Lone Star investment Pool is not insured or guaranteed by the Federal Deposit Insurance Corporation ("FDIC") or any other government agency and although Lone Star Investment Pool seeks to preserve the value of the investment at a fixed share price, it is possible to lose money by investing in municipal fund securities.

Quarterly Position Report

August 31, 2022



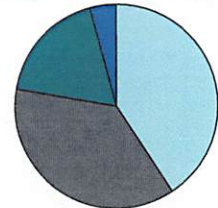
The U.S. Treasury yield curve rose sharply, especially on the front-end, as the curve became inverted during the three-month period ending in August. Yields within one year rose as much as 177 basis points on expectations that the Fed will continue to be aggressive to curb inflation. In June, the FOMC raised the target interest rate by 75 basis points to a range of 1.50-1.75%. It was the first 75-basis point hike since 1994. In July, the Fed raised the target by an additional 75 basis points to a range of 2.25-2.50%. Following the July meeting, there is a rare eight-week gap between meetings. During this time, the Fed will get multiple reports on inflation, labor markets, etc. The most recent CPI numbers came in below estimates, but still very elevated, at 8.5% y/y, and were flat month-over-month. Core inflation also came in lower than expected at 5.9%, and it was up 0.3% m/m. Job growth remains solid. The most recent unemployment report rose by 0.2% to 3.7%. The 0.2% increase was equal to the increase in the participation rate. The next FOMC meeting is on September 21. The futures market pricing is indicating another rate hike of 75 basis points.

Government Overnight Fund

Duration 0.01567

	Participant Assets	Market Value
Beginning of Quarter Balance	4,985,296,803.48	4,984,205,424.15
Deposits	2,317,788,280.00	
Withdrawals	(2,826,190,950.19)	
End of Quarter Balance	4,476,894,133.29	4,476,575,890.03

Cash/Repo	41%
Agencies	37%
Treasuries	18%
MM Funds	4%

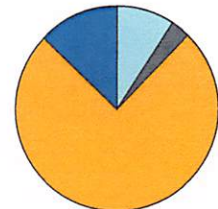


Corporate Overnight Fund

Duration 0.17204

	Participant Assets	Market Value
Beginning of Quarter Balance	3,561,926,122.96	3,561,655,676.76
Deposits	1,917,981,406.20	
Withdrawals	(2,302,074,809.55)	
End of Quarter Balance	3,177,832,719.61	3,177,877,705.47

Commercial Paper	75%
MM Funds	13%
Cash/Repo	9%
Agencies	3%

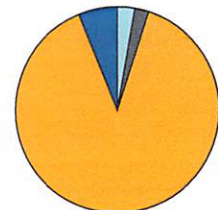


Corporate Overnight Plus Fund

Duration 0.18950

	Participant Assets	Market Value
Beginning of Quarter Balance	8,858,678,792.35	8,857,509,592.18
Deposits	4,531,223,307.71	
Withdrawals	(5,587,735,574.06)	
End of Quarter Balance	7,802,166,526.00	7,801,902,967.77

Commercial Paper	89%
MM Funds	6%
Cash/Repo	3%
Agencies	2%



Returns

	June		July		August	
	Average Rate	7-day SEC Yield	Average Rate	7-day SEC Yield	Average Rate	7-day SEC Yield
Govt Overnight Fund	0.98%	1.31%	1.51%	1.79%	2.15%	2.19%
Corp Overnight Fund	1.18%	1.48%	1.70%	1.98%	2.42%	2.46%
Corp Overnight Plus Fund	1.19%	1.50%	1.73%	2.01%	2.43%	2.48%

William Mastrodicasa
William Mastrodicasa

Lone Star Investment Pool Investment Officers

Tammy Davis
Tammy Davis

Distributed by First Public. The Lone Star Information Statement should be read carefully before investing. Investors should consider the investment objectives, risks, charges, and expenses associated with this or any security prior to investing. Investment in Lone Star Investment Pool is not insured or guaranteed by the Federal Deposit Insurance Corporation (FDIC) or any other government agency, and although Lone Star seeks to preserve the value of the investment at a fixed share price, it is possible to lose money by investing in Lone Star. For further information or for an Information Statement, contact First Public at 800.558.8875.