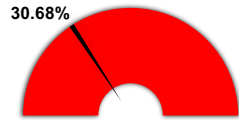


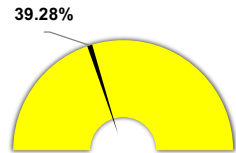
Educational | Operations and Maintenance | Transportation | IMRF | Working Cash | Tort

For the Period Ending October 31, 2021

Projected Year-End Balances as % of Budgeted Revenue

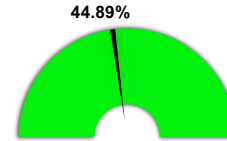


Actual YTD Revenues



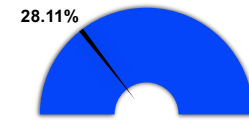
Projected YTD Revenues
41.59%

Actual YTD Local Sources



Projected YTD Local Sources
45.14%

Actual YTD State Sources



Projected YTD State Sources
27.79%

All Funds | Top 10 Sources of Revenue YTD

Ad Valorem Taxes	\$9,232,533
Unrestricted Grants-in-Aid	\$503,388
Food Service	\$330,476
State Transportation Reimbursement	\$193,264
Textbook Income	\$136,932
Federal Special Education	\$132,778
Other Revenue from Local Sources	\$131,704
Restricted Grants-In-Aid Received from the Federal Govt Thru	\$121,073
Title I	\$89,018
Payments in Lieu of Taxes	\$59,735
Percent of Total Revenues Year-to-Date	99.35%

