

	A	B	C	D	E	F	G	H	I			
1	MINEOLA INDEPENDENT SCHOOL DISTRICT											
2												
3												
4												
5												
6												
7	2014-2015 BUDGET											
8	AS OF 7/31/15											
9												
10												
11												
12	GENERAL FUND											
13	FUND 199				BUDGETED	EXPENDED	ENCUMBERED/	BALANCE				
14							ACCRUED					
15					<i>11-INSTRUCTION</i>							
16	PAYROLL								7,329,417.00	5,618,347.09	476,422.90	1,234,647.01
17	TOTAL								7,329,417.00	5,618,347.09	476,422.90	1,234,647.01
18	FINGERPRINTING-HS								0.00	0.00	0.00	0.00
19	FINGERPRINTING-MS								0.00	0.00	0.00	0.00
20	FINGERPRINTING-PS								0.00	45.70	0.00	(45.70)
21	FINGERPRINTING-ES								0.00	0.00	0.00	0.00
22	CONT SERV-CIS-HS								0.00	0.00	0.00	0.00
23	STUDENT TUTION-HS								0.00	0.00	0.00	0.00
24	COMPUTER AND COPIER REPAIR/MAINT-HS								5,500.00	4,000.00	0.00	1,500.00
25	COMPUTER AND COPIER REPAIR/MAINT-MS								5,500.00	4,495.00	150.00	855.00
26	COMPUTER AND COPIER REPAIR/MAINT-PS								5,500.00	4,000.00	0.00	1,500.00
27	COMPUTER AND COPIER REPAIR/MAINT-ES								5,500.00	4,000.00	0.00	1,500.00
28	GENERAL REPAIR-HS								4,500.00	0.00	0.00	4,500.00
29	CONTRACTED SERVICE-DRAMA								0.00	0.00	0.00	0.00
30	BAND INSTRUMENT REPAIR-HS								4,750.00	4,875.60	116.30	(241.90)
31	BAND INSTRUMENT REPAIR-MS								3,250.00	3,372.00	0.00	(122.00)
32	REPAIR-HS-SCIENCE								0.00	0.00	0.00	0.00
33	REPAIR-MS-SCIENCE								0.00	0.00	0.00	0.00
34	PHOTOGRAPHY REPAIR/MAINT-HS								0.00	0.00	0.00	0.00
35	REPAIR-CAREER & TECH-HS								0.00	0.00	0.00	0.00
36	VO AG-MAINT-HS								625.00	0.00	0.00	625.00
37	HOMEMAKING MAINT-HS								750.00	0.00	0.00	750.00
38	AUTO MECH MAINT-HS								477.00	413.98	0.00	63.02
39	LEASE/RENTAL-VOC AG								375.00	375.00	0.00	0.00
40	LEASE/RENTAL-AUTO MECHANICS								523.00	523.00	0.00	0.00
41	REPAIR-MS-SP ED								0.00	0.00	0.00	0.00
42	RENTAL DRIVER'S ED-HS								0.00	0.00	0.00	0.00
43	CONT-SERV-COMPUTERS-HS								6,000.00	3,368.18	0.00	2,631.82
44	CONT SERV-COMPUTERS-HS C/T								0.00	0.00	0.00	0.00
45	CONT SERV-COMPUTERS-HS ALLOTMENT								34,000.00	0.00	34,754.67	(754.67)
46	CONT-SERV-COMPUTERS-HS-ESL								0.00	0.00	0.00	0.00
47	CONT SERV-COMPUTERS-MS								15,000.00	9,448.66	0.00	5,551.34
48	CONT SERV-COMPUTERS-MS-ST COMP								0.00	0.00	0.00	0.00
49	CONT SERV-COMPUTERS-MS-ESL								0.00	0.00	0.00	0.00
50	CONT SERV-COMPUTERS-PS								18,300.00	11,291.86	3,438.93	3,569.21
51	CONT SERV-COMPUTERS-PS ESL								0.00	0.00	0.00	0.00
52	CONT SERV-COMPUTERS-PS-ST COMP								0.00	0.00	0.00	0.00
53	CONT SERV-COMPUTERS- ES								15,500.00	9,485.02	3,438.92	2,576.06

	A	B	C	D	E	F	G	H	I
51	CONT SERV-COMPUTERS-ES-ESL					0.00	0.00	0.00	0.00
52	CONT SERV-COMPUTERS-ES-ST COMP					0.00	0.00	0.00	0.00
53	CONT SERV-TECHNOLOGY-HS					2,500.00	1,740.95	0.00	759.05
54	CONT SERV-TECHNOLOGY-MS					2,500.00	636.96	1,050.00	813.04
55	CONT SERV-TECHNOLOGY-PS					2,500.00	225.00	0.00	2,275.00
56	CONT SERV-TECHNOLOGY-ES					2,500.00	443.99	0.00	2,056.01
57	TOTAL					136,050.00	62,740.90	42,948.82	30,360.28
58									
59	INST SUPPLIES-HS					14,000.00	6,712.87	0.00	7,287.13
60	INST SUPPLIES-HS-G/T					0.00	0.00	0.00	0.00
61	INST SUPPLIES-HS-ESL					300.00	0.00	0.00	300.00
62	INST SUPPLIES-HS-ST COMP					1,500.00	559.02	32.00	908.98
63	INST SUPPLIES-HS-EXTENDED DAY					0.00	0.00	0.00	0.00
64	INST SUPPLIES-HS ALLOTMENT					5,000.00	311.50	0.00	4,688.50
65	INST SUPPLIES-MS					12,500.00	7,280.70	0.00	5,219.30
66	INST SUPPLIES-MS-G/T					2,861.67	2,834.35	0.00	27.32
67	INST SUPPLIES-MS-ESL					300.00	250.33	0.00	49.67
68	INST SUPPLIES-MS-ST COMP					1,500.00	1,466.48	0.00	33.52
69	INST SUPPLIES-MS-EXTENDED DAY					0.00	0.00	0.00	0.00
70	INST SUPPLIES-PS					18,000.00	11,036.21	35.00	6,928.79
71	INST SUPPLIES-PS-G/T					500.00	0.00	0.00	500.00
72	INST SUPPLIES-PS-ESL					500.00	0.00	0.00	500.00
73	INST SUPPLIES-PS-ST COMP					0.00	0.00	0.00	0.00
74	INST SUPPLIES-PS-AFTER SCHOOL					0.00	0.00	0.00	0.00
75	INST SUPPLIES-ES					18,000.00	9,957.88	0.00	8,042.12
76	INST SUPPLIES-ES-G/T					7,980.85	7,980.32	0.00	0.53
77	INST SUPPLIES-ES-ESL					300.00	111.70	0.00	188.30
78	INST SUPPLIES-ES-ST COMP					2,000.00	871.92	0.00	1,128.08
79	INST SUPPLIES-ES-AFTER SCHOOL					1,500.00	0.00	0.00	1,500.00
80	IST SUPPLIES-CURRICULUM-ES					0.00	0.00	0.00	0.00
81	SUPPLIES-DISTRICT					0.00	0.00	0.00	0.00
82	GENERAL SUPPLIES-HS					3,854.72	0.00	0.00	3,854.72
83	GENERAL SUPPLIES-MS					1,181.43	0.00	0.00	1,181.43
84	GENERAL SUPPLIES-PS					4,087.32	0.00	0.00	4,087.32
85	GENERAL SUPPLIES-ES					3,654.67	0.00	0.00	3,654.67
86	ENGLISH-HS					2,056.89	2,056.89	0.00	0.00
87	ENGLISH-MS					1,970.00	1,945.11	0.00	24.89
88	SPEECH-HS					500.00	0.00	0.00	500.00
89	SPEECH-MS					0.00	0.00	0.00	0.00
90	JOURNALISM-HS					1,950.00	300.00	0.00	1,650.00
91	JOURNALISM-MS					0.00	0.00	0.00	0.00
92	DRAMA-HS					4,000.00	120.88	0.00	3,879.12
93	DRAMA-MS					250.00	0.00	0.00	250.00
94	READING-MS					0.00	0.00	0.00	0.00
95	SPANISH-HS					200.00	0.00	0.00	200.00
96	BAND-HS					10,270.46	7,564.32	2,706.14	(0.00)
97	CHOIR-HS					1,000.00	607.33	0.00	392.67
98	BAND-MS					6,943.42	6,758.42	185.00	0.00
99	CHOIR-MS					1,000.00	0.00	0.00	1,000.00
100	HISTORY-HS					250.00	0.00	0.00	250.00

	A	B	C	D	E	F	G	H	I
152	GENERAL TRAVEL-HS					2,500.00	0.00	0.00	2,500.00
153	TRAVEL-BUSINESS-HS					1,500.00	292.46	0.00	1,207.54
154	TRAVEL-DRAFTING-HS					0.00	0.00	0.00	0.00
155	TRAVEL-VO AG-HS					5,000.00	2,662.57	0.00	2,337.43
156	TRAVEL-HOMEMAKING-HS					2,400.00	1,339.59	0.00	1,060.41
157	TRAVEL-AUTO MECH-HS					0.00	0.00	0.00	0.00
158	TRAVEL-DE-HS					1,000.00	0.00	0.00	1,000.00
159	TRAVEL-SP ED-NON EMPLOYEE					0.00	0.00	0.00	0.00
160	FEE/DUES-ES					0.00	0.00	0.00	0.00
161	GRADUATION EXPENSE					2,500.00	2,751.65	0.00	(251.65)
162	TOTAL					14,900.00	7,046.27	0.00	7,853.73
163									
164	VECHILE-VO AG					0.00	0.00	0.00	0.00
165	EQUIP/FURN>5,000-VO AG					0.00	0.00	0.00	0.00
166	FURN/EQUIP-HS					9,685.01	3,495.59	0.00	6,189.42
167	FURN/EQUIP-C/T					0.00	0.00	0.00	0.00
168	FURN/EQUIP-HS ALLOTMENT					5,000.00	0.00	950.00	4,050.00
169	FURN/EQUIP-MS					9,252.43	914.00	0.00	8,338.43
170	FURN/EQUIP-MS-ST COMP					5,739.19	5,739.19	0.00	0.00
171	FURN/EQUIP-PS					10,000.00	4,178.92	0.00	5,821.08
172	FURN/EQUIP-ES					7,159.32	4,593.32	0.00	2,566.00
173	FURN/EQUIP-DISTRICT WIDE					0.00	0.00	0.00	0.00
174	FURN/EQUIP-HS-ENGLISH					0.00	0.00	0.00	0.00
175	FURN/EQUIP-DRAMA					0.00	0.00	0.00	0.00
176	FURN/EQUIP-MS-READING					0.00	0.00	0.00	0.00
177	FURN/EQUIP-SPANISH					0.00	0.00	0.00	0.00
178	BAND INSTRUMENTS-HS					36,615.00	33,511.09	0.00	3,103.91
179	FURN/EQUIP-HS CHOIR					0.00	0.00	0.00	0.00
180	BAND INSTRUMENTS-MS					14,364.00	14,364.00	0.00	0.00
181	FURN/EQUIP-HS HISTORY					0.00	0.00	0.00	0.00
182	FURN/EQUIP-MS-HISTORY					0.00	0.00	0.00	0.00
183	FURN/EQUIP-HS-MATH					800.00	300.00	0.00	500.00
184	FURN/EQUIP-MS-MATH					0.00	0.00	0.00	0.00
185	FURN/EQUIP-HS-SCIENCE					1,143.98	1,143.98	0.00	0.00
186	FURN/EQUIP-MS-SCIENCE					623.38	623.38	0.00	0.00
187	FURN/EQUIP-PS-MUSIC					0.00	0.00	0.00	0.00
188	FURN/EQUIP-ES-MUSIC					0.00	0.00	0.00	0.00
189	FURN/EQUIP-PS-PE					0.00	0.00	0.00	0.00
190	FURN/EQUIP-ES-PE					0.00	0.00	0.00	0.00
191	FURN/EQUIP-KEYBOARDING-MS					0.00	0.00	0.00	0.00
192	FURN/EQUIP-PS-PRE-K					0.00	0.00	0.00	0.00
193	FURN/EQUIP-PS-KINDERGARTEN					0.00	0.00	0.00	0.00
194	FURN/EQUIP-PS-FIRST GRADE					0.00	0.00	0.00	0.00
195	FURN/EQUIP-PS-SECOND GRADE					0.00	0.00	0.00	0.00
196	FURN/EQUIP-HEAD START					0.00	0.00	0.00	0.00
197	FURN/EQUIP-ES-THIRD GRADE					396.58	396.58	0.00	0.00
198	FURN/EQUIP-ES-FOURTH GRADE					1,110.80	934.53	0.00	176.27
199	FURN/EQUIP-ES-FIFTH GRADE					1,333.71	946.68	0.00	387.03
200	FURN/EQUIP-HS-CAREER/TECH					0.00	0.00	0.00	0.00
201	FURN/EQUIP-VO AG					0.00	0.00	0.00	0.00
202	FURN/EQUIP-DE					4,117.00	4,116.48	0.00	0.52

	A	B	C	D	E	F	G	H	I
203	FURN-EQUIP-HS-AUTO MECH					617.93	0.00	617.93	0.00
204	FURN/EQUIP-PS-SPEECH					0.00	0.00	0.00	0.00
205	FURN/EQUIP-HS-SP ED					0.00	0.00	0.00	0.00
206	FURN/EQUIP-MS-SP ED					0.00	0.00	0.00	0.00
207	FURN/EQUIP-PS-SP ED					0.00	0.00	0.00	0.00
208	FURN/EQUIP-ES-SP ED					156.19	156.19	0.00	0.00
209	FURN/EQUIP-HS-SCIENCE-RENOVATIONS					0.00	0.00	0.00	0.00
210	FURN/EQUIP-HS TECHNOLOGY**					97,360.00	52,360.00	0.00	45,000.00
211	FURN/EQUIP-HS-C/T					0.00	0.00	0.00	0.00
212	FURN/EQUIP-HS-ST COMP					0.00	0.00	0.00	0.00
213	FURN/EQUIP-MS TECHNOLOGY**					2,500.00	0.00	0.00	2,500.00
214	FURN/EQUIP-PS TECHNOLOGY**					2,500.00	0.00	0.00	2,500.00
215	FURN/EQUIP-ES TECHNOLOGY**					2,500.00	0.00	0.00	2,500.00
216	FURN/EQUIP-ES-ST COMP					0.00	0.00	0.00	0.00
217	TOTAL					212,974.52	127,773.93	1,567.93	83,632.66
218									
219	TOTAL INSTRUCTION					7,957,359.00	6,008,018.06	526,850.60	1,422,490.34
220									
221									
222									
223	SALARY					166,421.00	145,016.35	12,250.19	9,154.46
224	TOTAL					166,421.00	145,016.35	12,250.19	9,154.46
225									
226	CONTRACTED SERVICES-HS					2,219.00	88.50	0.00	2,130.50
227	CONTRACTED SERVICES-MS					1,000.00	88.50	0.00	911.50
228	CONTRACTED SERVICES-PS					1,000.00	338.49	0.00	661.51
229	CONTRACTED SERVICES-ES					1,000.00	338.49	0.00	661.51
230	TOTAL					5,219.00	853.98	0.00	4,365.02
231									
232	MAGAZINES/BOOKS-HS					10,050.00	10,031.31	0.00	18.69
233	MAGAZINES/BOOKS-MS					7,025.00	7,010.74	0.00	14.26
234	MAGAZINES/BOOKS-PS					6,500.00	6,015.76	0.00	484.24
235	MAGAZINES/BOOKS-ES					6,000.00	5,670.46	0.00	329.54
236	AUDIO VISUAL & OTHER INST SUPPLY-HS					450.00	240.00	0.00	210.00
237	AUDIO VISUAL & OTHER INST SUPPLY-MS					975.00	722.07	0.00	252.93
238	AUDIO VISUAL & OTHER INST SUPPLY-PS					3,000.00	723.40	0.00	2,276.60
239	AUDIO VISUAL & OTHER INST SUPPLY-ES					800.00	576.13	0.00	223.87
240	TOTAL					34,800.00	30,989.87	0.00	3,810.13
241									
242	TRAVEL-HS					1,325.00	1,368.88	0.00	(43.88)
243	TRAVEL-MS					50.00	99.00	0.00	(49.00)
244	TRAVEL-PS					50.00	99.00	0.00	(49.00)
245	TRAVEL-ES					1,175.00	1,368.88	0.00	(193.88)
246	FEES/DUES-HS					500.00	500.00	0.00	0.00
247	TOTAL					3,100.00	3,435.76	0.00	(335.76)
248									
249	FURN/EQUIP-HS					0.00	0.00	0.00	0.00
250	FURN/EQUIP-MS					0.00	0.00	0.00	0.00
251	FURN/EQUIP-PS					0.00	0.00	0.00	0.00
252	FURN/EQUIP-ES					0.00	0.00	0.00	0.00

12-LIBRARY

	A	B	C	D	E	F	G	H	I
253	TOTAL					0.00	0.00	0.00	0.00
254									
255	TOTAL LIBRARY					209,540.00	180,295.96	12,250.19	16,993.85
256									
257	13-STAFF DEVELOPMENT								
258									
259	DEPARTMENT HEAD/JUDGE TRUST					13,432.00	11,462.59	971.62	997.79
260	TOTAL					13,432.00	11,462.59	971.62	997.79
261									
262	CONTRACTED STAFF DEVELOPMENT-HS ALLO					0.00	0.00	0.00	0.00
263	CONTRACTED STAFF-DEVELOPMENT					9,681.00	13,000.00	0.00	(3,319.00)
264	STAFF DEVELOPMENT-REGION VII					8,000.00	7,420.00	0.00	580.00
265	STAFF DEVELOPMENT-G/T-REGION VII					11,000.00	11,000.00	0.00	0.00
266	STAFF DEVELOPMENT-CT-REGION VII					4,119.00	4,119.00	0.00	0.00
267	TOTAL					32,800.00	35,539.00	0.00	(2,739.00)
268									
269	SUPPLIES-IN SERVICE					500.00	0.00	0.00	500.00
270	TOTAL					500.00	0.00	0.00	500.00
271									
272	TRAVEL-HS-REG					658.05	98.04	165.00	395.01
273	TRAVEL-HS-VOC					1,647.45	1,647.45	0.00	0.00
274	TRAVEL-HS-SP ED					0.00	0.00	0.00	0.00
275	TRAVEL-HS-ST COMP					0.00	0.00	0.00	0.00
276	TRAVEL-HS-ESL					0.00	0.00	0.00	0.00
277	TRAVEL-HS ALLOTMENT					10,000.00	5,537.96	0.00	4,462.04
278	TRAVEL-MS-REG					2,130.00	93.04	15.00	2,021.96
279	TRAVEL-MS-SP ED					100.00	100.00	0.00	0.00
280	TRAVEL-MS-ST COMP					0.00	0.00	0.00	0.00
281	TRAVEL-MS-ESL					270.00	270.00	0.00	0.00
282	TRAVEL-PS-REG					2,253.50	1,198.04	15.00	1,040.46
283	TRAVEL-PS-G/T					10.00	10.00	0.00	0.00
284	TRAVEL-PS-SP ED					85.00	50.00	35.00	0.00
285	TRAVEL-PS-ST COMP					51.50	51.50	0.00	0.00
286	TRAVEL-ES-REG					2,033.00	189.20	15.00	1,828.80
287	TRAVEL-ES-G/T					57.00	57.00	0.00	0.00
288	TRAVEL-ES-SP ED					50.00	50.00	0.00	0.00
289	TRAVEL ES-ESL					0.00	0.00	0.00	0.00
290	TRAVEL-ALL SCHOOLS					13,800.00	0.00	0.00	13,800.00
291	TRAVEL -TECHNOLOGY					5,700.00	5,645.17	0.00	54.83
292	MISC OPERATING-HS-REG					194.50	194.50	0.00	0.00
293	MISC OPERATING-HS-SP ED					0.00	0.00	0.00	0.00
294	MISC OPERATING-HS-VOC					0.00	0.00	0.00	0.00
295	MISC OEPRATING-HS-G/T					0.00	0.00	0.00	0.00
296	MISC OPERATING-MS-REG					0.00	0.00	0.00	0.00
297	MISC OPERATING-MS-G/T					0.00	0.00	0.00	0.00
298	MISC OPERATING-MS-SP ED					0.00	0.00	0.00	0.00
299	MISC OPERATING-MS-ESL					0.00	0.00	0.00	0.00
300	MISC OPERATING-PS-REG					100.00	100.00	0.00	0.00
301	MISC OPERATING-PS-SP ED					0.00	0.00	0.00	0.00
302	MISC OPERATING-PS-ST COMP					0.00	0.00	0.00	0.00

	A	B	C	D	E	F	G	H	I
403	TRAVEL-ES-TSII					0.00	0.00	0.00	0.00
404	MEMBERSHIP/DUES-HS					201.00	201.00	0.00	0.00
405	MEMBERSHIP/DUES-MS					0.00	0.00	0.00	0.00
406	MEMBERSHIP/DUES-PS					0.00	0.00	0.00	0.00
407	MEMBERSHIP/DUES-ES					130.00	130.00	0.00	0.00
408	FEES & DUES-COLLEGE FAIR-HS					0.00	0.00	0.00	0.00
409	FEES-PS-STUDENTS					0.00	0.00	0.00	0.00
410	TOTAL					6,300.00	4,028.66	130.00	2,141.34
411									
412	FURNITURE-HS					225.00	198.76	0.00	26.24
413	FURNITURE-MS					0.00	0.00	0.00	0.00
414	FURNITURE-PS					0.00	0.00	0.00	0.00
415	TOTAL					225.00	198.76	0.00	26.24
416									
417	TOTAL COUNSELING					285,856.00	241,315.58	15,584.97	28,955.45
418									
419									
420									
421	PAYROLL					108,846.00	95,233.46	7,124.87	6,487.67
422	TOTAL					108,846.00	95,233.46	7,124.87	6,487.67
423									
424	CONT SERVICES-FINGERPRINTING					0.00	0.00	0.00	0.00
425	CONT SERVICES-NURSING-HS					0.00	0.00	0.00	0.00
426	CONT SERVICES-NURSING-MS					0.00	0.00	0.00	0.00
427	CONT SERVICES-NURSING-PS					0.00	0.00	0.00	0.00
428	CONT SERVICES-NURSING-ES					0.00	0.00	0.00	0.00
429	CONT SERVICES-HS					100.00	100.00	0.00	0.00
430	CONT SERVICES-MS					100.00	100.00	0.00	0.00
431	CONT SERVICES-PS					100.00	100.00	0.00	0.00
432	CONT SERVICES-ES					100.00	100.00	0.00	0.00
433	TOTAL					400.00	400.00	0.00	0.00
434									
435	SUPPLIES-HS					1,500.00	751.22	0.00	748.78
436	SUPPLIES-MS					1,000.00	751.23	0.00	248.77
437	SUPPLIES-PS					1,500.00	751.22	0.00	748.78
438	SUPPLIES-ES					1,000.00	751.28	0.00	248.72
439	TOTAL					5,000.00	3,004.95	0.00	1,995.05
440									
441	TRAVEL-HS					300.00	15.00	12.50	272.50
442	TRAVEL-MS					300.00	15.00	12.50	272.50
443	TRAVEL-PS					300.00	15.00	12.50	272.50
444	TRAVEL-ES					300.00	15.00	12.50	272.50
445	TOTAL					1,200.00	60.00	50.00	1,090.00
446									
447	EQUIPMENT-HS					0.00	0.00	0.00	0.00
448	EQUIPMENT-MS					0.00	0.00	0.00	0.00
449	EQUIPMENT-PS					0.00	0.00	0.00	0.00
450	EQUIPMENT-ES					0.00	0.00	0.00	0.00
451	TOTAL					0.00	0.00	0.00	0.00
452									

33-HEALTH SERVICES

	A	B	C	D	E	F	G	H	I
453	TOTAL HEALTH SERVICE					115,446.00	98,698.41	7,174.87	9,572.72
454									
455	<i>34-STUDENT TRANSPORTATION</i>								
456									
457	PAYROLL					201,227.00	186,789.03	6,457.53	7,980.44
458	TOTAL					201,227.00	186,789.03	6,457.53	7,980.44
459									
460	CONT SERVICES-PHYSICALS/DRUG TEST					4,500.00	2,012.70	800.00	1,687.30
461	CONT SERVICES-RECERTIFICATION					1,700.00	540.00	650.00	510.00
462	CONT SERVICES-REPAIR					19,000.00	13,605.45	4,775.00	619.55
463	TOTAL					25,200.00	16,158.15	6,225.00	2,816.85
464									
465	GAS,OIL,GREASE,TIRES					85,000.00	51,553.18	3,000.00	30,446.82
466	PARTS & SUPPLIES					42,500.00	25,382.77	12,550.00	4,567.23
467	TOTAL					127,500.00	76,935.95	15,550.00	35,014.05
468									
469	INSURANCE					12,450.00	10,841.00	0.00	1,609.00
470	MISC OPERATING COSTS					2,000.00	1,448.91	0.00	551.09
471	TOTAL					14,450.00	12,289.91	0.00	2,160.09
472									
473	BUSES					0.00	0.00	0.00	0.00
474	CAPITAL OUTLAY					0.00	0.00	0.00	0.00
475	FURN/EQUIP-TECHNOLOGY					0.00	0.00	0.00	0.00
476	TOTAL					0.00	0.00	0.00	0.00
477									
478	TOTAL STUDENT TRANSPORTATION					368,377.00	292,173.04	28,232.53	47,971.43
479									
480	<i>35-FOOD SERVICE</i>								
481									
482	CONTRACTED SERVICES-REPAIR					0.00	7,400.00	0.00	(7,400.00)
483									
484	TRANSFER OUT					0.00	0.00	0.00	0.00
485									
486	TOTAL FOOD SERVICE					0.00	7,400.00	0.00	(7,400.00)
487									
488									
489	<i>36-COCURRICULAR/EXTRACURRICULAR</i>								
490									
491	PAYROLL					329,533.00	277,421.13	14,323.88	37,787.99
492	TOTAL					329,533.00	277,421.13	14,323.88	37,787.99
493									
494	DRUG TESTING-HS					2,775.00	2,226.00	0.00	549.00
495	DRUG TESTING-MS					975.00	868.00	0.00	107.00
496	DRUG DOGS-HS					750.00	562.50	0.00	187.50
497	DRUG DOGS-MS					250.00	112.50	0.00	137.50
498	CONTRACTED ATHLETIC TRAINER					9,000.00	8,876.00	0.00	124.00
499	REPAIR ATHLETICS-HS					4,500.00	2,835.00	0.00	1,665.00
500	REPAIR-ATHLETICS-MS					0.00	0.00	0.00	0.00
501	RENTAL-DRAMA-HS					0.00	0.00	0.00	0.00
502	RENTAL-ATHLETICS					300.00	345.73	0.00	(45.73)

	A	B	C	D	E	F	G	H	I
503	RENTAL-STADIUM/GYM					3,500.00	3,682.93	0.00	(182.93)
504	GAME OFFICIALS-HS					20,000.00	18,335.50	0.00	1,664.50
505	GAME OFFICIALS-MS					6,500.00	3,660.68	0.00	2,839.32
506	GAME WORKERS-HS					1,550.00	1,450.00	0.00	100.00
507	GAME WORKERS-MS					1,000.00	550.00	0.00	450.00
508	GAME CONTRACTS					0.00	0.00	0.00	0.00
509	CONTRACTED SERVICE-HS DRAMA					250.00	0.00	30.00	220.00
510	CONTRACTED SERVICE-MS-DRAMA					75.00	75.00	0.00	0.00
511	CONTRACTED SERVICE-HS-BAND					8,300.00	9,316.00	2,365.00	(3,381.00)
512	CONTRACTED SERVICE-MS-BAND					0.00	200.00	0.00	(200.00)
513	CONTRACTED SERVICE-HS-ATHLETICS					2,400.00	2,359.00	0.00	41.00
514	PRINTING					550.00	583.52	0.00	(33.52)
515	TOTAL					62,675.00	56,038.36	2,395.00	4,241.64
516									
517	ATHLETIC NEWSLETTER					250.00	160.00	0.00	90.00
518	UNIFORMS-FOOTBALL/BOYS BASKETBALL					5,500.00	4,652.00	0.00	848.00
519	DRAMA COSTUMES					1,000.00	0.00	0.00	1,000.00
520	BAND UNIFORMS					11,300.00	1,593.98	44,959.20	(35,253.18)
521	CHOIR UNIFORMS-HS					0.00	0.00	0.00	0.00
522	UIL SUPPLIES-HS					2,000.00	1,142.47	0.00	857.53
523	UIL SUPPLIES-MS					500.00	224.80	0.00	275.20
524	UIL SUPPLIES-PS					0.00	0.00	0.00	0.00
525	UIL SUPPLIES-ES					1,000.00	382.80	21.00	596.20
526	CHEERLEADERS-HS					1,000.00	0.00	0.00	1,000.00
527	CHEERLEADERS-MS					500.00	0.00	0.00	500.00
528	ALL ATHLETICS-HS					4,000.00	1,102.18	0.00	2,897.82
529	ALL ATHLETICS-MS					2,000.00	763.76	0.00	1,236.24
530	FOOTBALL-HS					13,000.00	3,835.21	16,996.25	(7,831.46)
531	FOOTBALL-MS					4,000.00	0.00	3,932.90	67.10
532	BASKETBALL-HS					4,000.00	3,202.51	0.00	797.49
533	BASKETBALL-MS					1,500.00	1,023.61	0.00	476.39
534	TRACK-HS					4,000.00	3,583.65	0.00	416.35
535	TRACK-MS					1,500.00	1,363.75	0.00	136.25
536	BASEBALL-HS					4,000.00	2,997.96	327.00	675.04
537	VOLLEYBALL-HS					4,000.00	3,820.25	292.50	(112.75)
538	VOLLEYBALL-MS					1,500.00	310.00	1,364.25	(174.25)
539	GIRLS BASKETBALL-HS					4,000.00	3,329.19	153.90	516.91
540	GIRLS BASKETBALL-MS					1,500.00	1,476.28	76.95	(53.23)
541	GIRLS TRACK-HS					4,000.00	2,927.50	0.00	1,072.50
542	GIRLS TRACK-MS					1,500.00	1,391.00	0.00	109.00
543	TENNIS-HS					1,500.00	1,500.00	0.00	0.00
544	GOLF-HS					1,500.00	446.10	0.00	1,053.90
545	WEIGHT TRAINING-HS					1,500.00	1,441.75	0.00	58.25
546	SOFTBALL-HS					4,000.00	3,926.00	0.00	74.00
547	OFF SEASON-HS					5,000.00	5,520.00	0.00	(520.00)
548	OFF SEASON-MS					0.00	0.00	0.00	0.00
549	TRAINER SUPPLIES-HS					5,000.00	3,995.05	0.00	1,004.95
550	CROSS COUNTRY-HS					1,500.00	799.99	0.00	700.01
551	SOCCER-HS					0.00	1,596.75	0.00	(1,596.75)

	A	B	C	D	E	F	G	H	I
552	TOTAL					97,550.00	58,508.54	68,123.95	(29,082.49)
553									
554	EMPLOYEE TRAVEL-DRAMA-HS					0.00	0.00	0.00	0.00
555	EMPLOYEE TRAVEL-BAND-HS					1,363.82	1,363.82	0.00	0.00
556	EMPLOYEE TRAVEL-CHOIR-HS					0.00	0.00	0.00	0.00
557	EMPLOYEE TRAVEL-BAND-MS					210.48	210.48	0.00	0.00
558	EMPLOYEE TRAVEL-MUSIC-ES					0.00	0.00	0.00	0.00
559	EMPLOYEE TRAVEL-ES-UIL					32.50	32.50	0.00	0.00
560	EMPLOYEE TRAVEL-ATHELTICS-HS					13,000.00	14,001.90	524.94	(1,526.84)
561	STUDENT MEALS/FEES-HS					0.70	0.00	0.00	0.70
562	STUDENT MEALS/FEES-MS					1,106.98	0.00	0.00	1,106.98
563	STUDENT MEALS/FEES-PS					0.00	0.00	0.00	0.00
564	STUDENT MEALS/FEES-ES					450.00	0.00	0.00	450.00
565	STUDENTS/REP DISTRICT-HS					516.00	516.00	0.00	0.00
566	STUDENTS/REP DISTRICT-MS					60.00	60.00	0.00	0.00
567	STUDENT TRAVEL-JOURNALISM-HS					291.25	291.25	0.00	0.00
568	STUDENT TRAVEL-DRAMA-HS					0.00	0.00	0.00	0.00
569	STUDENT TRAVEL-DRAMA-MS					0.00	0.00	0.00	0.00
570	STUDENT TRAVEL-BAND-HS					8,321.38	8,321.38	0.00	0.00
571	STUDENT TRAVEL-BAND-MS					1,818.76	1,818.76	0.00	0.00
572	STUDENT TRAVEL-CHOIR-HS					1,066.50	1,066.50	0.00	0.00
573	STUDENT TRAVEL-SCIENCE-HS					450.00	450.00	0.00	0.00
574	STUDENT TRAVEL-BUS CLUB-HS					2,479.00	2,479.00	0.00	0.00
575	STUDENT TRAVEL-VO AG					6,875.72	6,875.72	0.00	0.00
576	STUDENT TRAVEL-HOME ECO					4,803.48	4,803.48	0.00	0.00
577	STUDENT TRAVEL-DECA-HS					810.00	810.00	0.00	0.00
578	STUDENT TRAVEL-UIL-HS					380.00	380.00	0.00	0.00
579	STUDENT TRAVEL-UIL-MS					486.00	486.00	0.00	0.00
580	STUDENT TRAVEL-UIL-PS					25.00	0.00	0.00	25.00
581	STUDENT TRAVEL-UIL-ES					450.00	380.00	0.00	70.00
582	STUDENT TRAVEL-ACADEMICS-HS					0.00	0.00	0.00	0.00
583	STUDENT TRAVEL-ROPE TRICK-ES					0.00	0.00	0.00	0.00
584	STUDENT TRAVEL-ATHLETICS-HS					70.00	70.00	0.00	0.00
585	STUDENT TRAVEL-ATHLETICS-MS					0.00	0.00	0.00	0.00
586	STUDENT TRAVEL-HS-FOOTBALL					2,450.00	7,010.25	0.00	(4,560.25)
587	STUDENT TRAVEL-MS-FOOTBALL					2,000.00	1,665.00	0.00	335.00
588	STUDENT TRAVEL-HS BASKETBALL					2,000.00	1,559.55	0.00	440.45
589	STUDENT TRAVEL-MS BASKETBALL					1,000.00	938.69	0.00	61.31
590	STUDENT TRAVEL-HS TRACK					2,800.00	2,989.48	0.00	(189.48)
591	STUDENT TRAVEL-MS TRACK					1,800.00	554.00	0.00	1,246.00
592	STUDENT TRAVEL-HS BASEBALL					1,800.00	470.57	0.00	1,329.43
593	STUDENT TRAVEL-HS VOLLEYBALL					1,876.00	1,267.94	0.00	608.06
594	STUDENT TRAVEL-MS VOLLEYBALL					1,000.00	1,076.00	0.00	(76.00)
595	STUDENT TRAVEL-HS GIRLS BASKETBALL					2,000.00	1,194.65	0.00	805.35
596	STUDENT TRAVEL-MS GIRLS BASKETBALL					1,000.00	810.00	0.00	190.00
597	STUDENT TRAVEL-HS FIRLS TRACK					1,500.00	1,533.18	0.00	(33.18)
598	STUDENT TRAVEL-MS GIRLS TRACK					1,000.00	679.90	0.00	320.10
599	STUDENT TRAVEL-HS TENNIS					750.00	52.00	0.00	698.00

	A	B	C	D	E	F	G	H	I
600	STUDENT TRAVEL-HS GOLF					750.00	88.23	0.00	661.77
601	STUDENT TRAVEL-HS WEIGHT LIFTING					800.00	159.00	0.00	641.00
602	STUDENT TRAVEL-HS SOFTBALL					1,800.00	1,275.83	0.00	524.17
603	STUDENT TRAVEL-HS CROSS COUNTRY					900.00	156.99	0.00	743.01
604	TRAVEL-NON EMPLOYEE-HS-BAND					0.00	0.00	0.00	0.00
605	STUDENT INSURANCE-HS					25,000.00	24,253.00	0.00	747.00
606	STUDENT INSURANCE-MS					25,000.00	24,253.00	0.00	747.00
607	DUES-JOURNALISM-HS					75.00	75.00	0.00	0.00
608	DUES-BAND-HS					100.00	100.00	0.00	0.00
609	DUES-CHOIR-HS					0.00	0.00	0.00	0.00
610	DUES-BAND-MS					200.00	200.00	0.00	0.00
611	DUES-SCIENCE-HS					100.00	100.00	0.00	0.00
612	DUES-MUSIC-ES					0.00	0.00	0.00	0.00
613	DUES-ATHLETICS-HS					1,125.00	2,960.00	0.00	(1,835.00)
614	STUDENT ACTIVITY-HS					200.00	200.00	0.00	0.00
615	STUDENT ACTIVITY-MS					0.00	0.00	0.00	0.00
616	FEES & DUES-DRAMA-HS					150.00	150.00	0.00	0.00
617	FEES & DUES-DRAMA-MS					0.00	0.00	0.00	0.00
618	FEES & DUES-BAND-HS					5,479.50	5,479.50	0.00	0.00
619	FEES & DUES-CHOIR-HS					170.00	170.00	0.00	0.00
620	FEES & DUES-BAND-MS					2,370.00	2,370.00	0.00	0.00
621	FEES & DUES-CHOIR-MS					0.00	0.00	0.00	0.00
622	FEES-MUSIC-ES					0.00	0.00	0.00	0.00
623	FEES & DUES-BUS DEPT-HS					400.00	400.00	0.00	0.00
624	FEES & DUES-VO AG					1,217.00	1,217.00	0.00	0.00
625	FEES & DUES-HOME ECO					693.00	693.00	0.00	0.00
626	FEES & DUES-DE					275.00	275.00	0.00	0.00
627	UIL FEES-HS					3,969.00	3,969.00	0.00	0.00
628	UIL FEES-MS					374.98	374.98	0.00	0.00
629	UIL FEES-PS					200.00	0.00	0.00	200.00
630	UIL FEES-ES					300.00	0.00	0.00	300.00
631	ACADEMIC AWARDS-HS					0.00	0.00	0.00	0.00
632	ACADEMIC AWARDS-MS					150.00	150.00	0.00	0.00
633	ACADEMIC AWARDS-ES					0.00	0.00	0.00	0.00
634	JUMP ROPE FEES-ES					0.00	0.00	0.00	0.00
635	CHEERLEADER FEES-HS					0.00	0.00	0.00	0.00
636	CHEERLEADER FEES-MS					0.00	0.00	0.00	0.00
637	DRUM MAJOR/FLAGS FEES-HS					0.00	0.00	0.00	0.00
638	DEBATE FEES-HS					0.00	0.00	0.00	0.00
639	DRAMA AWARDS/JACKETS-HS					140.00	0.00	140.00	0.00
640	BAND AWARD/JACKETS-HS					2,467.95	1,767.95	700.00	(0.00)
641	CHOIR AWARDS/JACKETS-HS					0.00	0.00	0.00	0.00
642	BAND AWARDS-MS					0.00	0.00	0.00	0.00
643	FEES & DUES-ATHLETICS-HS					17,300.00	12,949.46	600.00	3,750.54
644	FEES & DUES-ATHLETICS-MS					2,000.00	2,405.90	0.00	(405.90)
645	TROPHIES,MEDALS,RIBBONS-HS					2,750.00	3,939.20	0.00	(1,189.20)
646	TROPHIES,MEDALS,RIBBONS-MS					1,200.00	14.90	0.00	1,185.10
647	ATHLETICS AWARDS/JACKETS-HS					2,500.00	630.00	1,540.00	330.00

	A	B	C	D	E	F	G	H	I
648	TOTAL					168,200.00	156,994.94	3,504.94	7,700.12
649									
650	EQUIPMENT-HS-FOOTBALL					0.00	0.00	0.00	0.00
651	EQUIPMENT-ALL ATHLETICS-HS					0.00	3,340.00	0.00	(3,340.00)
652	EQUIPMENT-ALL ATHLETICS-MS					34,410.00	41,975.42	0.00	(7,565.42)
653	EQUIPMENT-TRACK					0.00	0.00	0.00	0.00
654	TOTAL					34,410.00	45,315.42	0.00	(10,905.42)
655									
656	TOTAL COCURRICULAR/EXTRACURRICULAR					692,368.00	594,278.39	88,347.77	9,741.84
657									
658	<i>41-GENERAL ADMINISTRATION</i>								
659									
660	PAYROLL					369,979.00	358,490.32	0.00	11,488.68
661	TOTAL					369,979.00	358,490.32	0.00	11,488.68
662									
663	ATTORNEY FEES-SPEC ED					0.00	9,212.98	0.00	(9,212.98)
664	ATTORNEY FEES					4,500.00	1,506.03	0.00	2,993.97
665	AUDIT EXP					19,000.00	19,350.00	0.00	(350.00)
666	CONT-SERVICE-FINGERPRINTING					0.00	0.00	0.00	0.00
667	REGION VII ESC					4,200.00	4,167.00	0.00	33.00
668	COPIER REPAIR/MAINT					1,250.00	650.00	0.00	600.00
669	LEASE-EQUIP					2,868.00	2,868.00	0.00	0.00
670	PRINTING-SUPERINTENDENT					175.00	155.00	0.00	20.00
671	POLICY REVIEW-SCHOOL BOARD					800.00	0.00	0.00	800.00
672	PRINTING-TAX OFFICE					1,600.00	1,600.00	0.00	0.00
673	PRINTING-ADM					1,825.00	1,729.25	0.00	95.75
674	CONT SERVICE-FACILITY REVIEW					6,750.00	6,750.00	0.00	0.00
675	CONT SERVICE-TASB PAY PLAN					2,000.00	1,600.00	0.00	400.00
676	CONT SERVICE-SUPT SEARCH					6,986.30	6,986.30	0.00	0.00
677	TOTAL					51,954.30	56,574.56	0.00	(4,620.26)
678									
679	MAGAZINES					100.00	0.00	0.00	100.00
680	SUPPLIES-SUPERINTENDENT					1,000.00	206.71	0.00	793.29
681	SUPPLIES-SCHOOL BOARD					1,500.00	1,965.82	50.00	(515.82)
682	SUPPLIES-TAX OFFICE					2,500.00	2,543.03	0.00	(43.03)
683	SUPPLIES-ADMINISTRATION					3,250.00	3,001.42	18.69	229.89
684	SERVICE PINS					1,150.00	568.60	0.00	581.40
685	POSTAGE-TAX					1,500.00	1,000.00	0.00	500.00
686	POSTAGE-ADM					1,500.00	57.57	0.00	1,442.43
687	SUPPLIES-TECHNOLOGY**					0.00	0.00	0.00	0.00
688	TOTAL					12,500.00	9,343.15	68.69	3,088.16
689									
690	TRAVEL-SUPERINTENDENT					2,500.00	2,646.27	321.88	(468.15)
691	TRAVEL-TAX					1000.00	0.00	0.00	1,000.00
692	TRAVEL-BUS OFF					2,150.00	1,923.05	0.00	226.95
693	TRAVEL-SCHOOL BOARD					7,500.00	5,786.81	0.00	1,713.19
694	INSUR-SCHOOL BOARD					4,630.00	4,381.00	0.00	249.00
695	BONDING-TAX					250.00	321.00	0.00	(71.00)
696	BONDING-ADM					100.00	71.00	0.00	29.00

	A	B	C	D	E	F	G	H	I
697	ELECTIONS					2,225.00	0.00	0.00	2,225.00
698	DUES-SUPERINTENDENT					500.00	520.00	0.00	(20.00)
699	DUES-SCHOOL BOARD					5,000.00	3,147.30	0.00	1,852.70
700	DUES-TAX COLLECTOR					250.00	380.00	0.00	(130.00)
701	DUES-SCHOOL WIDE					5,000.00	3,585.00	0.00	1,415.00
702	DUES-ADMIN OFFICE					4,625.00	100.00	0.00	4,525.00
703	MISC OPERATING-SUPERINTENDENT					750.00	25.00	0.00	725.00
704	MISC OPERATING-SCHOOL BOARD					2,500.00	2,738.15	0.00	(238.15)
705	MISC OPERATING-TAX OFFICE					500.00	0.00	0.00	500.00
706	MISC OPERATING-SCHOOL WIDE					4,000.00	2,100.00	0.00	1,900.00
707	MISC OPERATING-ADMIN					2,500.00	763.05	0.00	1,736.95
708	OTHER OPERATING COSTS-TAX REFUNDS					0.00	0.00	0.00	0.00
709	ADVER-TAX					500.00	0.00	0.00	500.00
710	ADVER-ADM					2,000.00	892.20	0.00	1,107.80
711	TECS FEES					0.00	0.00	0.00	0.00
712	TOTAL					48,480.00	29,379.83	321.88	18,778.29
713									
714	FURN/EQUIP-SUPERINTENDENT					0.00	2,789.00	0.00	(2,789.00)
715	FURN/EQUIP-SCHOOL BOARD					0.00	0.00	0.00	0.00
716	FURN/EQUIP-TECHNOLOGY**					0.00	2,231.34	0.00	(2,231.34)
717	TOTAL					0.00	5,020.34	0.00	(5,020.34)
718									
719	TOTAL GENERAL ADMINISTRATION					482,913.30	458,808.20	390.57	23,714.53
720									
721	<i>51-PLANT MAINTENANCE</i>								
722									
723	PAYROLL					518,767.00	476,556.83	0.00	42,210.17
724	TOTAL					518,767.00	476,556.83	0.00	42,210.17
725									
726	BUILDING APPRAISAL					0.00	0.00	0.00	0.00
727	PRINTING					0.00	0.00	0.00	0.00
728	CONTRACTED SERVICES-PHYSICALS/DRUG					1,000.00	184.55	200.00	615.45
729	CONTRACTED SERVICES-ELECTRICAL					11,000.00	13,496.14	0.00	(2,496.14)
730	CONTRACTED SERVICES-EXTERMINATING					7,500.00	7,234.60	0.00	265.40
731	CONTRACTED SERVICES-GARBAGE					12,000.00	7,770.00	0.00	4,230.00
732	CONTRACTED SERVICES-HEAT/AIR					144,000.00	192,804.72	52,100.00	(100,904.72)
733	CONTRACTED SERVICES-GENERAL					24,625.00	16,244.77	4,260.00	4,120.23
734	CONTRACTED SERVICES-FOOTBALL/BASEBAL					15,000.00	8,875.00	2,000.00	4,125.00
735	CONTRACTED SERVICES-GYM FLOORS					9,100.00	2,793.00	4,000.00	2,307.00
736	CONTRACTED SERVICES-SOUND SYS					10,000.00	5,456.06	5,776.78	(1,232.84)
737	CONTRACTED SERVICES-ROAD REPAIR					2,500.00	0.00	26,625.00	(24,125.00)
738	CONTRACTED SERVICES-FIRE EXT					7,500.00	0.00	2,000.00	5,500.00
739	CONTRACTED SERVICES-PLUMBING					10,000.00	2,779.29	2,000.00	5,220.71
740	CONTRACTED SERVICES-DST WIDE					7,500.00	10,750.00	0.00	(3,250.00)
741	CONTRACTED SERVICES-ROOFING					2,500.00	0.00	0.00	2,500.00
742	CONTRACTED SERVICES-TECHNOLOGY**					0.00	0.00	0.00	0.00
743	PHONE-HS					3,200.00	1,324.63	0.00	1,875.37
744	PHONE-MS					1,700.00	319.28	0.00	1,380.72
745	PHONE-PS					1,200.00	319.28	0.00	880.72

	A	B	C	D	E	F	G	H	I
795	EQUIP-HS					3,750.00	3,740.45	0.00	9.55
796	EQUIP-MS					3,750.00	3,291.35	0.00	458.65
797	EQUIP-PS					3,750.00	1,019.75	0.00	2,730.25
798	EQUIP-ES					3,750.00	1,244.30	0.00	2,505.70
799	EQUIP-ADM					0.00	2,470.00	0.00	(2,470.00)
800	TOTAL					15,000.00	11,765.85	0.00	3,234.15
801									
802	TOTAL SECURITY & MONITORING					25,200.00	18,143.85	0.00	7,056.15
803									
804									
805									
806	PAYROLL					0.00	0.00	0.00	0.00
807	TOTAL					0.00	0.00	0.00	0.00
808									
809	CONTRACTED SERVICES-DISTRICT					20,000.00	0.00	25,000.00	(5,000.00)
810	CONT SERVICE-FINGERPRINTING					0.00	0.00	0.00	0.00
811	HARDWARE & SOFTWARE MAINT-HS					7,250.00	5,089.55	0.00	2,160.45
812	HARDWARE & SOFTWARE MAINT-MS					7,250.00	5,089.55	0.00	2,160.45
813	HARDWARE & SOFTWARE MAINT-PS					7,250.00	5,089.55	0.00	2,160.45
814	HARDWARE & SOFTWARE MAINT-ES					7,250.00	5,089.54	0.00	2,160.46
815	HARDWARE & SODTWARE MAINT-TAX					6,000.00	6,640.00	0.00	(640.00)
816	HARDWARE & SOFTWARE MAINT-ADM					14,000.00	13,279.00	0.00	721.00
817	MISC CONT SERVICES-HS					18,000.00	15,957.55	1,328.75	713.70
818	MISC CONT SERVICES-MS					18,000.00	14,972.54	1,328.75	1,698.71
819	MISC CONT SERVICES-PS					18,000.00	14,972.55	1,328.75	1,698.70
820	MISC CONT SERVICES-ES					18,000.00	14,972.54	1,328.75	1,698.71
821	TOTAL					141,000.00	101,152.37	30,315.00	9,532.63
822									
823	COMPUTER SUPPLIES-HS					900.00	892.62	0.00	7.38
824	COMPUTER SUPPLIES-MS					900.00	698.90	0.00	201.10
825	COMPUTER SUPPLIES-PS					900.00	662.39	0.00	237.61
826	COMPUTER SUPPLIES-ES					900.00	662.39	0.00	237.61
827	COMPUTER SUPPLIES-ADM					500.00	0.00	0.00	500.00
828	TOTAL					4,100.00	2,916.30	0.00	1,183.70
829									
830	TRAVEL					1,000.00	0.00	0.00	1,000.00
831	FEES/DUES					0.00	0.00	0.00	0.00
832	TOTAL					1,000.00	0.00	0.00	1,000.00
833									
834	COMPUTERS-HS					2,500.00	0.00	0.00	2,500.00
835	COMPUTERS-MS					2,500.00	0.00	0.00	2,500.00
836	COMPUTERS-PS					2,500.00	0.00	0.00	2,500.00
837	COMPUTERS-ES					2,500.00	0.00	0.00	2,500.00
838	COMPUTERS-ADM					0.00	0.00	0.00	0.00
839	TOTAL					10,000.00	0.00	0.00	10,000.00
840									
841	TOTAL DATA PROCESSING					156,100.00	104,068.67	30,315.00	21,716.33
842									
843									

53-DATA PROCESSING

61-COMMUNITY SERVICE

	A	B	C	D	E	F	G	H	I
893	TOTAL PAYMENTS TO MEMBER DISTRICTS					391,159.00	390,742.90	0.00	416.10
894									
895	99-OTHER INTERGOVERNMENTAL CHARGES								
896									
897	APPRAISAL DISTRICT					122,905.00	83,425.50	0.00	39,479.50
898									
899	TOTAL OTHER INTERGOVERNMENTAL					122,905.00	83,425.50	0.00	39,479.50
900									
901	TRANSFER OUT-WOOD COUNTY SSA					0.00	0.00	0.00	0.00
902									
903									
904	TOTAL OPERATING BUDGET					14,006,743.35	11,491,017.95	855,348.29	1,660,377.11
905									
906									
907	DEBT SERVICE FUND								
908	599								
909									
910	BONDS					0.00	0.00	0.00	0.00
911	INTEREST					0.00	0.00	0.00	0.00
912	FEES					0.00	0.00	0.00	0.00
913						0.00	0.00	0.00	0.00
914	TOTAL								
915	TOTAL DEBT SERVICE					0.00	0.00	0.00	0.00
916									
917									
918	TOTAL OPERATING FUND								
919	AND DEBT SERVICE					14,006,743.35	11,491,017.95	855,348.29	1,660,377.11
920									
921									
922	***TECHNOLOGY EXPENSES TO BE								
923	FUNDED					154,860.00	111,454.13	0.00	43,405.87
924									
925									
926	REFERENCE GUIDE								
927									
928	HS					ST COMP	STATE COMPENSATORY		
929	MS	HIGH SCHOOL				ESL	ENGLISH/SPANISH LANGUAGE		
930	PS	MIDDLE SCHOOL				VOC	VOCATIONAL EDUCATION		
931	ES	PRIMARY SCHOOL				G/T	GIFTED/TALENTED EDUCATION		
932	ADM	ELEMENTARY SCHOOL				SP ED	SPECIAL EDUCATION		
933		ADMINISTRATION							
934									
935	MINEOLA INDEPENDENT SCHOOL DISTRICT								
936									
937	2014-2015 REVENUE								
938	199-GENERAL FUND								
939						BUDGETED	RECEIVED	BALANCE	
940	TAXES-CURRENT YEAR					6,011,620.00	6,005,991.81		5,628.19
941	TAXES-PRIOR YEAR					120,000.00	152,368.56		-32,368.56
942	TAXES-PENALTIES					100,000.00	98,477.96		1,522.04



Mineola Independent School District

MISD District Improvement Fund	78,163.21	
Head Start	444.50	
District Lost Book Account	19,797.82	
TOTAL		98,405.53

Mineola Primary School

Advisory Council	4,253.71	
Yearbooks	986.59	
Box Tops	9,958.64	
Flower Fund	13.19	
Jacket Dads	306.00	
Library Fund	124.19	
T-Shirts	538.00	
Teacher Gifts	10,932.09	
Title I Book Acct	385.00	
School Vending	2,420.34	
Benevolent Fund	12,506.24	
Lounge Vending	3,641.45	
TOTAL		46,065.44

Mineola Elementary School

Teacher Gifts	3,222.19	
School Annual	2,410.22	
Benevolent Fund	1,778.70	
Advisory Council	4,836.39	
Flower Fund	110.39	
Library Fund	3,130.23	
Lounge Vending	512.43	
Jump Rope	352.00	
School Vending	13,272.33	
P. E.	7.46	
Kiwanis Kids	209.75	
Super Dads	268.74	
TOTAL		30,110.83

Mineola Middle School

AVID	249.08	
PE-MS	105.01	
Volleyball	0.00	
Flower Fund	133.33	
Jacket Jazz	0.00	
Advisory Council	1,364.80	
Choir	151.44	
MS Cheerleaders	4,450.54	
MS Yearbook	2,170.19	
Crime Stoppers	0.00	
Junior Honor Society	0.00	
Communities in Schools	0.00	
Athletic Boosters	614.90	
Library Fund	627.55	

Lounge Vending	993.50	
FCA-MS	4,068.46	
Builder's Club	57.57	
Spirit Crew	103.50	
School Vending	9,569.74	
Benevolent Fund	8,247.70	
Science Club	0.00	
Student Council	1,218.98	
TOTAL		34,126.29

Mineola High School

Athletic Boosters	11,562.53	
Art	474.22	
Auto Mechanics	877.28	
Anchor Club	168.15	
Annual Staff	9,954.81	
Athletic Vending	9,741.22	
Athletic Equipment Donations	1,357.28	
Band Fund	2,560.00	
Band Boosters	11,777.10	
Business Club	218.82	
D. E. C. A.	883.89	
Fellowship of Christian Athletes	2,539.07	
Future Farmers of America	80.38	
Future Homemakers of America	859.04	
Fishing Club	247.52	
Class of 2016	16,571.18	
Benevolent Fund	2,386.95	
Testing/Tuition	1,950.45	
Lounge Vending	643.15	
Student Technoloty Assoc	315.40	
I-Pad fees	31,365.62	
Choir	1,126.00	
Class of 2018	170.00	
Key Club	490.22	
Library Fund	840.73	
Junior Historians	734.75	
National Honor Society	111.36	
Nature Trail	51.64	
Project Graduation	3,989.39	
H. S. Players/Drama	463.48	
Flower Fund	1,023.55	
Student Council	371.99	
Scholarship Fund	24,163.00	
Class of 2015	0.00	
Soccer Club	1,633.00	
Class of 2017	740.00	
Slot Car Racing	1,879.65	
Girl's Athletic Scholarship	95.99	
Varsity Cheerleaders	15,222.27	
AVID	197.17	
School Vending	6,767.45	
TOTAL		166,605.70

WOOD COUNTY SPECIAL EDUCATION SSA

Activity Fund

1,478.19

TOTAL

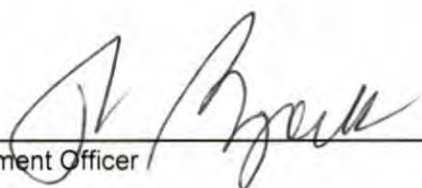
1,478.19

**PORTFOLIO SUMMARY
ACTIVITY FOR MONTH ENDING
July 31, 2015**

CERTIFICATE OF DEPOSIT/SAVINGS

<i>Investments</i>	<i>Cost</i>	<i>Market</i>	<i>Ratio</i>	<i>Interest Rate</i>
Beginning of period	7,213,438.10	7,213,438.10	100.00%	
Deposits	851,999.77			
Withdrawals	1,360,000.00			
End of period	6,705,437.87	6,705,437.87		
Interest Accrued	5,687.94			
End of Period				
Bank Texas				
CD # 8025567	265,360.02	265,360.02	100.00%	0.60%
Bank Texas				
CD # 8025872	1,065,286.04	1,065,286.04	100.00%	1.00%
First National Bank-Gilmer in Mineola				
CD # 1005229	241,779.79	241,779.79	100.00%	0.61%
Mineola Community				
CD # 01-00542339-9	161,143.30	161,143.30	100.00%	0.60%
Capital One				
Savings #3830656862	4,767,322.29	4,767,322.29	100.00%	0.40%
City National Bank				
CD #10305497	204,546.43	204,546.43	100.00%	0.60%

This report is in compliance with the investment strategies as approved by the Public Funds Investment Act


 Investment Officer


**TEXPOOL
PORTFOLIO SUMMARY
ACTIVITY FOR MONTH ENDING
July 31, 2015**

LOCAL MAINTENANCE

<i>Investments</i>	<i>Cost</i>	<i>Market</i>	<i>Ratio</i>	<i>Interest Rate</i>
Beginning of period	27,243.82	27,243.82	100.00%	0.06%
Deposits	0.00			
Withdrawals	0.00			
Interest accrued	1.48			
End of Period	27,245.30	27,245.30	100.00%	0.06%

This report is in compliance with the investment strategies as approved by the Public Funds Investment Act

Investment Officer




**TEXPOOL
PORTFOLIO SUMMARY
ACTIVITY FOR MONTH ENDING
July 31, 2015**

FOOD SERVICE

<i>Investments</i>	<i>Cost</i>	<i>Market</i>	<i>Ratio</i>	<i>Interest Rate</i>
Beginning of period	12.20	12.20	100.00%	0.06%
Deposits	0.00			
Withdrawals	0.00			
Interest accrued	0.00			
End of Period	12.20	12.20	100.00%	0.06%

This report is in compliance with the investment strategies as approved by the Public Funds Investment Act

Investment Officer




**TEXPOOL
PORTFOLIO SUMMARY
ACTIVITY FOR MONTH ENDING
July 31, 2015**

INTEREST & SINKING

<i>Investments</i>	<i>Cost</i>	<i>Market</i>	<i>Ratio</i>	<i>Interest Rate</i>
Beginning of period	107,174.46	107,174.46	100.00%	0.06%
Deposits	0.00			
Withdrawals	0.00			
Interest accrued	5.74			
End of Period	107,180.20	107,180.20	100.00%	0.06%

This report is in compliance with the investment strategies as approved by the Public Funds Investment Act


Investment Officer

**TEXPOOL
PORTFOLIO SUMMARY
ACTIVITY FOR MONTH ENDING
July 31, 2015**

WORKERS COMPENSATION

<i>Investments</i>	<i>Cost</i>	<i>Market</i>	<i>Ratio</i>	<i>Interest Rate</i>
Beginning of period	446,938.25	446,938.25	100.00%	0.06%
Deposits	0.00			
Withdrawals	649.00			
Interest accrued	23.90			
End of Period	446,313.15	446,313.15	100.00%	0.06%

This report is in compliance with the investment strategies as approved by the Public Funds Investment Act

Investment Officer




EDWARD JONES
PORTFOLIO SUMMARY
ACTIVITY FOR MONTH ENDING
July 31, 2015

DAN PEACOCK TRUST

<i>Investments</i>	<i>Cost</i>	<i>Market</i>	<i>Original Value</i>	<i>Ratio</i>	<i>Combined Interest Rate</i>
Beginning of period	16,816.89	16,943.07	16,094.29	100.00%	0.00%
Assets Added	0.00		500.00		
Deposits-Interest	0.02		445.50		
Scholarships	1,000.00		1000		
Change in Value YTD	-100.67		-323.55		
End of Period	15,716.24	16,816.89	15,716.24	100.00%	0.00%

This report is in compliance with the investment strategies as approved by the Public Funds Investment Act



 Investment Officer

EDWARD JONES
PORTFOLIO SUMMARY
ACTIVITY FOR MONTH ENDING
July 31, 2015

G. W. ENGLISH TRUST

<i>Investments</i>	<i>Cost</i>	<i>Market</i>	<i>Original Value</i>	<i>Ratio</i>	<i>Combined Interest Rate</i>
Beginning of period	239,862.85	241,652.25	235,708.14	100.00%	0.00%
Deposits-Interest	359.78		10,841.67		
Scholarships	1,000.00		1,000.00		
Change in Value YTD	307.51		-6,019.67		
End of Period	239,530.14	239,862.85	239,530.14	100.00%	0.00%

This report is in compliance with the investment strategies as approved by the Public Funds Investment Act



Investment Officer

**EDWARD JONES
PORTFOLIO SUMMARY
ACTIVITY FOR MONTH ENDING
July 31, 2015**

MARILYN MERRITT WILSON TRUST

<i>Investments</i>	<i>Cost</i>	<i>Market</i>	<i>Original Value</i>	<i>Ratio</i>	<i>Combined Interest Rate</i>
Beginning of period	474,951.77	478,378.72	435,931.44	100.00%	0.00%
Assets added	0.00		30,254.70		
Assets added	0.00		52.82		
Deposits-Interest	638.54		22,152.48		
Scholarships	2,000.00		2,000.00		
Change in Value YTD	-117.07		-12,918.20		
End of Period	473,473.24	474,951.77	473,473.24	100.00%	0.00%

This report is in compliance with the investment strategies as approved by the Public Funds Investment Act



 Investment Officer

**MINEOLA COMMUNITY BANK
PORTFOLIO SUMMARY
ACTIVITY FOR MONTH ENDING
July 31, 2015**

JUDGE TRUST

<i>Investments</i>	<i>Cost</i>	<i>Market</i>	<i>Ratio</i>	<i>Interest Rate</i>
Beginning of period				
CD	18,000.00	18,000.00	100.00%	0.60%
CD	24,329.52	24,329.52	100.00%	0.60%
CD	26,814.59	26,814.59	100.00%	0.60%
SAVINGS ACCT	3,036.07	3,036.07	100.00%	0.25%
Deposits	138.27			
Withdrawals	0.00			
Quarterly Interest	0.00			
End of Period	3,174.34	3,174.34		
CD	18,000.00	18,000.00	100.00%	0.60%
CD	24,329.52	24,329.52	100.00%	0.60%
CD	26,814.59	26,814.59	100.00%	0.60%
SAVINGS ACCT	3,174.34	3,174.34	100.00%	0.25%

This report is in compliance with the investment strategies as approved by the Public Funds Investment Act



 Investment Officer

**CAPITAL ONE BANK
PORTFOLIO SUMMARY
ACTIVITY FOR MONTH ENDING
July 31, 2015**

WOOD COUNTY SPECIAL EDUCATION SHARED SERVICES ARRANGEMENT

<i>Investments</i>	<i>Cost</i>	<i>Market</i>	<i>Ratio</i>	<i>Interest Rate</i>
Beginning of period	628,782.51	628,782.51	100.00%	0.30%
Deposits	0.00			
Withdrawals	130,000.00			
Interest accrued	149.42			
End of Period	498,931.93	498,931.93	100.00%	0.30%

This report is in compliance with the investment strategies as approved by the Public Funds Investment Act

Investment Officer




**TEXPOOL
PORTFOLIO SUMMARY
ACTIVITY FOR MONTH ENDING
July 31, 2015**

WOOD COUNTY SPECIAL EDUCATION SHARED SERVICES ARRANGEMENT

<i>Investments</i>	<i>Cost</i>	<i>Market</i>	<i>Ratio</i>	<i>Interest Rate</i>
Beginning of period	15,398.56	15,398.56	100.00%	0.06%
Deposits	0.00			
Withdrawals	0.00			
Interest accrued	0.86			
End of Period	15,399.42	15,399.42	100.00%	0.06%

This report is in compliance with the investment strategies as approved by the Public Funds Investment Act

Investment Officer




**TEXPOOL
PORTFOLIO SUMMARY
ACTIVITY FOR MONTH ENDING
July 31, 2015**

**WOOD COUNTY SPECIAL EDUCATION SHARED SERVICES ARRANGEMENT
WORKER'S COMPENSATION**

<i>Investments</i>	<i>Cost</i>	<i>Market</i>	<i>Ratio</i>	<i>Interest Rate</i>
Beginning of period	454.58	454.58	100.00%	0.06%
Deposits	0.00			
Withdrawals	18.00			
Interest accrued	0.00			
End of Period	436.58	436.58	100.00%	0.06%

This report is in compliance with the investment strategies as approved by the Public Funds Investment Act

Investment Officer



BANK: 01 LOCAL MAINTENANCE

CHECK TYPE	CHECK NUMBER	CHECK DATE	CHECK AMOUNT	R E M I T T E D TO
OFFC	65071	7-20-2015	1,350.00	6598 JOHN SPANKO - MAINTENANCE
OFFC	65072	7-21-2015	378.49	571 CENTERPOINT ENERGY RESOURCES CORP. - GAS
SYST	65415*	7-16-2015	166.40	7604 ABLES-LAND, INC - PS OFFICE
SYST	65416	7-16-2015	676.25	6085 ACE HARDWARE - MAINTENANCE
SYST	65417	7-16-2015	52,360.00	1130 APPLE, INC. - HS IPAD
SYST	65418	7-16-2015	247.50	3549 AT&T - PHONE LINES
SYST	65419	7-16-2015	1.93	3533 AT&T LONG DISTANCE - Long distance
SYST	65420	7-16-2015	1,312.00	10213 BAND TODAY - HS BAND
SYST	65421	7-16-2015	6,293.10	1467 BAXTER SALES COMPANY, INC. - MAINTENANCE
SYST	65422	7-16-2015	100.00	9701 BETH BELL - REIMBURSE
SYST	65423	7-16-2015	162.59	1033 CADE'S BUILDING MATERIALS, INC. - MAINTENANCE
SYST	65424	7-16-2015	66.46	9519 CAPITAL ONE CORPORATE CARD - CMT
SYST	65425	7-16-2015	1,389.81	6944 CDW GOVERNMENT, INC - ADMIN
SYST	65426	7-16-2015	10,632.10	8637 CHAMBERS ELECTRICAL CONTRACTORS, LLC - ES Gym, MS Gym, Stadium
SYST	65427	7-16-2015	50.00	3935 CHERYL'S LAKE COUNTRY FLORIST - ILEY
SYST	65428	7-16-2015	39,289.00	3428 CLAIMS ADMINISTRATIVE SERVICES, INC - WORKERS COMP 15/16
SYST	65429	7-16-2015	324.52	3341 COBURN SUPPLY COMPANY, INC - Custodial
SYST	65430	7-16-2015	32.50	6956 DAVID SAUER - REIMBURSE
SYST	65431	7-16-2015	1,382.40	557 DEALERS ELECTRICAL SUPPLY CO. - Custodial
SYST	65432	7-16-2015	4,431.94	8444 DUKO OIL CO, INC - TRANSPORTATION
SYST	65433	7-16-2015	44.00	563 EAST TEXAS ALARM, INC. - MAINTENANCE
SYST	65434	7-16-2015	398.74	7703 G&K SERVICES - MAINTENANCE, TRANSPORTATION, CUSTODIAL
SYST	65435	7-16-2015	15.00	581 GOGGANS TIRE SERVICE - TRANSPORTATION
SYST	65436	7-16-2015	458.92	4548 GRAINGER - MAINTENANCE
SYST	65437	7-16-2015	142.03	5402 HARDY COOK & HARDY, PC - School ATTY
SYST	65438	7-16-2015	48,506.00	10218 HEALTH SPECIAL RISK, INC - 15/16 Student/Athletic INJUR
SYST	65439	7-16-2015	162,638.16	9359 HELLAS CONSTRUCTION INC - TURF #3
SYST	65440	7-16-2015	90,200.00	6327 HERRINGTON HEAT & AC - 16 HVAC UNITS
SYST	65441	7-16-2015	1,656.47	7153 HEWLETT-PACKARD COMPANY - ADMIN
SYST	65442	7-16-2015	226.46	4361 HR DIRECT - ADMIN
SYST	65443	7-16-2015	123.90	598 HUGHES APPLIANCE, INC. - MAINTENANCE
SYST	65444	7-16-2015	2,134.77	9315 JOHN TALTON, TRUSTEE - TAX REFUND
SYST	65445	7-16-2015	32.50	8433 MIKE SORENSON - REIMBURSE
SYST	65446	7-16-2015	10,645.04	8076 MINEOLA ISD TAX COLLECTOR - AUTO TAX DAY
SYST	65447	7-16-2015	6,877.42	1726 MINEOLA PIPE & STEEL - VO AG AWNING
SYST	65448	7-16-2015	602.80	1815 MINEOLA SUPPLY COMPANY, INC. - Custodial
SYST	65449	7-16-2015	28.00	3529 MR D'S 10 MINUTE OIL CHANGE - TRANSPORTATION
SYST	65450	7-16-2015	14.69	8155 MUNICIPAL SERVICES BUREAU - TOLL CHG
SYST	65451	7-16-2015	8.40	8156 NORTH TEXAS TOLLWAY AUTHORITY - TOLL CHG
SYST	65452	7-16-2015	77.94	8110 O'REILLY AUTO PARTS - TRANSPORTATION
SYST	65453	7-16-2015	3,121.02	5531 PERDUE, BRANDON, FIELDER, COLLINS & - JUNE-DEL ATTY FEE
SYST	65454	7-16-2015	4,545.00	7119 PRO-TURF - MAINTENANCE
SYST	65455	7-16-2015	107.09	701 QUILL CORPORATION - TECH SUPPLY
SYST	65456	7-16-2015	420.00	1365 REGION VII EDUCATION SERVICE CENTER - BUS DRIVER Certification
SYST	65457	7-16-2015	777.00	5370 REPUBLIC SERVICES - TRASH PICK-UP
SYST	65458	7-16-2015	1,822.30	4598 RIDELL ALL-AMERICAN - FOOTBALL
SYST	65459	7-16-2015	1,241.79	7334 RUDD CONTRACTING CO, INC - MAINTENANCE
SYST	65460	7-16-2015	5,554.12	8442 RUSH BUS CENTERS - TRANSPORTATION

BANK: 01 LOCAL MAINTENANCE

CHECK TYPE	CHECK NUMBER	CHECK DATE	CHECK AMOUNT	REMITTED TO
SYST	65461	7-16-2015	104.85	3785 SAFETY-KLEEN SYSTEMS, INC - <i>TRANSPORTATION</i>
SYST	65462	7-16-2015	212.27	724 SCHOOL SPECIALTY, INC - <i>STAG</i>
SYST	65463	7-16-2015	900.00	8929 SOUNDPOST MUSIC FESTIVAL - <i>MS BAND</i>
SYST	65464	7-16-2015	1,600.00	763 TASB, INC - <i>PAY SYSTEM</i>
SYST	65465	7-16-2015	5,423.29	5035 TATUM MUSIC CO, INC - <i>MS/MS BAND</i>
SYST	65466	7-16-2015	2,620.00	2473 TEXAS ASSOCIATION OF SCHOOL ADM. - <i>15/16 DUES</i>
SYST	65467	7-16-2015	840.00	5420 TEXAS DEPT OF LICENSING & REGULATIO - <i>BOILER INSPECTION</i>
SYST	65468	7-16-2015	714.00	7945 THE WOODWIND & BRASSWIND - <i>MS BAND</i>
SYST	65469	7-16-2015	99.94	7149 TRACTOR SUPPLY CREDIT PLAN - <i>MAINTENANCE</i>
SYST	65470	7-16-2015	3,000.00	10217 TRINITY UNIVERSITY - <i>MEREDITH SCHOLARSHIP</i>
SYST	65471	7-16-2015	26.20	10090 TXTAG - <i>Toll Chgs</i>
SYST	65472	7-16-2015	1,000.00	3941 UNIVERSITY OF NORTH TEXAS - <i>ENGLISH SCHOLARSHIP</i>
SYST	65473	7-16-2015	32.50	5580 VENITA WATTS - <i>REIMBURSE</i>
SYST	65474	7-16-2015	261.00	822 WAL-MART STORES TEXAS, LLC - <i>MAINTENANCE, BAND, School Board</i>
SYST	65475	7-30-2015	2,099.00	7856 A PHOTO IDENTIFICATION - <i>BADGE PRINTER</i>
SYST	65476	7-30-2015	106.33	7604 ABLES-LAND, INC - <i>ADMIN</i>
SYST	65477	7-30-2015	18,894.42	745 AEP SOUTHWESTERN ELECTRIC POWER - <i>ELECTRIC</i>
SYST	65478	7-30-2015	3,000.00	9330 BELMONT UNIVERSITY - <i>MEREDITH</i>
SYST	65479	7-30-2015	49.10	7237 BILL SELF - <i>REIMBURSE</i>
SYST	65480	7-30-2015	44.36	8638 BILLY DUNN - <i>"</i>
SYST	65481	7-30-2015	52.46	8164 BRIAN PULLUM - <i>"</i>
SYST	65482	7-30-2015	620.16	9519 CAPITAL ONE CORPORATE CARD - <i>WATH, SAUER, SORENSON</i>
SYST	65483	7-30-2015	320.93	1329 CHEVRON - <i>VO AG</i>
SYST	65484	7-30-2015	1,569.18	549 CITY OF MINEOLA - <i>WATER</i>
SYST	65485	7-30-2015	12,461.81	4447 CYNERGY TECHNOLOGY BY COMPUTERLAND - <i>Microsoft 15-16</i>
SYST	65486	7-30-2015	1,180.00	9799 EDUCATIONAL DESIGNS, LLC - <i>White, SAUER</i>
SYST	65487	7-30-2015	1,778.34	10157 EDUCATIONAL FURNITURE - <i>ED OFFICE</i>
SYST	65488	7-30-2015	180.00	6371 ELLIOTT-THOMAS HEALTH CENTER, P.C. - <i>Custodians</i>
SYST	65489	7-30-2015	4,500.00	8427 EZTASK.COM INC - <i>WEBSITE 15-16</i>
SYST	65490	7-30-2015	106.18	920 GLEN DOSSETT - <i>REIMBURSE</i>
SYST	65491	7-30-2015	6,640.00	6827 GOVERNMENTAL DATA SERVICES, INC - <i>TAX OFFICE 15-16</i>
SYST	65492	7-30-2015	72.96	4267 HOMETOWN TROPHY & AWARD, INC. - <i>School Board</i>
SYST	65493	7-30-2015	437.27	8168 JOE DRENNON - <i>REIMBURSE</i>
SYST	65494	7-30-2015	40.51	9422 JOSH WHEELER - <i>"</i>
SYST	65495	7-30-2015	37.61	7075 KERRY VANCELEAVE - <i>"</i>
SYST	65496	7-30-2015	49.95	8633 KYLE LITTLE - <i>"</i>
SYST	65497	7-30-2015	595.00	10219 LARA WHITEHOUSE - <i>BAND</i>
SYST	65498	7-30-2015	47.68	8169 LUKE BLACKWELL - <i>REIMBURSE</i>
SYST	65499	7-30-2015	3,775.10	9843 MEDCO SUPPLY CO - <i>Athletics</i>
SYST	65500	7-30-2015	3,590.04	8076 MINEOLA ISD TAX COLLECTOR - <i>Auto TAX PAY</i>
SYST	65501	7-30-2015	91.40	8672 MORPHO TRUST USA, INC - <i>FINGERPRINTING</i>
SYST	65502	7-30-2015	567.00	3202 MPRINTS PRINTING, INC - <i>MS OFFICE</i>
SYST	65503	7-30-2015	15.00	8155 MUNICIPAL SERVICES BUREAU - <i>Toll Chgs</i>
SYST	65504	7-30-2015	583.52	4957 NATIONAL TICKET COMPANY - <i>Football</i>
SYST	65505	7-30-2015	257.43	921 NELDA SHIPP - <i>REIMBURSE</i>
SYST	65506	7-30-2015	150.00	9973 PEAK MUSIC FESTIVALS - <i>MS BAND</i>
SYST	65507	7-30-2015	698.66	701 QUILL CORPORATION - <i>TECH SUPPLY</i>
SYST	65508	7-30-2015	23.99	7548 REALLY GOOD STUFF, INC - <i>GRG</i>

BANK: 01 LOCAL MAINTENANCE

CHECK TYPE	CHECK NUMBER	CHECK DATE	CHECK AMOUNT	REMITTED TO
SYST	65509	7-30-2015	14,223.63	4003 RENAISSANCE LEARNING, INC - Educational Software 15/16
SYST	65510	7-30-2015	446.72	9906 RHEAGAN PENN - REIMBURSE
SYST	65511	7-30-2015	56.86	8170 RYAN STEADMAN - "
SYST	65512	7-30-2015	67.50	6889 SKY RANCHES, INC - Hd INTERVICE
SYST	65513	7-30-2015	45.44	9631 STEPHEN ALMUETE - REIMBURSE
SYST	65514	7-30-2015	13,850.37	7168 SUDDENLINK COMMUNICATIONS - SUPERNET #, MIDD
SYST	65515	7-30-2015	75.00	7686 SUSAN WITT - REIMBURSE
SYST	65516	7-30-2015	120.00	8119 TCEA - ARMSTRONG
SYST	65517	7-30-2015	255.00	2473 TEXAS ASSOCIATION OF SCHOOL ADM. - WAHD
SYST	65518	7-30-2015	3,000.00	3486 TEXAS TECH UNIVERSITY - MEREDITH
SYST	65519	7-30-2015	852.43	10225 THE LAMPO GROUP - Hd TEXTBOOKS
SYST	65520	7-30-2015	120.00	9622 TOMMY TURNER - REIMBURSE
SYST	65521	7-30-2015	268.73	9304 TRAVIS JACKSON - "
SYST	65522	7-30-2015	10,500.00	10187 TUNNELL LEADERSHIP CONSULTANTS - INTERVICE - JUNE
SYST	65523	7-30-2015	1,450.00	8474 UIL - 15/16 MEMBERSHIP
SYST	65524	7-30-2015	31.26	7840 UPS - SHIPPING
SYST	65525	7-30-2015	273.59	822 WAL-MART STORES TEXAS, LLC - BAND, ADMIN
SYST	65526	7-30-2015	589.72	7095 WALSH GALLEGOS TREVINO RUSSO & KYLE - Sp Ed Army
SYST	65527	7-30-2015	3,125.50	2827 WILLIAMS SPORTING GOODS - Volleyball
SYST	65528	7-30-2015	145,152.00	837 WOOD COUNTY SPECIAL EDUCATION SSA - 14/15 TRANSPORTATION

BANK 01 TOTALS	SYSTEM CHECKS	NO CHECKS	CHECK AMOUNTS
	SYSTEM CHECKS	114	737,311.25
	OFFICE CHECKS	2	1,728.49
	VOID CHECKS	0	0.00
		116	739,039.74

