

## CELINA ISD

## Month End Revenue Overview (MTD)

November 2025

## Local Revenue

**\$1,708,697**

3.25% of Budget

## State Revenue

**\$2,692,542**

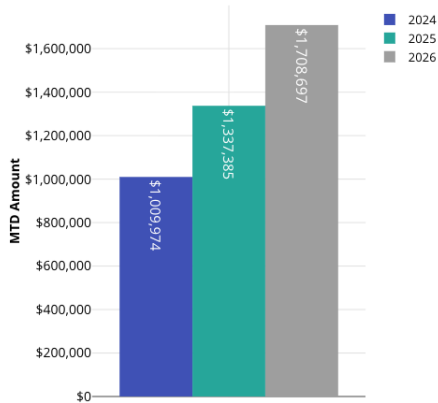
14.82% of Budget

## Federal Revenue

**\$0**

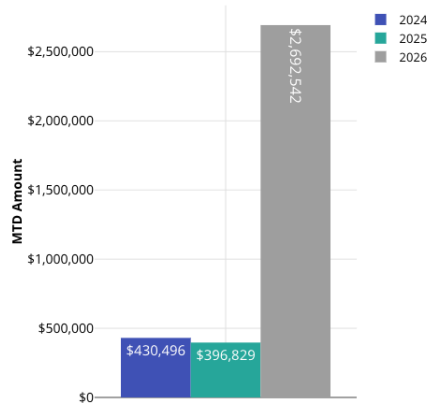
0.00% of Budget

Local Revenue



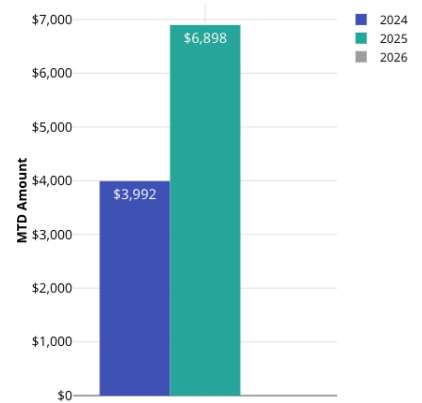
For the Month Ending - NOV

State Revenue



For the Month Ending - NOV

Federal Revenue



For the Month Ending - NOV

	FY 2025 MTD Amount	FY 2026 MTD Amount	FY 2026 Annual Budget	FY 2026 % MTD Budget
<b>LOCAL REVENUE</b>				
5711 TAXES, CURRENT YEAR	\$940,556	\$1,688,698	\$48,922,025	3.45%
5712 TAXES, PRIOR YEAR	\$111,651	\$-14,164	\$1,076,079	-1.32%
5742 EARNINGS ON INVESTMENT	\$39,589	\$0	\$476,500	0.00%
ALL OTHER LOCAL REVENUE	\$245,589	\$34,163	\$2,164,671	1.58%
<b>TOTAL LOCAL REVENUE</b>	<b>\$1,337,385</b>	<b>\$1,708,697</b>	<b>\$52,639,274</b>	<b>3.25%</b>
<b>STATE REVENUE</b>				
5811 PER CAPITA APPORTIONMENT	\$180,796	\$213,535	\$2,692,579	7.93%
5812 FSP FORMULA FOUNDATION	\$0	\$2,479,007	\$11,949,089	20.75%
5829 STATE PRGM DIST BY TEA	\$0	\$0	\$0	0.00%
5831 TRS ON-BEHALF	\$216,033	\$0	\$3,529,527	0.00%
ALL OTHER STATE REVENUE	\$0	\$0	\$0	0.00%
<b>TOTAL STATE REVENUE</b>	<b>\$396,829</b>	<b>\$2,692,542</b>	<b>\$18,171,195</b>	<b>14.82%</b>
<b>TOTAL FEDERAL REVENUE</b>	<b>\$6,898</b>	<b>\$0</b>	<b>\$90,000</b>	<b>0.00%</b>
<b>TOTAL REVENUE</b>	<b>\$1,741,112</b>	<b>\$4,401,239</b>	<b>\$70,900,469</b>	<b>6.21%</b>
7000 OTHER FINANCING SOURCES				
	\$0	\$0	\$0	0.00%
<b>TOTAL REVENUE AND OTHER FINANCING SOURCES</b>	<b>\$1,741,112</b>	<b>\$4,401,239</b>	<b>\$70,900,469</b>	<b>6.21%</b>

## Revenue Insight:

General Fund revenues totaled \$4,401,239 in November 2025, which is \$2,660,126 or 152.8% more than the amount received last year for this month. The year over year difference is driven by an increase in 5800-5899 State Program Revenues of \$2,295,713, an increase in 5700-5799 Local and Intermediate Sources of \$371,311, and a decrease in 5900-5999 Federal Program Revenues of -\$6,898.