



Family

Full Organization
Lake Bluff School District










November 2024

Dimensions

Dimension	Mean
School Environment	4.36 + 0.07
Safety	4.34 -0.01
Principal	4.28 -0.01
School District	4.24 -0.01
Student Learning	4.21 + 0.03
Teachers	4.20 -0.04
Mission	4.10 -0.07
Superintendent	3.92 -0.03

SD : Strongly Disagree **D** : Disagree **N** : Neutral **A** : Agree **SA** : Strongly Agree **NA** : Not Applicable

School Environment

Question	Mean	Distribution					
2. When I enter my child's school, the front office staff is helpful.	4.70 + 0.08	SD: 3 (0.89%)	D: 4 (1.19%)	N: 6 (1.78%)	A: 61 (18.10%)	SA: 254 (75.37%)	NA: 9 (2.67%)
							
9. The school is clean and well-maintained.	4.63 -0.01	SD: 2 (0.59%)	D: 1 (0.30%)	N: 13 (3.86%)	A: 87 (25.82%)	SA: 233 (69.14%)	NA: 1 (0.30%)
							
3. My child feels welcome in school.	4.62 -0.01	SD: 2 (0.59%)	D: 4 (1.19%)	N: 17 (5.04%)	A: 75 (22.26%)	SA: 238 (70.62%)	NA: 1 (0.30%)
							
1. I feel welcome when I come into my child's school.	4.50 + 0.05	SD: 9 (2.67%)	D: 4 (1.19%)	N: 20 (5.93%)	A: 79 (23.44%)	SA: 224 (66.47%)	NA: 1 (0.30%)
							
5. My child's school is a positive learning environment.	4.47 + 0.02	SD: 3 (0.89%)	D: 5 (1.48%)	N: 23 (6.82%)	A: 105 (31.16%)	SA: 200 (59.35%)	NA: 1 (0.30%)
							
12. The school staff keeps sensitive information confidential.	4.29 -0.08	SD: 4 (1.19%)	D: 4 (1.19%)	N: 39 (11.57%)	A: 101 (29.97%)	SA: 144 (42.73%)	NA: 45 (13.35%)
							
4. My child looks forward to being in school each day.	4.26 + 0.02	SD: 2 (0.59%)	D: 12 (3.56%)	N: 33 (9.79%)	A: 138 (40.95%)	SA: 151 (44.81%)	NA: 1 (0.30%)
							
11. The bus drivers are responsible and trustworthy.	4.25 -0.03	SD: 1 (0.30%)	D: 8 (2.37%)	N: 39 (11.57%)	A: 69 (20.47%)	SA: 116 (34.42%)	NA: 104 (30.86%)
							
10. The cafeteria provides high-quality meals.	3.41 + 0.56	SD: 24 (7.12%)	D: 47 (13.95%)	N: 82 (24.33%)	A: 74 (21.96%)	SA: 72 (21.36%)	NA: 38 (11.28%)
							

SD : Strongly Disagree **D** : Disagree **N** : Neutral **A** : Agree **SA** : Strongly Agree **NA** : Not Applicable

Safety

Question	Mean	Distribution					
29. My child feels physically safe in school.	4.47 + 0.03	SD: 3 (0.89%)	D: 4 (1.19%)	N: 24 (7.12%)	A: 106 (31.45%)	SA: 200 (59.35%)	NA: 0 (0.00%)
		<div><div></div><div>N</div><div>A</div><div>SA</div><div></div></div>					
30. My child is comfortable asking questions in her/his classes.	4.35 -0.04	SD: 2 (0.59%)	D: 8 (2.37%)	N: 27 (8.01%)	A: 132 (39.17%)	SA: 166 (49.26%)	NA: 2 (0.59%)
		<div><div></div><div>N</div><div>A</div><div>SA</div><div></div></div>					
31. My child is comfortable answering questions in her/his classes.	4.34 -0.05	SD: 2 (0.59%)	D: 4 (1.19%)	N: 33 (9.79%)	A: 134 (39.76%)	SA: 161 (47.77%)	NA: 3 (0.89%)
		<div><div></div><div>N</div><div>A</div><div>SA</div><div></div></div>					
32. My child feels safe expressing her/his opinions and beliefs at school.	4.18 -0.03	SD: 4 (1.19%)	D: 11 (3.26%)	N: 51 (15.13%)	A: 121 (35.91%)	SA: 146 (43.32%)	NA: 4 (1.19%)
		<div><div></div><div>N</div><div>A</div><div>SA</div><div></div></div>					

SD : Strongly Disagree **D** : Disagree **N** : Neutral **A** : Agree **SA** : Strongly Agree **NA** : Not Applicable

Principal

Question	Mean	Distribution					
14. My child's principal is open to discussing any concerns or opinions I may have.	4.41 -0.01	SD: 6 (1.78%)	D: 5 (1.48%)	N: 32 (9.50%)	A: 84 (24.93%)	SA: 189 (56.08%)	NA: 21 (6.23%)
		<div><div></div><div>N</div><div>A</div><div>SA</div><div>NA</div></div>					
17. My child's principal is fair.	4.36 + 0.03	SD: 7 (2.08%)	D: 3 (0.89%)	N: 35 (10.39%)	A: 100 (29.67%)	SA: 176 (52.23%)	NA: 16 (4.75%)
		<div><div></div><div>N</div><div>A</div><div>SA</div><div></div></div>					
18. My child's principal is doing an excellent job leading the school.	4.34 -0.03	SD: 7 (2.08%)	D: 8 (2.37%)	N: 32 (9.50%)	A: 105 (31.16%)	SA: 182 (54.01%)	NA: 3 (0.89%)
		<div><div></div><div>N</div><div>A</div><div>SA</div><div></div></div>					
13. My child's principal values my opinion.	4.31 + 0.04	SD: 9 (2.67%)	D: 5 (1.48%)	N: 40 (11.87%)	A: 92 (27.30%)	SA: 176 (52.23%)	NA: 15 (4.45%)
		<div><div></div><div>N</div><div>A</div><div>SA</div><div></div></div>					
15. I feel comfortable calling my child's principal to share an observation.	4.31 -0.10	SD: 8 (2.37%)	D: 10 (2.97%)	N: 35 (10.39%)	A: 94 (27.89%)	SA: 182 (54.01%)	NA: 8 (2.37%)
		<div><div></div><div>N</div><div>A</div><div>SA</div><div></div></div>					
16. My child feels comfortable going to his/her principal with a question/problem.	3.93 + 0.01	SD: 6 (1.78%)	D: 19 (5.64%)	N: 78 (23.15%)	A: 85 (25.22%)	SA: 112 (33.23%)	NA: 37 (10.98%)
		<div><div>D</div><div>N</div><div>A</div><div>SA</div><div>NA</div></div>					

SD : Strongly Disagree **D** : Disagree **N** : Neutral **A** : Agree **SA** : Strongly Agree **NA** : Not Applicable

School District

Question	Mean	Distribution					
41. Overall, I am very satisfied with this school district as a place for my child to be educated.	4.35 -0.04	SD: 7 (2.08%)	D: 12 (3.56%)	N: 24 (7.12%)	A: 107 (31.75%)	SA: 187 (55.49%)	NA: 0 (0.00%)
40. As a parent, I recommend this school district to my friends as a place to send their children.	4.33 = 0.00	SD: 8 (2.37%)	D: 7 (2.08%)	N: 36 (10.68%)	A: 98 (29.08%)	SA: 182 (54.01%)	NA: 6 (1.78%)
37. This school district does an excellent job of communicating with me using the website, social media and newsletters.	4.30 + 0.11	SD: 5 (1.48%)	D: 9 (2.67%)	N: 32 (9.50%)	A: 126 (37.39%)	SA: 165 (48.96%)	NA: 0 (0.00%)
39. I speak of this school district with pride.	4.30 -0.05	SD: 7 (2.08%)	D: 12 (3.56%)	N: 32 (9.50%)	A: 106 (31.45%)	SA: 178 (52.82%)	NA: 2 (0.59%)
36. This school district is committed to quality work and excellence.	4.27 -0.04	SD: 5 (1.48%)	D: 7 (2.08%)	N: 34 (10.09%)	A: 136 (40.36%)	SA: 154 (45.70%)	NA: 1 (0.30%)
38. This school district does an excellent job of communicating with me personally.	3.89 -0.04	SD: 11 (3.26%)	D: 17 (5.04%)	N: 75 (22.26%)	A: 118 (35.01%)	SA: 107 (31.75%)	NA: 9 (2.67%)

SD : Strongly Disagree

D : Disagree

N : Neutral

A : Agree

SA : Strongly Agree

NA : Not Applicable

Student Learning

Question	Mean	Distribution					
6. My child's school focuses on ensuring that every student has opportunities to learn.	4.32 + 0.04	SD: 2 (0.59%) N	D: 7 (2.08%)	N: 40 (11.87%) A	A: 119 (35.31%)	SA: 165 (48.96%) SA	NA: 4 (1.19%)
8. My child is learning many valuable skills in this school.	4.23 = 0.00	SD: 3 (0.89%) N	D: 6 (1.78%)	N: 48 (14.24%) A	A: 132 (39.17%)	SA: 147 (43.62%) SA	NA: 1 (0.30%)
7. My child is meeting his/her learning goals.	4.08 + 0.03	SD: 4 (1.19%) D	D: 20 (5.93%) N	N: 44 (13.06%) A	A: 143 (42.43%)	SA: 123 (36.50%) SA	NA: 3 (0.89%)




SD : Strongly Disagree **D** : Disagree **N** : Neutral **A** : Agree **SA** : Strongly Agree **NA** : Not Applicable

Teachers



Question	Mean	Distribution					
21. Teachers treat me with respect.	4.58 -0.07	SD: 2 (0.59%)	D: 8 (2.37%)	N: 14 (4.15%)	A: 81 (24.04%)	SA: 232 (68.84%)	NA: 0 (0.00%)
		A SA					
22. Teachers treat my child with respect.	4.53 + 0.01	SD: 2 (0.59%)	D: 4 (1.19%)	N: 20 (5.93%)	A: 97 (28.78%)	SA: 214 (63.50%)	NA: 0 (0.00%)
		N A SA					
19. I feel comfortable approaching my child's teachers with questions or concerns.	4.52 -0.11	SD: 4 (1.19%)	D: 5 (1.48%)	N: 20 (5.93%)	A: 88 (26.11%)	SA: 217 (64.39%)	NA: 3 (0.89%)
		N A SA					
20. When I raise questions or concerns, my child's teachers respond in a timely manner.	4.49 -0.15	SD: 4 (1.19%)	D: 11 (3.26%)	N: 17 (5.04%)	A: 86 (25.52%)	SA: 213 (63.20%)	NA: 6 (1.78%)
		A SA					
23. Teachers give my child useful guidance and feedback.	4.29 -0.01	SD: 2 (0.59%)	D: 9 (2.67%)	N: 34 (10.09%)	A: 136 (40.36%)	SA: 156 (46.29%)	NA: 0 (0.00%)
		N A SA					
24. Teachers hold my child accountable for meeting high expectations.	4.15 -0.01	SD: 5 (1.48%)	D: 13 (3.86%)	N: 46 (13.65%)	A: 134 (39.76%)	SA: 139 (41.25%)	NA: 0 (0.00%)
		N A SA					
28. My child's teachers grade assignments in a reasonable amount of time.	4.14 -0.06	SD: 6 (1.78%)	D: 11 (3.26%)	N: 40 (11.87%)	A: 119 (35.31%)	SA: 121 (35.91%)	NA: 40 (11.87%)
		N A SA NA					
27. My child shares with me that learning is fun in this school.	3.95 -0.02	SD: 2 (0.59%)	D: 27 (8.01%)	N: 64 (18.99%)	A: 134 (39.76%)	SA: 107 (31.75%)	NA: 3 (0.89%)
		D N A SA					
25. The expectations in different teachers' classrooms are consistent throughout the day.	3.90 -0.02	SD: 4 (1.19%)	D: 32 (9.50%)	N: 60 (17.80%)	A: 120 (35.61%)	SA: 105 (31.16%)	NA: 16 (4.75%)
		D N A SA					
26. My child's teachers reach out to me regularly with feedback about how my child is doing in school.	3.40 -0.03	SD: 15 (4.45%)	D: 77 (22.85%)	N: 73 (21.66%)	A: 99 (29.38%)	SA: 70 (20.77%)	NA: 3 (0.89%)
		D N A SA					

SD : Strongly Disagree **D** : Disagree **N** : Neutral **A** : Agree **SA** : Strongly Agree **NA** : Not Applicable

Mission

Question	Mean	Distribution					
34. As a parent, I support our school district's mission.	4.20 -0.04	SD: 4 (1.19%)	D: 6 (1.78%)	N: 48 (14.24%)	A: 131 (38.87%)	SA: 136 (40.36%)	NA: 12 (3.56%)
							
33. As a parent, I am aware of our school district's mission.	4.13 -0.11	SD: 6 (1.78%)	D: 17 (5.04%)	N: 36 (10.68%)	A: 142 (42.14%)	SA: 133 (39.47%)	NA: 3 (0.89%)
							
35. As a parent, I actively contribute to the school district's success.	3.98 -0.05	SD: 4 (1.19%)	D: 7 (2.08%)	N: 77 (22.85%)	A: 150 (44.51%)	SA: 96 (28.49%)	NA: 3 (0.89%)
							

Superintendent

Question	Mean	Distribution					
43. Overall, I feel that the superintendent of this district is doing an excellent job.	3.98 + 0.01	SD: 16 (4.75%)	D: 11 (3.26%)	N: 63 (18.69%)	A: 107 (31.75%)	SA: 127 (37.69%)	NA: 13 (3.86%)
							
42. I feel comfortable approaching the school superintendent with a question or concern.	3.86 -0.07	SD: 16 (4.75%)	D: 15 (4.45%)	N: 86 (25.52%)	A: 81 (24.04%)	SA: 120 (35.61%)	NA: 19 (5.64%)
							

Top Items

Question	Mean
2. When I enter my child's school, the front office staff is helpful.	4.70 + 0.08
9. The school is clean and well-maintained.	4.63 -0.01
3. My child feels welcome in school.	4.62 -0.01
21. Teachers treat me with respect.	4.58 -0.07
22. Teachers treat my child with respect.	4.53 + 0.01

Bottom Items

Question	Mean
26. My child's teachers reach out to me regularly with feedback about how my child is doing in school.	3.40 -0.03
10. The cafeteria provides high-quality meals.	3.41 + 0.56
42. I feel comfortable approaching the school superintendent with a question or concern.	3.86 -0.07
38. This school district does an excellent job of communicating with me personally.	3.89 -0.04
25. The expectations in different teachers' classrooms are consistent throughout the day.	3.90 -0.02

Family 3x3 Dimensions

Dimension		Mean
School Pride		4.24
		-0.04
Service Quality		4.26
		+ 0.03

School Pride

Question	Mean	Distribution					
5. My child's school is a positive learning environment.	4.47 + 0.02	SD: 3 (0.89%)	D: 5 (1.48%)	N: 23 (6.82%)	A: 105 (31.16%)	SA: 200 (59.35%)	NA: 1 (0.30%)
		<div><div></div><div>N</div><div>A</div><div>SA</div></div>					
40. As a parent, I recommend this school district to my friends as a place to send their children.	4.33 = 0.00	SD: 8 (2.37%)	D: 7 (2.08%)	N: 36 (10.68%)	A: 98 (29.08%)	SA: 182 (54.01%)	NA: 6 (1.78%)
		<div><div></div><div>N</div><div>A</div><div>SA</div></div>					
39. I speak of this school district with pride.	4.30 -0.05	SD: 7 (2.08%)	D: 12 (3.56%)	N: 32 (9.50%)	A: 106 (31.45%)	SA: 178 (52.82%)	NA: 2 (0.59%)
		<div><div></div><div>N</div><div>A</div><div>SA</div></div>					
36. This school district is committed to quality work and excellence.	4.27 -0.04	SD: 5 (1.48%)	D: 7 (2.08%)	N: 34 (10.09%)	A: 136 (40.36%)	SA: 154 (45.70%)	NA: 1 (0.30%)
		<div><div></div><div>N</div><div>A</div><div>SA</div></div>					
34. As a parent, I support our school district's mission.	4.20 -0.04	SD: 4 (1.19%)	D: 6 (1.78%)	N: 48 (14.24%)	A: 131 (38.87%)	SA: 136 (40.36%)	NA: 12 (3.56%)
		<div><div></div><div>N</div><div>A</div><div>SA</div></div>					
33. As a parent, I am aware of our school district's mission.	4.13 -0.11	SD: 6 (1.78%)	D: 17 (5.04%)	N: 36 (10.68%)	A: 142 (42.14%)	SA: 133 (39.47%)	NA: 3 (0.89%)
		<div><div></div><div>N</div><div>A</div><div>SA</div></div>					
35. As a parent, I actively contribute to the school district's success.	3.98 -0.05	SD: 4 (1.19%)	D: 7 (2.08%)	N: 77 (22.85%)	A: 150 (44.51%)	SA: 96 (28.49%)	NA: 3 (0.89%)
		<div><div></div><div>N</div><div>A</div><div>SA</div></div>					

SD : Strongly Disagree **D** : Disagree **N** : Neutral **A** : Agree **SA** : Strongly Agree **NA** : Not Applicable

Service Quality

Question	Mean	Distribution					
2. When I enter my child's school, the front office staff is helpful.	4.70 + 0.08	SD: 3 (0.89%)	D: 4 (1.19%)	N: 6 (1.78%)	A: 61 (18.10%)	SA: 254 (75.37%)	NA: 9 (2.67%)
9. The school is clean and well-maintained.	4.63 -0.01	SD: 2 (0.59%)	D: 1 (0.30%)	N: 13 (3.86%)	A: 87 (25.82%)	SA: 233 (69.14%)	NA: 1 (0.30%)
3. My child feels welcome in school.	4.62 -0.01	SD: 2 (0.59%)	D: 4 (1.19%)	N: 17 (5.04%)	A: 75 (22.26%)	SA: 238 (70.62%)	NA: 1 (0.30%)
1. I feel welcome when I come into my child's school.	4.50 + 0.05	SD: 9 (2.67%)	D: 4 (1.19%)	N: 20 (5.93%)	A: 79 (23.44%)	SA: 224 (66.47%)	NA: 1 (0.30%)
14. My child's principal is open to discussing any concerns or opinions I may have.	4.41 -0.01	SD: 6 (1.78%)	D: 5 (1.48%)	N: 32 (9.50%)	A: 84 (24.93%)	SA: 189 (56.08%)	NA: 21 (6.23%)
17. My child's principal is fair.	4.36 + 0.03	SD: 7 (2.08%)	D: 3 (0.89%)	N: 35 (10.39%)	A: 100 (29.67%)	SA: 176 (52.23%)	NA: 16 (4.75%)
41. Overall, I am very satisfied with this school district as a place for my child to be educated.	4.35 -0.04	SD: 7 (2.08%)	D: 12 (3.56%)	N: 24 (7.12%)	A: 107 (31.75%)	SA: 187 (55.49%)	NA: 0 (0.00%)
18. My child's principal is doing an excellent job leading the school.	4.34 -0.03	SD: 7 (2.08%)	D: 8 (2.37%)	N: 32 (9.50%)	A: 105 (31.16%)	SA: 182 (54.01%)	NA: 3 (0.89%)
6. My child's school focuses on ensuring that every student has opportunities to learn.	4.32 + 0.04	SD: 2 (0.59%)	D: 7 (2.08%)	N: 40 (11.87%)	A: 119 (35.31%)	SA: 165 (48.96%)	NA: 4 (1.19%)
15. I feel comfortable calling my child's principal to share an observation.	4.31 -0.10	SD: 8 (2.37%)	D: 10 (2.97%)	N: 35 (10.39%)	A: 94 (27.89%)	SA: 182 (54.01%)	NA: 8 (2.37%)
13. My child's principal values my opinion.	4.31 + 0.04	SD: 9 (2.67%)	D: 5 (1.48%)	N: 40 (11.87%)	A: 92 (27.30%)	SA: 176 (52.23%)	NA: 15 (4.45%)
37. This school district does an excellent job of communicating with me using the website, social media and newsletters.	4.30 + 0.11	SD: 5 (1.48%)	D: 9 (2.67%)	N: 32 (9.50%)	A: 126 (37.39%)	SA: 165 (48.96%)	NA: 0 (0.00%)
12. The school staff keeps sensitive information confidential.	4.29 -0.08	SD: 4 (1.19%)	D: 4 (1.19%)	N: 39 (11.57%)	A: 101 (29.97%)	SA: 144 (42.73%)	NA: 45 (13.35%)

SD : Strongly Disagree **D** : Disagree **N** : Neutral **A** : Agree **SA** : Strongly Agree **NA** : Not Applicable

Question	Mean	Distribution					
4. My child looks forward to being in school each day.	4.26 + 0.02	SD: 2 (0.59%) N	D: 12 (3.56%) A	N: 33 (9.79%) A	A: 138 (40.95%) SA	SA: 151 (44.81%) SA	NA: 1 (0.30%) SA
11. The bus drivers are responsible and trustworthy.	4.25 -0.03	SD: 1 (0.30%) N	D: 8 (2.37%) A	N: 39 (11.57%) SA	A: 69 (20.47%) SA	SA: 116 (34.42%) NA	NA: 104 (30.86%) NA
43. Overall, I feel that the superintendent of this district is doing an excellent job.	3.98 + 0.01	SD: 16 (4.75%) N	D: 11 (3.26%) A	N: 63 (18.69%) A	A: 107 (31.75%) SA	SA: 127 (37.69%) SA	NA: 13 (3.86%) SA
16. My child feels comfortable going to his/her principal with a question/problem.	3.93 + 0.01	SD: 6 (1.78%) D	D: 19 (5.64%) N	N: 78 (23.15%) A	A: 85 (25.22%) SA	SA: 112 (33.23%) SA	NA: 37 (10.98%) NA
38. This school district does an excellent job of communicating with me personally.	3.89 -0.04	SD: 11 (3.26%) N	D: 17 (5.04%) A	N: 75 (22.26%) A	A: 118 (35.01%) SA	SA: 107 (31.75%) SA	NA: 9 (2.67%) SA
42. I feel comfortable approaching the school superintendent with a question or concern.	3.86 -0.07	SD: 16 (4.75%) N	D: 15 (4.45%) A	N: 86 (25.52%) A	A: 81 (24.04%) SA	SA: 120 (35.61%) SA	NA: 19 (5.64%) NA
10. The cafeteria provides high-quality meals.	3.41 + 0.56	SD: 24 (7.12%) SD	D: 47 (13.95%) D	N: 82 (24.33%) N	A: 74 (21.96%) A	SA: 72 (21.36%) SA	NA: 38 (11.28%) NA



All Items

Question	Dimension	Mean
2. When I enter my child's school, the front office staff is helpful.	School Environment	4.70 + 0.08
9. The school is clean and well-maintained.	School Environment	4.63 -0.01
3. My child feels welcome in school.	School Environment	4.62 -0.01
21. Teachers treat me with respect.	Teachers	4.58 -0.07
22. Teachers treat my child with respect.	Teachers	4.53 + 0.01
19. I feel comfortable approaching my child's teachers with questions or concerns.	Teachers	4.52 -0.11
1. I feel welcome when I come into my child's school.	School Environment	4.50 + 0.05
20. When I raise questions or concerns, my child's teachers respond in a timely manner.	Teachers	4.49 -0.15
29. My child feels physically safe in school.	Safety	4.47 + 0.03
5. My child's school is a positive learning environment.	School Environment	4.47 + 0.02
14. My child's principal is open to discussing any concerns or opinions I may have.	Principal	4.41 -0.01
17. My child's principal is fair.	Principal	4.36 + 0.03
30. My child is comfortable asking questions in her/his classes.	Safety	4.35 -0.04
41. Overall, I am very satisfied with this school district as a place for my child to be educated.	School District	4.35 -0.04
18. My child's principal is doing an excellent job leading the school.	Principal	4.34 -0.03
31. My child is comfortable answering questions in her/his classes.	Safety	4.34 -0.05
40. As a parent, I recommend this school district to my friends as a place to send their children.	School District	4.33 = 0.00
6. My child's school focuses on ensuring that every student has opportunities to learn.	Student Learning	4.32 + 0.04

Question	Dimension	Mean
15. I feel comfortable calling my child's principal to share an observation.	Principal	4.31 -0.10
13. My child's principal values my opinion.	Principal	4.31 + 0.04
39. I speak of this school district with pride.	School District	4.30 -0.05
37. This school district does an excellent job of communicating with me using the website, social media and newsletters.	School District	4.30 + 0.11
23. Teachers give my child useful guidance and feedback.	Teachers	4.29 -0.01
12. The school staff keeps sensitive information confidential.	School Environment	4.29 -0.08
36. This school district is committed to quality work and excellence.	School District	4.27 -0.04
4. My child looks forward to being in school each day.	School Environment	4.26 + 0.02
11. The bus drivers are responsible and trustworthy.	School Environment	4.25 -0.03
8. My child is learning many valuable skills in this school.	Student Learning	4.23 = 0.00
34. As a parent, I support our school district's mission.	Mission	4.20 -0.04
32. My child feels safe expressing her/his opinions and beliefs at school.	Safety	4.18 -0.03
24. Teachers hold my child accountable for meeting high expectations.	Teachers	4.15 -0.01
28. My child's teachers grade assignments in a reasonable amount of time.	Teachers	4.14 -0.06
33. As a parent, I am aware of our school district's mission.	Mission	4.13 -0.11
7. My child is meeting his/her learning goals.	Student Learning	4.08 + 0.03
43. Overall, I feel that the superintendent of this district is doing an excellent job.	Superintendent	3.98 + 0.01

Question	Dimension	Mean
35. As a parent, I actively contribute to the school district's success.	Mission	3.98 -0.05
27. My child shares with me that learning is fun in this school.	Teachers	3.95 -0.02
16. My child feels comfortable going to his/her principal with a question/problem.	Principal	3.93 + 0.01
25. The expectations in different teachers' classrooms are consistent throughout the day.	Teachers	3.90 -0.02
38. This school district does an excellent job of communicating with me personally.	School District	3.89 -0.04
42. I feel comfortable approaching the school superintendent with a question or concern.	Superintendent	3.86 -0.07
10. The cafeteria provides high-quality meals.	School Environment	3.41 + 0.56
26. My child's teachers reach out to me regularly with feedback about how my child is doing in school.	Teachers	3.40 -0.03