




*Wharton County  
Junior College*



# *Monthly Financial Reports*

*April 2019*



## Revenue & Expenditure Summary

	FISCAL 2019				FISCAL 2018			% OF PRIOR YR ACTUAL
	Current Month	Y-T-D ACTUAL	Budget	% of Budget	Y-T-D ACTUAL	Budget	% of Budget	
<b>Fund 1000</b>								
<b>Revenues:</b>								
State appropriations	\$ 890,721	\$ 5,814,972	\$ 9,373,136	62.04%	\$ 5,837,217	\$ 9,373,136	62.28%	100%
Tuition and Fees	1,600,112	20,204,273	22,033,065	91.70%	20,158,570	22,071,563	91.33%	100%
Advalorem Taxes	104,782	6,986,674	7,199,055	97.05%	6,166,855	6,301,312	97.87%	113%
Mandatory Transfers	244,870	244,870	1,100,553	22.25%	243,038	1,102,507	22.04%	101%
Non-mandatory Transfers	-	-	2,250,642	0.00%	-	2,023,255	0.00%	0%
Other Revenues	41,254	514,610	497,455	103.45%	278,563	516,338	53.95%	185%
<b>Total Revenues</b>	<b>2,881,739</b>	<b>33,765,399</b>	<b>42,453,906</b>	<b>79.53%</b>	<b>32,684,243</b>	<b>41,388,111</b>	<b>78.97%</b>	<b>103%</b>
<b>Expenditures:</b>								
Salaries	1,841,417	14,522,445	23,121,876	62.81%	14,337,630	22,884,655	62.65%	101%
Employee Benefits	405,433	2,962,431	5,666,045	52.28%	2,906,090	5,269,612	55.15%	102%
Capital Expenditures	155,890	215,613	2,196,819	9.81%	913,110	1,720,178	53.08%	24%
Mandatory Transfers	-	364,012	364,400	99.89%	362,255	363,250	99.73%	100%
Non-mandatory Transfers	-	-	-	-	-	-	0.00%	0%
Other Expenditures	926,877	6,543,518	11,104,766	58.93%	6,547,238	11,150,416	58.72%	100%
	<b>3,329,617</b>	<b>24,608,020</b>	<b>42,453,906</b>	<b>57.96%</b>	<b>25,066,323</b>	<b>41,388,111</b>	<b>60.56%</b>	<b>98%</b>
<b>Net increase/ (decrease) in net assets</b>	<b>\$ (447,878)</b>	<b>\$ 9,157,379</b>			<b>\$ 7,617,920</b>			
<b>Less Outstanding encumbrances</b>		<b>(3,166,143)</b>			<b>(1,868,707)</b>			
<b>Net increase less encumbrances</b>		<b>\$ 5,991,236</b>			<b>\$ 5,749,213</b>			

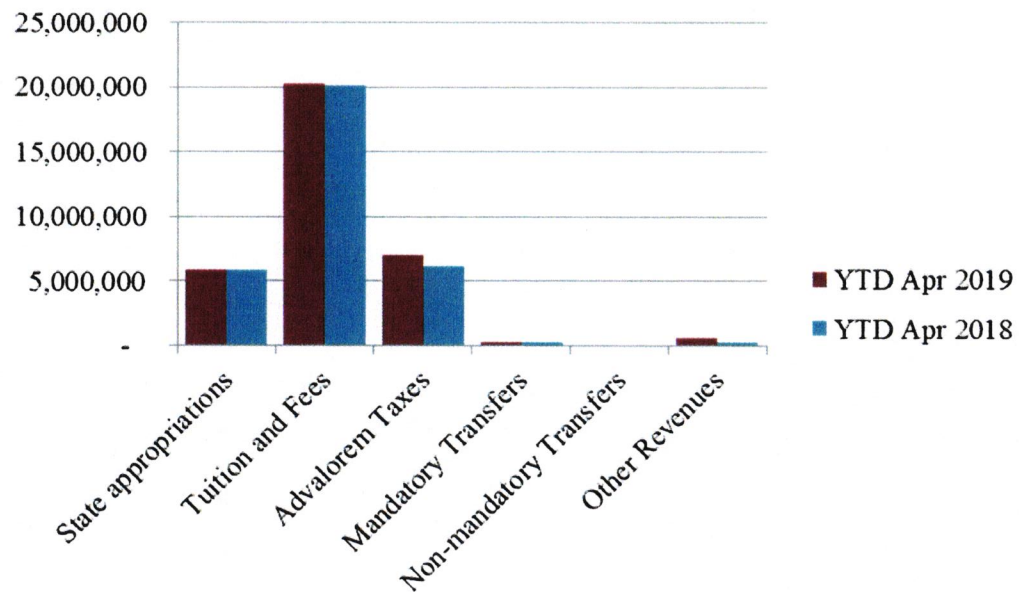
\* Note: Net student receivables in the amount of \$ 1,841,565.91 are currently outstanding. Tuition and fees are subject to collection in future periods.



Wharton County  
Junior College




## Year to Date Revenues



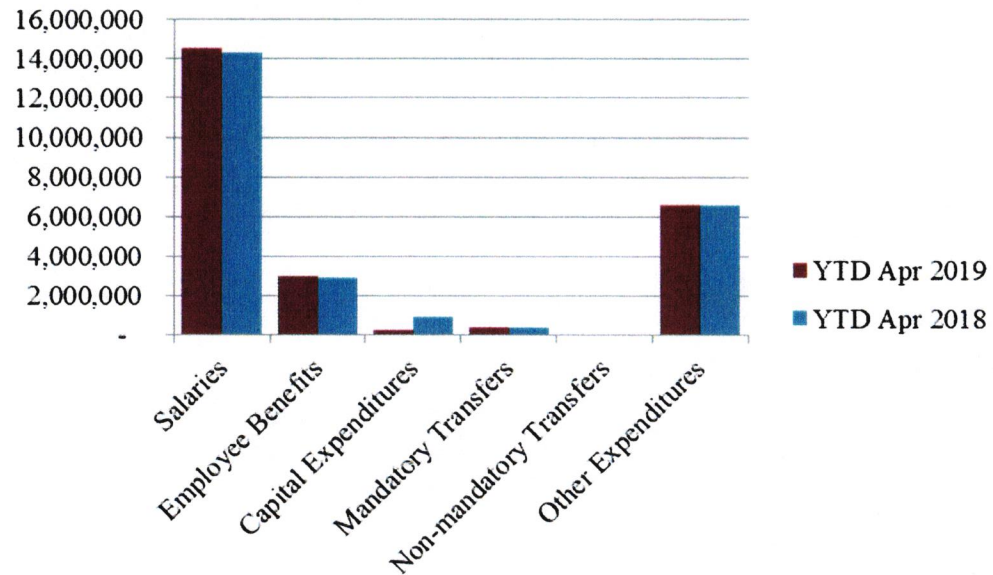




Wharton County  
Junior College

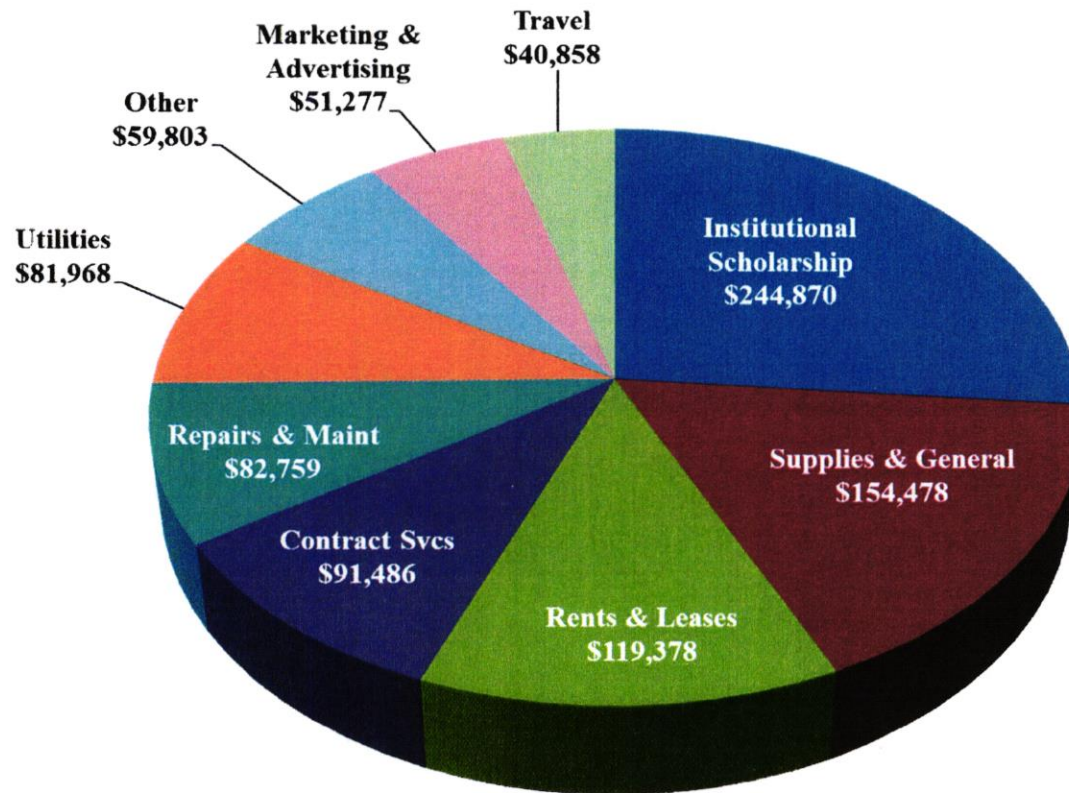


## Year to Date Expenses





## Other Expenses for April



- Texas Public Education Grant \$244,870



**Wharton County  
Junior College**



## ***Analysis of Student Receivable Outstanding As of April 30, 2019***

	2019	2018
Student Receivables Current and Prior Yr.	\$ 1,712,998.80	\$ 1,583,445.81
Installment Plan Receivable Due Fall Semester	\$ 99,485.64	83,283.75
Installment Plan Receivable Due Spring Semester	145,788.48	145,974.73
Installment Plan Receivable Summer I & II	28,583.00	25,747.00
Installment Plan Receivable Prior Years	96,783.81	103,077.13
Total Installment Plan Receivable	<u>\$ 370,640.93</u>	<u>\$ 358,082.61</u>
Third Party Contracts Receivable	\$ 19,311.00	\$ 37,494.58
Continuing Education Receivable	32,368.00	19,733.00
Allowance for Doubtful Accounts	(293,752.82)	(346,080.61)
Net Accounts Receivable	<u>\$ 1,841,565.91</u>	<u>\$ 1,652,675.39</u>

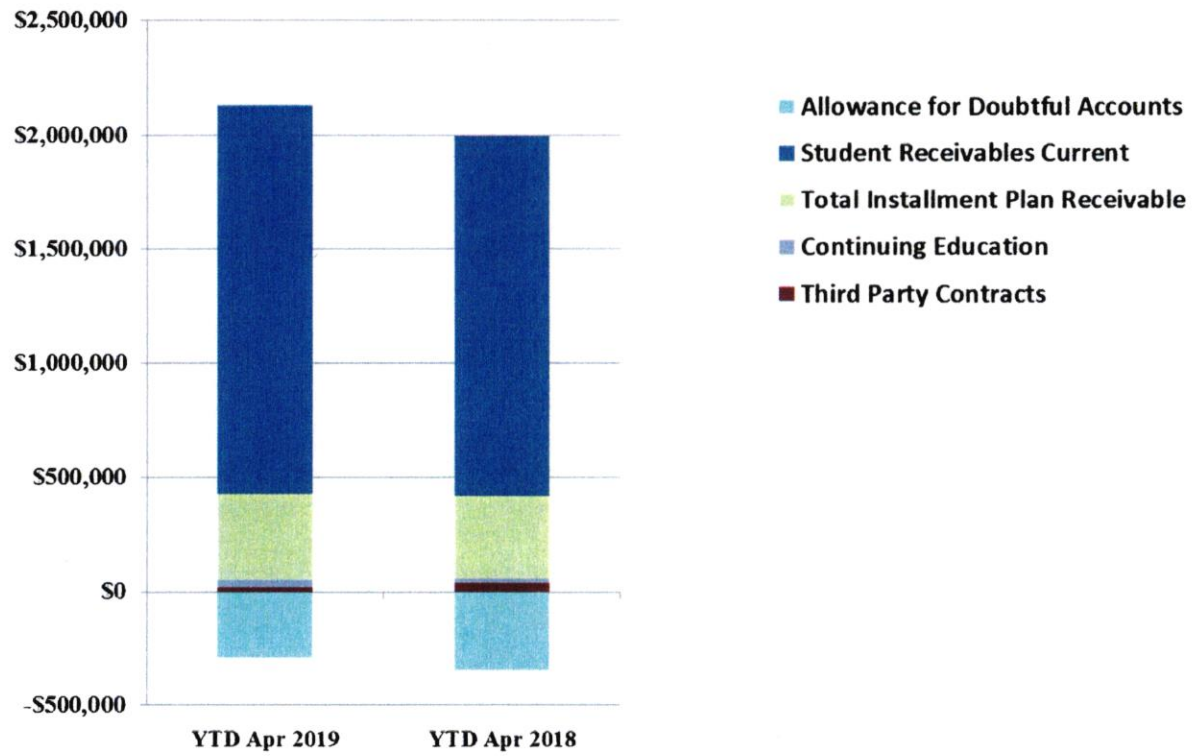




Wharton County  
Junior College



## AR by Category



# *COMBINED BALANCE SHEET*

*(Funds included: GOVERNMENTAL FUND TYPES)*



Governmental Fund Types

	Auxiliary Enterprise	Restricted Funds	Current Unrestricted	Current Year 2019	Prior Year 2018
<b>ASSETS and OTHER DEBITS:</b>					
<b>ASSETS:</b>					
Cash	160,941	380,323	2,289,816	2,831,080	2,675,818
Cash Investments	643,549	1,231,315	17,965,804	19,840,668	18,573,204
Accounts Receivable	24,630	5,681	1,858,413	1,888,723	1,708,885
Taxes Receivable		--	406,239	406,239	394,687
Local, St & Fed Agency Receivable		13,386	--	13,386	42,771
Due From Other Funds		--	844,024	844,024	1,180,080
Prepaid Expense	36,427	--	--	36,427	36,482
Property, Plant & Equipment		--	--	--	--
Deferred Outflows		--	2,326,327	2,326,327	2,667,146
<b>TOTAL ASSETS AND OTHER DEBITS:</b>	<b>865,546</b>	<b>1,630,705</b>	<b>25,690,623</b>	<b>28,186,874</b>	<b>27,279,072</b>
<b>Liabilities, equity and other credits</b>					
<b>LIABILITIES:</b>					
Accounts Payable	1,500	17	56,507	58,023	-47,810
Employee Benefits Payable		--	162,767	162,767	173,259
Payroll Taxes Payable		--	--	--	-392
Accrued Liabilities		--	--	--	--
Deferred Revenue		468,489	--	468,489	475,607
Long Term Debt		--	--	--	--
Net Pension Liability		--	4,999,357	4,999,357	6,132,954
Net OPEB Liability		--	23,587,731	23,587,731	--
Deposits Payable	57,785	--	11,503	69,288	62,363
Due To Other Funds		--	--	--	-9,395
Scholarships-Designated Donations		62,739	--	62,739	69,616
Scholarships-Non-designated		653,776	--	653,776	271,342
Donatio		--	--	--	--
Deferred Inflows		--	7,401,082	7,401,082	1,606,311
<b>TOTAL LIABILITIES:</b>	<b>59,285</b>	<b>1,185,021</b>	<b>36,218,946</b>	<b>37,463,252</b>	<b>8,733,855</b>
<b>EQUITY AND OTHER CREDITS:</b>					
Control Accounts		--	--	--	--
Fund Balances		--	--	--	--
Prior Year Fund Balance		--	-19,877,404	-19,877,404	7,656,383
Endowment Fund-Original		--	--	--	--
Endowment Fund-Income		--	--	--	--
FB Professional Development		--	--	--	--
FB Salary Equity		--	--	--	--

Wharton County Junior College  
 Combined Balance Sheet--All Fund Types and Account Groups  
 30-APRIL-2019  
 (With comparative totals for 30-APRIL-2018 )  
 (amounts expressed in dollars)

Governmental Fund Types

	Auxiliary Enterprise	Restricted Funds	Current Unrestricted	Current Year 2019	Prior Year 2018
<hr/>					
EQUITY AND OTHER CREDITS:					
FB Capital Equipment		--	--		
FB Investment Gain And Loss		--	--		
Fund Balance Receivables		--	--	-	-
Reserved-Undesignated		--	--		
FBTC Operating Fund Balance		--	--		
Plant Fund Balance		--	--		
Bond Fund Balance		--	--		
Scholarship		--	--		
Fund Balance-Rounding Diff		-	--	-	-
Fund Balances:					
Reserve for Encumbrance	21,982	279,561	3,166,143	3,467,686	2,016,348
Fund Balance	784,279	166,124	6,182,938	7,133,340	8,872,487
Reserve For Operations		--	--		
TOTAL EQUITY AND OTHER CREDITS:	806,261	445,684	-10,528,324	-9,276,378	18,545,217
<hr/>					
TOTAL LIABILITIES, EQUITY AND OTHER CREDITS:	865,546	1,630,705	25,690,623	28,186,874	27,279,072
<hr/>					

Wharton County Junior College  
 Combined Balance Sheet--All Fund Types and Account Groups  
 30-APRIL-2019  
 (With comparative totals for 30-APRIL-2018 )  
 (amounts expressed in dollars)

Proprietary Fund Types

	Agency Funds	Current Year 2019	Prior Year 2018
<b>ASSETS and OTHER DEBITS:</b>			
<b>ASSETS:</b>			
Cash	149,680	149,680	185,403
Cash Investments	107,068	107,068	104,812
Accounts Receivable	-	-	-
Taxes Receivable			
Local, St & Fed Agency Receivable			
Due From Other Funds			
Prepaid Expense			
Property, Plant & Equipment			
Deferred Outflows			
<b>TOTAL ASSETS AND OTHER DEBITS:</b>	<b>256,748</b>	<b>256,748</b>	<b>290,215</b>
<b>Liabilities, equity and other credits</b>			
<b>LIABILITIES:</b>			
Accounts Payable			1,415
Employee Benefits Payable	-	-	-
Payroll Taxes Payable			
Accrued Liabilities			
Deferred Revenue			
Long Term Debt			
Net Pension Liability			
Net OPEB Liability			
Deposits Payable	254,755	254,755	287,386
Due To Other Funds			
Scholarships-Designated Donations			
Scholarships-Non-designated			
Donatio			
Deferred Inflows			
<b>TOTAL LIABILITIES:</b>	<b>254,754</b>	<b>254,754</b>	<b>288,801</b>
<b>EQUITY AND OTHER CREDITS:</b>			
Control Accounts	1,994	1,994	1,414
Fund Balances			
Prior Year Fund Balance			
Endowment Fund-Original			
Endowment Fund-Income			
FB Professional Development			
FB Salary Equity			



Wharton County Junior College  
 Combined Balance Sheet--All Fund Types and Account Groups  
 30-APRIL-2019  
 (With comparative totals for 30-APRIL-2018 )  
 (amounts expressed in dollars)

Proprietary Fund Types

Agency Funds	Current Year 2019	Prior Year 2018
EQUITY AND OTHER CREDITS:		
FB Capital Equipment		
FB Investment Gain And Loss		
Fund Balance Receivables		
Reserved-Undesignated		
FBTC Operating Fund Balance		
Plant Fund Balance		
Bond Fund Balance		
Scholarship		
Fund Balance-Rounding Diff		
Fund Balances:		
Reserve for Encumbrance		
Fund Balance		
Reserve For Operations		
TOTAL EQUITY AND OTHER CREDITS:	1,994	1,414
TOTAL LIABILITIES,	256,748	290,215
EQUITY AND OTHER CREDITS:		

Fiduciary Fund Types

	Quasi Endowment Fund	Endowment Funds	Current Year 2019	Prior Year 2018
<b>ASSETS and OTHER DEBITS:</b>				
<b>ASSETS:</b>				
Cash		31,645	31,645	142,466
Cash Investments		10,595,128	10,595,128	10,158,693
Accounts Receivable		584	584	4,238
Taxes Receivable		--	--	--
Local, St & Fed Agency Receivable		--	--	--
Due From Other Funds		--	--	--
Prepaid Expense		--	--	--
Property, Plant & Equipment		--	--	--
Deferred Outflows		--	--	--
<b>TOTAL ASSETS AND OTHER DEBITS:</b>		<b>10,627,357</b>	<b>10,627,357</b>	<b>10,305,398</b>
<b>Liabilities, equity and other credits</b>				
<b>LIABILITIES:</b>				
Accounts Payable		--	--	--
Employee Benefits Payable		--	--	--
Payroll Taxes Payable		--	--	--
Accrued Liabilities		--	--	--
Deferred Revenue		--	--	--
Long Term Debt		--	--	--
Net Pension Liability		--	--	--
Net OPEB Liability		--	--	--
Deposits Payable		--	--	--
Due To Other Funds		--	--	--
Scholarships-Designated Donations		--	--	--
Scholarships-Non-designated		--	--	--
Donatio		--	--	--
Deferred Inflows		--	--	--
<b>TOTAL LIABILITIES:</b>				
<b>EQUITY AND OTHER CREDITS:</b>				
Control Accounts		--	--	--
Fund Balances		--	--	--
Prior Year Fund Balance		--	--	--
Endowment Fund-Original		--	--	--
Endowment Fund-Income		--	--	--
FB Professional Development		--	--	--
FB Salary Equity		--	--	--

Wharton County Junior College  
 Combined Balance Sheet--All Fund Types and Account Groups  
 30-APRIL-2019  
 (With comparative totals for 30-APRIL-2018 )  
 (amounts expressed in dollars)

Fiduciary Fund Types

	Quasi Endowment Fund	Endowment Funds	Current Year 2019	Prior Year 2018
<hr/>				
EQUITY AND OTHER CREDITS:				
FB Capital Equipment		--		
FB Investment Gain And Loss		--		
Fund Balance Receivables		--		
Reserved-Undesignated		--		
FBTC Operating Fund Balance		--		
Plant Fund Balance		--		
Bond Fund Balance		--		
Scholarship		--		
Fund Balance-Rounding Diff		--		
Fund Balances:				
Reserve for Encumbrance		--		
Fund Balance		10,627,357	10,627,357	10,305,398
Reserve For Operations		--		
TOTAL EQUITY AND OTHER CREDITS:		<hr/> 10,627,357	<hr/> 10,627,357	<hr/> 10,305,398
TOTAL LIABILITIES, EQUITY AND OTHER CREDITS:		<hr/> 10,627,357	<hr/> 10,627,357	<hr/> 10,305,398
		=====	=====	=====



	Account Groups					Prior Year 2018
	Repair and Replacement	Debt Retirement Bond Fund	Investment in Plant Fund	Unexpended Plant Fund	Current Year 2019	
ASSETS and OTHER DEBITS:						
ASSETS:						
Cash	8,786,566	248	--	-8,507,009	279,804	224,343
Cash Investments		377,423	--	10,838,956	11,216,380	17,249,082
Accounts Receivable		--	--	11,652	11,652	15,822
Taxes Receivable		--	--	--	--	--
Local, St & Fed Agency Receivable		--	--	--	--	--
Due From Other Funds		--	--	--	--	--
Prepaid Expense		--	--	--	--	--
Property, Plant & Equipment		--	36,508,354	--	36,508,354	28,934,306
Deferred Outflows		--	--	--	--	--
<b>TOTAL ASSETS AND OTHER DEBITS:</b>	<b>8,786,566</b>	<b>377,671</b>	<b>36,508,354</b>	<b>2,343,599</b>	<b>48,016,190</b>	<b>46,423,553</b>
Liabilities, equity and other credits						
LIABILITIES:						
Accounts Payable		--	--	2,999	2,999	5,381
Employee Benefits Payable		--	--	--	--	--
Payroll Taxes Payable		--	--	--	--	--
Accrued Liabilities		--	--	--	--	--
Deferred Revenue		--	--	--	--	--
Long Term Debt		--	1,377,335	--	1,377,335	1,998,503
Net Pension Liability		--	--	--	--	--
Net OPEB Liability		--	--	--	--	--
Deposits Payable		--	--	--	--	--
Due To Other Funds	557,797	--	--	286,227	844,024	1,189,475
Scholarships-Designated Donations		--	--	--	--	--
Scholarships-Non-designated		--	--	--	--	--
Donatio		--	--	--	--	--
Deferred Inflows		--	--	--	--	--
<b>TOTAL LIABILITIES:</b>	<b>557,797</b>		<b>1,377,335</b>	<b>289,226</b>	<b>2,224,358</b>	<b>3,193,359</b>
EQUITY AND OTHER CREDITS:						
Control Accounts		--	--	--	--	--
Fund Balances		--	--	--	--	--
Prior Year Fund Balance		--	--	--	--	--
Endowment Fund-Original		--	--	--	--	--
Endowment Fund-Income		--	--	--	--	--
FB Professional Development		--	--	--	--	--
FB Salary Equity		--	--	--	--	--

Account Groups

	Repair and Replacement	Debt Retirement Bond Fund	Investment in Plant Fund	Unexpended Plant Fund	Current Year 2019	Prior Year 2018
EQUITY AND OTHER CREDITS:						
FB Capital Equipment		--	30,749,716	--	30,749,716	23,158,536
FB Investment Gain And Loss		--	--	--		
Fund Balance Receivables		--	--	--		
Reserved-Undesignated		--	--	--		
FBTC Operating Fund Balance		--	--	--		
Plant Fund Balance		--	--	--		
Bond Fund Balance		--	--	--		
Scholarship		--	--	--		
Fund Balance-Rounding Diff		--	--	--		
Fund Balances:						
Reserve for Encumbrance		--	--	670,888	670,888	3,922,427
Fund Balance	7,544,551	377,671	6,128,774	320,233	14,371,229	16,149,231
Reserve For Operations		--	--	--		
TOTAL EQUITY AND OTHER CREDITS:	7,544,551	377,671	36,878,489	991,120	45,791,832	43,230,194
TOTAL LIABILITIES, EQUITY AND OTHER CREDITS:	8,102,348	377,671	38,255,825	1,280,346	48,016,190	46,423,553

Memorandum Only

	Current Year 2019	Prior Year 2018
<b>ASSETS and OTHER DEBITS:</b>		
<b>ASSETS:</b>		
Cash	3,292,210	3,228,029
Cash Investments	41,759,243	46,085,792
Accounts Receivable	1,900,960	1,728,945
Taxes Receivable	406,239	394,687
Local, St & Fed Agency Receivable	13,386	42,772
Due From Other Funds	844,024	1,180,080
Prepaid Expense	36,427	36,482
Property, Plant & Equipment	36,508,354	28,934,306
Deferred Outflows	2,326,327	2,667,146
<b>TOTAL ASSETS AND OTHER DEBITS:</b>	<b>87,087,169</b>	<b>84,298,238</b>
<b>Liabilities, equity and other credits</b>		
<b>LIABILITIES:</b>		
Accounts Payable	61,022	-41,014
Employee Benefits Payable	162,767	173,259
Payroll Taxes Payable	-	-392
Accrued Liabilities		
Deferred Revenue	468,489	475,607
Long Term Debt	1,377,335	1,998,503
Net Pension Liability	4,999,357	6,132,954
Net OPEB Liability	23,587,731	
Deposits Payable	324,042	349,749
Due To Other Funds	844,024	1,180,080
Scholarships-Designated Donations	62,739	69,616
Scholarships-Non-designated	653,776	271,342
Donatio		
Deferred Inflows	7,401,082	1,606,311
<b>TOTAL LIABILITIES:</b>	<b>39,942,364</b>	<b>12,216,015</b>
<b>EQUITY AND OTHER CREDITS:</b>		
Control Accounts	1,994	1,414
Fund Balances		
Prior Year Fund Balance	-19,877,404	7,656,383
Endowment Fund-Original		
Endowment Fund-Income		
FB Professional Development		
FB Salary Equity		
FB Capital Equipment	30,749,716	23,158,536
FB Investment Gain And Loss		
Fund Balance Receivables	-	-
Reserved-Undesignated		



Wharton County Junior College  
 Combined Balance Sheet--All Fund Types and Account Groups  
 30-APRIL-2019  
 (With comparative totals for 30-APRIL-2018 )  
 (amounts expressed in dollars)

Memorandum Only

	Current Year 2019	Prior Year 2018
FBTC Operating Fund Balance		
Plant Fund Balance		
Bond Fund Balance		
Scholarship		
Fund Balance-Rounding Diff	-	-
Fund Balances:		
Reserve for Encumbrance	4,138,574	5,938,775
Fund Balance	32,131,926	35,327,115
Reserve For Operations		
TOTAL EQUITY AND OTHER CREDITS:	47,144,805	72,082,223
TOTAL LIABILITIES, EQUITY AND OTHER CREDITS:	87,087,169	84,298,238