



ISDLAF+ Monthly Statement

(10385-116) GENERAL FUND

Statement Period
Mar 1, 2021 to Mar 31, 2021

Statement for the Account of:
Geneva C.U.S.D. #304

ACTIVITY SUMMARY

INVESTMENT POOL SUMMARY

	LIQ	MAX
Beginning Balance	\$3.21	\$2,892,267.35
Dividends	\$0.98	\$6.14
Credits	\$6,702,051.78	\$0.00
Checks Paid	\$0.00	\$0.00
Other Debits	(\$6,700,000.00)	(\$2,800,000.00)
Ending Balance	\$2,055.97	\$92,273.49
Average Monthly Rate	0.01%	0.02%
TOTAL LIQ AND MAX		\$94,329.46
TOTAL FIXED INCOME		\$21,672,852.10
ACCOUNT TOTAL		\$21,767,181.56

Geneva C.U.S.D. #304
Dean Romano
227 N. FOURTH ST.
GENEVA, IL 60134




Geneva C.U.S.D. #304

Statement Period
Mar 1, 2021 to Mar 31, 2021

TRANSACTION ACTIVITY

BEGINNING BALANCE							\$3.21
LIQUID CLASS ACTIVITY							
Transaction	Trade Date	Settle Date	Description	Redemption/Debit	Purchase/Credit	Share Price	Shares this Transaction
3086387	03/04/21	03/04/21	Fund Purchase from FRI Maturity CD-276804-1 CFG BANK, MD		\$243,500.00	\$1.00	243,500.000
3086504	03/04/21	03/04/21	Fund Purchase from FRI Interest CD-276804-1 CFG BANK, MD		\$6,347.05	\$1.00	6,347.050
3086557	03/04/21	03/04/21	Phone Wire Purchase SDA		\$500,000.00	\$1.00	500,000.000
3086558	03/04/21	03/04/21	Phone Wire Redemption	(\$3,300,000.00)		\$1.00	(3,300,000.000)
3086560	03/04/21	03/04/21	Phone Exchange Purchase		\$2,800,000.00	\$1.00	2,800,000.000
3089653	03/12/21	03/12/21	Fund Purchase from FRI Interest SEC - 44780 - MORGAN STANLEY PVT BANK		\$2,204.73	\$1.00	2,204.730
3092262	03/18/21	03/18/21	Phone Wire Purchase SDA		\$3,150,000.00	\$1.00	3,150,000.000
3092263	03/18/21	03/18/21	Phone Wire Redemption	(\$3,400,000.00)		\$1.00	(3,400,000.000)
3098203	03/31/21	03/31/21	Dividend Reinvest		\$0.98	\$1.00	0.980
TOTALS FOR PERIOD				(\$6,700,000.00)	\$6,702,052.76		2,052.760
ENDING BALANCE							\$2,055.97



Geneva C.U.S.D. #304

Statement Period

Mar 1, 2021 to Mar 31, 2021

TRANSACTION ACTIVITY

BEGINNING BALANCE							\$2,892,267.35
MAX CLASS ACTIVITY							
Transaction	Trade Date	Settle Date	Description	Redemption/Debit	Purchase/Credit	Share Price	Shares this Transaction
3086559	03/04/21	03/04/21	Phone Exchange Redemption	(\$2,800,000.00)		\$1.00	(2,800,000.000)
3098699	03/31/21	03/31/21	Dividend Reinvest		\$6.14	\$1.00	6.140
TOTALS FOR PERIOD				(\$2,800,000.00)	\$6.14		(2,799,993.860)
ENDING BALANCE							\$92,273.49



Geneva C.U.S.D. #304

Statement Period
Mar 1, 2021 to Mar 31, 2021

SDA / MMA TRANSACTION ACTIVITY

BANK OF CHINA			BEGINNING BALANCE				\$4,083,211.25
Transaction	Date		Deposits	Withdrawals	Interest / Adjust	Balance	
235307	03/18/21	Withdrawal		(\$3,150,000.00)		\$933,211.25	
235581	03/31/21	Interest			\$72.34	\$933,283.59	
TOTALS FOR PERIOD			\$0.00	(\$3,150,000.00)	\$72.34		
ENDING BALANCE						\$933,283.59	
BANK OF CHINA (ICS - DDA)			BEGINNING BALANCE				\$20,006,148.56
Transaction	Date		Deposits	Withdrawals	Interest / Adjust	Balance	
235204	03/04/21	Withdrawal		(\$500,000.00)		\$19,506,148.56	
235580	03/31/21	Interest			\$519.95	\$19,506,668.51	
TOTALS FOR PERIOD			\$0.00	(\$500,000.00)	\$519.95		
ENDING BALANCE						\$19,506,668.51	




Geneva C.U.S.D. #304

Statement Period
Mar 1, 2021 to Mar 31, 2021

FIXED INCOME INVESTMENTS

MATURITIES

Type	M	Holding ID	Settle Date	Transaction Date	Maturity Date	Description	Cost	Face/Par
CD	M	276804-1	09/05/19	03/04/21	03/04/21	CD-276804-1 CFG BANK, MD	\$243,500.00	\$249,847.05
Totals for Period:							\$243,500.00	\$249,847.05




Geneva C.U.S.D. #304

Statement Period

Mar 1, 2021 to Mar 31, 2021

FIXED INCOME INVESTMENTS

INTEREST				
Type	Holding ID	Transaction Date	Description	Interest
CD	276804-1	03/04/21	CD-276804-1 CFG BANK, MD	\$6,347.05
DTC	44780	03/12/21	SEC - 44780 - MORGAN STANLEY PVT BANK	\$2,204.73
SDA	235580	03/31/21	Savings Deposit Account - BANK OF CHINA (ICS - DDA)	\$519.95
SDA	235581	03/31/21	Savings Deposit Account - BANK OF CHINA	\$72.34
Totals for Period:				\$9,144.07



Geneva C.U.S.D. #304

Statement Period
Mar 1, 2021 to Mar 31, 2021

CURRENT PORTFOLIO

Type	Code	Holding ID	Trade	Settle	Maturity	Description	Cost	Rate	Face/Par	Market Value
LIQ				03/31/21		LIQ Account Balance	\$2,055.97	0.010%	\$2,055.97	\$2,055.97
MAX				03/31/21		MAX Account Balance	\$92,273.49	0.020%	\$92,273.49	\$92,273.49
SDA	6	235580-1		03/31/21		Savings Deposit Account - BANK OF CHINA (ICS - DDA)	\$19,506,668.51	0.030%	\$19,506,668.51	\$19,506,668.51
SDA	6	235581-1		03/31/21		Savings Deposit Account - BANK OF CHINA	\$933,283.59	0.030%	\$933,283.59	\$933,283.59
CD	N	285349-1	09/09/20	09/09/20	04/13/21	FINANCIAL FEDERAL BANK	\$249,700.00	0.070%	\$249,803.44	\$249,700.00
CD	N	285350-1	09/09/20	09/09/20	04/13/21	FIELDPOINT PRIVATE BANK & TRUST	\$249,800.00	0.070%	\$249,903.48	\$249,800.00
CD	N	274047-1	07/10/19	07/10/19	07/09/21	MIDLAND STATES BANK	\$239,400.00	2.112%	\$249,556.41	\$239,400.00
DTC	N	44780-1	09/05/19	09/12/19	09/13/21	MORGAN STANLEY PVT BANK (1.800%) 61760AX95	\$247,000.00	1.800%	\$247,000.00	\$248,988.84
DTC	N	45171-1	10/02/19	10/10/19	10/12/21	MORGAN STANLEY BANK NA (1.850%) 61690ULU2	\$247,000.00	1.850%	\$247,000.00	\$249,364.04
Totals for Period:							\$21,767,181.56		\$21,777,544.89	\$21,771,534.44

Weighted Average Portfolio Yield: 1.789 %
Weighted Average Portfolio Maturity: 97.31 Days

Deposit Codes:
6) Promontory-BOC
N) Single FEIN

Portfolio Summary:

Type	Allocation (%)	Allocation (\$)	Description
LIQ	0.01%	\$2,055.97	Liquid Class Activity
MAX	0.42%	\$92,273.49	MAX Class Activity
CD	3.39%	\$738,900.00	Certificate of Deposit
DTC	2.29%	\$498,352.88	Certificate of Deposit
SDA	93.88%	\$20,439,952.10	Savings Deposit Account

Note: Weighted Yield & Weighted Average Portfolio Maturity are calculated using "Market Value" and are only based on the fixed rate investments (excluding SDA investments).

Cost is comprised of the total amount you paid for the investment including any fees and commissions.

Rate is the Rate Yield to Maturity.

Face/Par is the amount received at maturity.

Market Value reflects the market value as reported by an independent third-party pricing service. Certificates of Deposit and Commercial Paper and other assets for which market pricing is not readily available from a third-party pricing service are listed at "Cost".



ISDLAF+ Monthly Statement



About Your Account and Statement

Securities and municipal advisory brokerage services (investments purchased with proceeds from a municipal securities issuance), and investments cleared through our clearing firm, Pershing LLC, are offered through PMA Securities, LLC, a broker-dealer and municipal advisor registered with the SEC and MSRB, and a member of FINRA and SIPC. All other products and brokerage services are generally provided by PMA Financial Network, LLC. Thus, certificates of deposit ("CD"), savings deposit accounts ("SDA") and commercial paper ("CP") may be executed through either PMA entity, as applicable, depending on whether the investment was purchased with proceeds derived from municipal securities. PMA Securities, LLC and PMA Financial Network, LLC are operated under common ownership and are affiliated with Prudent Man Advisors, LLC.

Fixed Rate Investment Activity

This section shows all of the fixed term investments purchased and sold, maturities, interest received, and activity. This will include all CD, SDA, CP, securities and money market funds purchased through PMA Financial Network, LLC or PMA Securities, LLC as applicable. It also shows the approximate market value of each security whose price is obtained from an independent source believed to be reliable. However, PMA cannot guarantee their accuracy. This data is provided for informational purposes only. Listed values should not be interpreted as an offer to buy or sell at a specific price. CD's and CP are listed at their original cost. Redemption of a CD prior to maturity may result in early withdrawal penalties. Market values are based on the last day of the month for which this report date range is ending. If the run date of this report is prior to the end of the current month, the market values are listed as equivalent to the cost values.

ISDLAF+ Activity

This section shows all of the activity in the Liquid and Max Class. The Average Rate represents the average net interest rate over the previous month which is then annualized. Income Summary represents the interest earned for the Month and Fiscal Year to Date. Information regarding the ISDLAF+ investment objectives, risks, charges and expenses can be found in the ISDLAF+ information statement, which can be obtained at www.isdlafplus.com or by calling PMA at the phone number listed.

An investment in the Multi-Class Series or any Term Series is not a bank deposit and is not insured or guaranteed by the Federal Deposit Insurance Corporation or any other governmental or private agency. Although the Liquid Class and MAX Class of the Multi-Class Series each seeks to maintain a stable value of \$1.00 per share, it is possible to lose money by investing in the Multi-Class Series. It also is possible to lose money by investing in a Term Series, which may impose a substantial penalty for redemption prior to the full term of the Series.

Money Market Fund

The Rate shown for the money market fund represents the average net interest rate over the previous month which is then annualized. Information regarding the money market fund's investment objectives, risks, charges and expenses can be found in the money market fund's prospectus, which can be obtained by calling PMA at the phone numbers listed. The performance data featured represents past performance, which is no guarantee of future results. Investment returns will fluctuate. Current performance may be higher or lower than the performance data quoted. Please call PMA for the most recent performance figures.

The performance data featured represents past performance, which is no guarantee of future results. Investment returns will fluctuate. Current performance may be higher or lower than the performance data quoted. Please call PMA for the most recent performance figures.

Additional Disclosures

All funds, and/or securities are located and safe kept in an account under the client's name at their custodial bank. Any certificates of deposit listed are located in the client's name at the respective bank. Any money market fund shares are held directly with the money market fund. It is recommended that any oral communications be re-confirmed in writing to further protect your rights, including rights under the Securities Investor Protection Act.

Debt Securities

Some debt securities are subject to redemption prior to maturity. In the event of a partial or whole call of a security, the securities call will be automatically selected on a random basis as is customary in the securities industry. The probability that your securities will be selected is proportional to the amount of your holdings relative to the total holdings. Redemption prior to maturity could affect the yield represented. Additional information is available upon request.

A financial statement of PMA Securities, LLC is available for inspection at its office or a copy will be mailed to you upon written request.

PLEASE ADVISE PMA AND OUR CLEARING FIRM, PERSHING LLC, IMMEDIATELY OF ANY INACCURACY OR DISCREPANCY ON YOUR STATEMENT. FOR A CHANGE OF ADDRESS OR QUESTIONS REGARDING YOUR ACCOUNT, PLEASE NOTIFY YOUR PMA REPRESENTATIVE. ANY ORAL COMMUNICATIONS SHOULD BE RE-CONFIRMED IN WRITING.

How to Contact PMA

Please call (630) 657-6400 or write to us at PMA, 2135 CityGate Lane, 7th Floor, Naperville, Illinois 60563.

How to Contact Pershing LLC

Please call (201) 413-3530 or write to Pershing, LLC, One Pershing Plaza, Jersey City, New Jersey, 07399

In accordance with FINRA Rule 2267, PMA Securities, LLC is providing the following information in the event you wish to contact FINRA. You may call (301) 590-6920 or write to FINRA at 1735 K Street NW, Washington, D.C. 20006-1000. In addition to the public disclosure number (800) 289-9999, FINRA provides an investor brochure which describes their Public Disclosure Program. Additional information is also available at www.finra.org.