



June
2019

ECISD State Assessment Results



ECISD STAAR 3-EOC All Subjects LSG Goal 1

Goal 1 Annual Targets: SY 18/19 = 34% Meets, SY 19/20 = 40% Meets, SY 20/21 = 46% Meets, SY 21/22 = 54% Meets, SY 22/23 = 58% Meets, SY 23/24 = 60% Meets

	3-EOC All Subjects 2018	3-EOC All Subjects 2019	<i>DIFFERENCE</i>
	Meets	Meets	<i>Meets</i>
ECISD	30%	34%	4%

Source: TEA Spring STAAR 2018, 2019 Summary Reports

ECISD STAAR EOC Spring 2018-2019

	Spring 2018 STAAR EOC, English I	Spring 2019 STAAR EOC, English I	<i>Difference</i>
	Masters	Masters	Masters
ECISD	3%	4%	1%
	Spring 2018 STAAR EOC, English II	Spring 2019 STAAR EOC, English II	<i>Difference</i>
	Masters	Masters	Masters
ECISD	3%	3%	0%
	Spring 2018 STAAR EOC, US History	Spring 2019 STAAR EOC, US History	<i>Difference</i>
	Masters	Masters	Masters
ECISD	29%	35%	6%
	Spring 2018 STAAR EOC, Biology	Spring 2019 STAAR EOC, Biology	<i>Difference</i>
	Masters	Masters	Masters
ECISD	12%	12%	0%
	Spring 2018 STAAR EOC, Algebra I	Spring 2019 STAAR EOC, Algebra I	<i>Difference</i>
	Masters	Masters	Masters
ECISD	11%	13%	2%

	Spring 2018 STAAR EOC, English I	Spring 2019 STAAR EOC, English I	<i>Difference</i>
	Meets	Meets	Meets
ECISD	30%	31%	1%
	Spring 2018 STAAR EOC, English II	Spring 2019 STAAR EOC, English II	<i>Difference</i>
	Meets	Meets	Meets
ECISD	38%	37%	-1%
	Spring 2018 STAAR EOC, US History	Spring 2019 STAAR EOC, US History	<i>Difference</i>
	Meets	Meets	Meets
ECISD	60%	64%	4%
	Spring 2018 STAAR EOC, Biology	Spring 2019 STAAR EOC, Biology	<i>Difference</i>
	Meets	Meets	Meets
ECISD	48%	48%	0%
	Spring 2018 STAAR EOC, Algebra I	Spring 2019 STAAR EOC, Algebra I	<i>Difference</i>
	Meets	Meets	Meets
ECISD	30%	32%	2%

	Spring 2018 STAAR EOC, English I	Spring 2019 STAAR EOC, English I	<i>Difference</i>
	Approaches	Approaches	Approaches
ECISD	47%	49%	2%
	Spring 2018 STAAR EOC, English II	Spring 2019 STAAR EOC, English II	<i>Difference</i>
	Approaches	Approaches	Approaches
ECISD	57%	56%	-1%
	Spring 2018 STAAR EOC, US History	Spring 2019 STAAR EOC, US History	<i>Difference</i>
	Approaches	Approaches	Approaches
ECISD	88%	91%	3%
	Spring 2018 STAAR EOC, Biology	Spring 2019 STAAR EOC, Biology	<i>Difference</i>
	Approaches	Approaches	Approaches
ECISD	83%	83%	0%
	Spring 2018	Spring 2019	<i>Difference</i>
	Approaches	Approaches	Approaches
ECISD	69%	67%	-2%

Source: TEA Spring STAAR 2018, 2019 Summary Reports

ECISD STAAR Eng II EOC Cohort Data Spring 2019 Administration



	Spring 2018 STAAR EOC, English I	Spring 2019 STAAR EOC, English II	<i>Difference</i>
	Masters	Masters	Masters
ECISD	3%	3%	0%

	Spring 2018 STAAR EOC, English I	Spring 2019 STAAR EOC, English II	<i>Difference</i>
	Meets	Meets	Meets
ECISD	30%	37%	7%

	Spring 2018 STAAR EOC, English I	Spring 2019 STAAR EOC, English II	<i>Difference</i>
	Approaches	Approaches	Approaches
ECISD	47%	56%	9%

Source: TEA Spring STAAR 2018, 2019 Summary Reports

ECISD STAAR Gr. 3-4 Reading/Math

	Gr. 3 Reading STAAR May 2018	Gr. 3 Reading STAAR May 2019	<i>DIFFERENCE</i>	Gr. 3 Reading STAAR May 2018	Gr. 3 Reading STAAR May 2019	<i>DIFFERENCE</i>	Gr. 3 Reading STAAR May 2018	Gr. 3 Reading STAAR May 2019	<i>DIFFERENCE</i>
	Masters	Masters	<i>Masters</i>	Meets	Meets	<i>Meets</i>	Approaches	Approaches	<i>Approaches</i>
ECISD	16%	19%	3%	30%	33%	3%	68%	66%	-2%
	Gr. 3 Math STAAR May 2018	Gr. 3 Math STAAR May 2019	<i>DIFFERENCE</i>	Gr. 3 Math STAAR May 2018	Gr. 3 Math STAAR May 2019	<i>DIFFERENCE</i>	Gr. 3 Math STAAR May 2018	Gr. 3 Math STAAR May 2019	<i>DIFFERENCE</i>
	Masters	Masters	<i>Masters</i>	Meets	Meets	<i>Meets</i>	Approaches	Approaches	<i>Approaches</i>
ECISD	15%	16%	1%	35%	35%	0%	67%	66%	-1%
	Gr. 4 Reading STAAR May 2018	Gr. 4 Reading STAAR May 2019	<i>DIFFERENCE</i>	Gr. 4 Reading STAAR May 2018	Gr. 4 Reading STAAR May 2019	<i>DIFFERENCE</i>	Gr. 4 Reading STAAR May 2018	Gr. 4 Reading STAAR May 2019	<i>DIFFERENCE</i>
	Masters	Masters	<i>Masters</i>	Meets	Meets	<i>Meets</i>	Approaches	Approaches	<i>Approaches</i>
ECISD	16%	15%	-1%	33%	33%	0%	58%	64%	6%
	Gr. 4 Math STAAR May 2018	Gr. 4 Math STAAR May 2019	<i>DIFFERENCE</i>	Gr. 4 Math STAAR May 2018	Gr. 4 Math STAAR May 2019	<i>DIFFERENCE</i>	Gr. 4 Math STAAR May 2018	Gr. 4 Math STAAR May 2019	<i>DIFFERENCE</i>
	Masters	Masters	<i>Masters</i>	Meets	Meets	<i>Meets</i>	Approaches	Approaches	<i>Approaches</i>
ECISD	16%	17%	1%	36%	34%	-2%	67%	64%	-3%

Source: TEA Spring STAAR 2018, 2019 Summary Reports

ECISD STAAR Gr. 4 Writing, Gr. 5 Reading/Math Cumulative, Gr. 5 Science

	Gr. 4 Writing STAAR May 2018	Gr. 4 Writing STAAR May 2019	<i>DIFFERENCE</i>	Gr. 4 Writing STAAR May 2018	Gr. 4 Writing STAAR May 2019	<i>DIFFERENCE</i>	Gr. 4 Writing STAAR May 2018	Gr. 4 Writing STAAR May 2019	<i>DIFFERENCE</i>
	Masters	Masters	Masters	Meets	Meets	Meets	Approaches	Approaches	Approaches
ECISD	5%	5%	0%	27%	20%	-7%	51%	52%	1%

	Gr. 5 Reading STAAR April & May 2018 (Cumulative)	Gr. 5 Reading STAAR April & May 2019 (Cumulative)	<i>DIFFERENCE</i>	Gr. 5 Reading STAAR April & May 2018 (Cumulative)	Gr. 5 Reading STAAR April & May 2019 (Cumulative)	<i>DIFFERENCE</i>	Gr. 5 Reading STAAR April & May 2018 (Cumulative)	Gr. 5 Reading STAAR April & May 2019 (Cumulative)	<i>DIFFERENCE</i>
	Masters	Masters	Masters	Meets	Meets	Meets	Approaches	Approaches	Approaches
ECISD	13%	16%	3%	37%	38%	1%	69%	75%	6%

	Gr. 5 Math STAAR April & May 2018 (Cumulative)	Gr. 5 Math STAAR April & May 2019 (Cumulative)	<i>DIFFERENCE</i>	Gr. 5 Math STAAR April & May 2018 (Cumulative)	Gr. 5 Math STAAR April & May 2019 (Cumulative)	<i>DIFFERENCE</i>	Gr. 5 Math STAAR April & May 2018 (Cumulative)	Gr. 5 Math STAAR April & May 2019 (Cumulative)	<i>DIFFERENCE</i>
	Masters	Masters	Masters	Meets	Meets	Meets	Approaches	Approaches	Approaches
ECISD	17%	23%	6%	41%	43%	2%	81%	80%	-1%

	Gr. 5 Science STAAR May 2018	Gr. 5 Science STAAR May 2019	<i>DIFFERENCE</i>	Gr. 5 Science STAAR May 2018	Gr. 5 Science STAAR May 2019	<i>DIFFERENCE</i>	Gr. 5 Science STAAR May 2018	Gr. 5 Science STAAR May 2019	<i>DIFFERENCE</i>
	Masters	Masters	Masters	Meets	Meets	Meets	Approaches	Approaches	Approaches
ECISD	9%	14%	5%	27%	32%	5%	66%	59%	-7%

Source: TEA Spring STAAR 2018, 2019 Summary Reports

ECISD STAAR Gr. 3-5 Cohort Data

STAAR Cohort Comparison %Approaches	Gr. 3 Reading STAAR May 2018	Gr. 4 Reading STAAR May 2019	DIFFERENCE	Gr. 3 Math STAAR May 2018	Gr. 4 Math STAAR May 2019	DIFFERENCE
ECISD	68%	64%	-4%	67%	64%	-3%

STAAR Cohort Comparison %Approaches	Gr. 4 Reading STAAR May 2018	Gr. 5 Reading STAAR April & May 2019 (Cumulative)	DIFFERENCE	Gr. 4 Math STAAR May 2018	Gr. 5 Math STAAR April & May 2019 (Cumulative)	DIFFERENCE
ECISD	58%	75%	17%	67%	80%	13%

Source: TEA Spring STAAR 2018, 2019 Summary Reports

ECISD STAAR Gr. 6,7 Reading/Math

	Gr. 6 Reading STAAR May 2018	Gr. 6 Reading STAAR May 2019	<i>DIFFERENCE</i>	Gr. 6 Reading STAAR May 2018	Gr. 6 Reading STAAR May 2019	<i>DIFFERENCE</i>	Gr. 6 Reading STAAR May 2018	Gr. 6 Reading STAAR May 2019	<i>DIFFERENCE</i>
	Masters	Masters	<i>Masters</i>	Meets	Meets	<i>Meets</i>	Approaches	Approaches	<i>Approaches</i>
ECISD	7%	7%	0%	19%	19%	0%	46%	47%	1%



	Gr. 6 Math STAAR May 2018	Gr. 6 Math STAAR May 2019	<i>DIFFERENCE</i>	Gr. 6 Math STAAR May 2018	Gr. 6 Math STAAR May 2019	<i>DIFFERENCE</i>	Gr. 6 Math STAAR May 2018	Gr. 6 Math STAAR May 2019	<i>DIFFERENCE</i>
	Masters	Masters	<i>Masters</i>	Meets	Meets	<i>Meets</i>	Approaches	Approaches	<i>Approaches</i>
ECISD	6%	7%	1%	23%	25%	2%	60%	63%	3%

	Gr. 7 Reading STAAR May 2018	Gr. 7 Reading STAAR May 2019	<i>DIFFERENCE</i>	Gr. 7 Reading STAAR May 2018	Gr. 7 Reading STAAR May 2019	<i>DIFFERENCE</i>	Gr. 7 Reading STAAR May 2018	Gr. 7 Reading STAAR May 2019	<i>DIFFERENCE</i>
	Masters	Masters	<i>Masters</i>	Meets	Meets	<i>Meets</i>	Approaches	Approaches	<i>Approaches</i>
ECISD	12%	14%	2%	25%	29%	4%	52%	57%	5%

	Gr. 7 Math STAAR May 2018	Gr. 7 Math STAAR May 2019	<i>DIFFERENCE</i>	Gr. 7 Math STAAR May 2018	Gr. 7 Math STAAR May 2019	<i>DIFFERENCE</i>	Gr. 7 Math STAAR May 2018	Gr. 7 Math STAAR May 2019	<i>DIFFERENCE</i>
	Masters	Masters	<i>Masters</i>	Meets	Meets	<i>Meets</i>	Approaches	Approaches	<i>Approaches</i>
ECISD	7%	8%	1%	20%	26%	6%	52%	59%	7%

Source: TEA Spring STAAR 2018, 2019 Summary Reports

ECISD STAAR Gr. 7 Writing



	Gr. 7 Writing STAAR May 2018	Gr. 7 Writing STAAR May 2019	<i>DIFFERENCE</i>	Gr. 7 Writing STAAR May 2018	Gr. 7 Writing STAAR May 2019	<i>DIFFERENCE</i>	Gr. 7 Writing STAAR May 2018	Gr. 7 Writing STAAR May 2019	<i>DIFFERENCE</i>
	Masters	Masters	<i>Masters</i>	Meets	Meets	<i>Meets</i>	Approaches	Approaches	<i>Approaches</i>
ECISD	5%	6%	1%	23%	21%	-2%	48%	49%	1%

Source: TEA Spring STAAR 2018, 2019 Summary Reports

ECISD STAAR Gr. 8 Reading/Math Cumulative, Science, Social Studies

	Gr. 8 Reading STAAR April & May 2018 (Cumulative)	Gr. 8 Reading STAAR April & May 2019 (Cumulative)	<i>DIFFERENCE</i>	Gr. 8 Reading STAAR April & May 2018 (Cumulative)	Gr. 8 Reading STAAR April & May 2019 (Cumulative)	<i>DIFFERENCE</i>	Gr. 8 Reading STAAR April & May 2018 (Cumulative)	Gr. 8 Reading STAAR April & May 2019 (Cumulative)	<i>DIFFERENCE</i>
	Masters	Masters	Masters	Meets	Meets	Meets	Approaches	Approaches	Approaches
ECISD	12%	14%	2%	27%	33%	6%	61%	66%	5%
	Gr. 8 Math STAAR April & May 2018 (Cumulative)	Gr. 8 Math STAAR April & May 2019 (Cumulative)	<i>DIFFERENCE</i>	Gr. 8 Math STAAR April & May 2018 (Cumulative)	Gr. 8 Math STAAR April & May 2019 (Cumulative)	<i>DIFFERENCE</i>	Gr. 8 Math STAAR April & May 2018 (Cumulative)	Gr. 8 Math STAAR April & May 2019 (Cumulative)	<i>DIFFERENCE</i>
	Masters	Masters	Masters	Meets	Meets	Meets			
ECISD	2%	2%	0%	17%	23%	6%	70%	70%	0%
	Gr. 8 Science STAAR May 2018	Gr. 8 Science STAAR May 2019	<i>DIFFERENCE</i>	Gr. 8 Science STAAR May 2018	Gr. 8 Science STAAR May 2019	<i>DIFFERENCE</i>	Gr. 8 Science STAAR May 2018	Gr. 8 Science STAAR May 2019	<i>DIFFERENCE</i>
	Masters	Masters	Masters	Meets	Meets	Meets	Approaches	Approaches	Approaches
ECISD	12%	10%	-2%	32%	28%	-4%	60%	64%	4%
	Gr. 8 Social Studies STAAR May 2018	Gr. 8 Social Studies STAAR May 2019	<i>DIFFERENCE</i>	Gr. 8 Social Studies STAAR May 2018	Gr. 8 Social Studies STAAR May 2019	<i>DIFFERENCE</i>	Gr. 8 Social Studies STAAR May 2018	Gr. 8 Social Studies STAAR May 2019	<i>DIFFERENCE</i>
	Masters	Masters	Masters	Meets	Meets	Meets	Approaches	Approaches	Approaches
ECISD	3%	5%	2%	9%	12%	3%	35%	42%	7%

Source: TEA Spring STAAR 2018, 2019 Summary Reports

ECISD STAAR Gr. 6-8 Cohort Data

STAAR Cohort Comparison %Approaches	Gr. 6 Reading STAAR May 2018	Gr. 7 Reading STAAR May 2019	<i>DIFFERENCE</i>	Gr. 6 Math STAAR May 2018	Gr. 7 Math STAAR May 2019	<i>DIFFERENCE</i>
ECISD	46%	57%	11%	60%	59%	-1%


STAAR Cohort Comparison %Approaches	Gr. 7 Reading STAAR May 2018	Gr. 8 Reading STAAR April & May 2019 (Cumulative)	<i>DIFFERENCE</i>	Gr. 7 Math STAAR May 2018	Gr. 8 Math STAAR April & May 2019 (Cumulative)	<i>DIFFERENCE</i>
ECISD	52%	66%	14%	52%	70%	18%

Source: TEA Spring STAAR 2018, 2019 Summary Reports

TELPAS 2016-2019

TELPAS									
Gr. K-2 Listening					Gr. 3-12 Listening				
	B	I	A	AH		B	I	A	AH
2016	35	37	21	7	2016	7	16	29	48
2017	29	39	24	8	2017	7	16	27	50
2018	32	38	21	8	2018	8	28	42	22
2019	42	33	15	11	2019	9	28	37	27
Gr. K-2 Speaking					Gr. 3-12 Speaking				
	B	I	A	AH		B	I	A	AH
2016	47	31	16	6	2016	11	19	30	40
2017	41	32	21	6	2017	12	17	28	43
2018	42	40	16	2	2018	10	41	42	7
2019	49	37	10	3	2019	16	44	30	10
Gr. K-2 Reading					Gr. 3-12 Reading				
	B	I	A	AH		B	I	A	AH
2016	62	24	10	4	2016	18	32	37	14
2017	58	27	10	5	2017	17	32	35	16
2018	62	22	11	5	2018	12	37	31	20
2019	68	20	9	3	2019	16	36	25	23
Gr. K-2 Writing					Gr. 3-12 Writing				
	B	I	A	AH		B	I	A	AH
2016	70	20	8	2	2016	15	27	31	27
2017	64	24	10	3	2017	13	26	30	30
2018	68	22	8	2	2018	11	29	34	26
2019	72	20	7	1	2019	11	29	32	27

Source: TEA Spring STAAR 2016-2019 Summary Reports



Thank You!

Annette Macias

