

## SAP GOAL AND MEASURES

### ACADEMICS

#### *District Growth Areas:*

- Ensuring the continued development of curriculum across all content areas fidelity and uniformity across the district
- Support a common assessment system to measure student learning
- Supporting staff to better use assessment data to make instructional decisions and determine the effectiveness of strategies being implemented
- Support universal preschool program

#### *School Growth Areas:*

- Rigorous, standards-based curricula exist for all grade levels and content areas. Curricula are aligned with the CCSS and are being implemented with a high degree of fidelity throughout the school.
- Teachers consistently administer assessments throughout the year. Assessments are standards-based and provide real-time data. Teachers embed formative assessments in their daily lessons. The school has strong processes to collect, analyze, and use data to inform interventions.
- All observed lessons are appropriately accessible and challenging. Teachers push students, promoting academic risk-taking. Students are developing the capacity to engage in complex content and pose higher-level questions to the teacher and peers. Teachers promote high expectations.
- Teachers consistently and seamlessly differentiate instruction. Teachers use data and formal/informal strategies to gauge understanding, and

### HUMAN CAPITAL

#### *District Growth Areas:*

- Recruit highly qualified staff
- Professional Development will be imbedded and driven by staff or demonstrated student need

#### *School Growth Areas:*

- 100% of classes are led by deeply passionate and highly effective educators. There are strong systems in place to promote staff efficacy and make staffing decisions driven exclusively by student needs. All staff articulates a common understanding of what effective instruction looks like. Educators relentlessly pursue excellent pedagogy. Instructional leaders have communicated and enforced high expectations school-wide.
- The school consistently offers rich and meaningful PD opportunities that are aligned to student needs and staff growth areas identified through observations. Teachers effectively translate PD strategies into their daily instruction. The school has a process for monitoring and supporting the implementation of PD strategies.
- 0
- 0

## OPERATIONS

### *District Growth Areas:*

- Supporting technology with the available funding
- Support the integrated use of technology in all schools
- Support Business Management Services

### *School Growth Areas:*

- All students are visibly engaged, ready to learn, and on task. Students are clearly focused on learning in all classrooms. The lessons appeal to and seem to support all learning styles. Students are actively engaged in the lessons and excited to participate in classroom dialogue and instruction.
- Teachers consistently and seamlessly differentiate instruction. Teachers use data and formal/informal strategies to gauge understanding, and differentiate the learning process accordingly. Tight feedback loop between monitoring efforts and instruction.
- The school and district engage in strategic budgeting. The school and district invest in high-yield, research-based initiatives aligned to student
- 0

## CULTURE AND CLIMATE

### *District Growth Areas:*

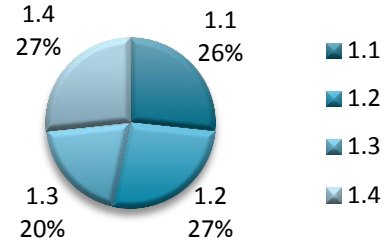
- Strengthening existing programs and developing new ones to address the academic and social needs of a growing minority population
- Addressing student/family transiency and illegal residency issues
- Bringing ,more social services into the high schools

### *School Growth Areas:*

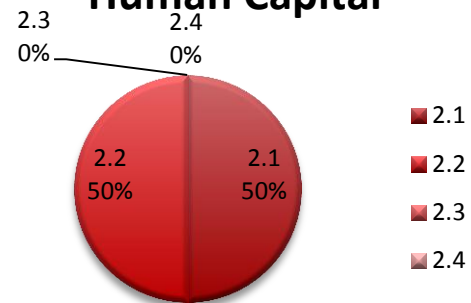
- A school-wide behavior management plan is consistently and effectively implemented. All students behave in a calm, orderly, and respectful manner throughout the school day. Classroom distractions are minimal, and immediately and appropriately addressed. Rewards and consequences are clear and appropriate, and are consistently applied across the school. The suspension/expulsion rate is < 10%.
- The school frequently engages parents/family as partners in student's education. Almost all families participate in school activities. Nearly all educators communicate with families on a regular basis.
- 0
- 0

# Monthly Statistics Report

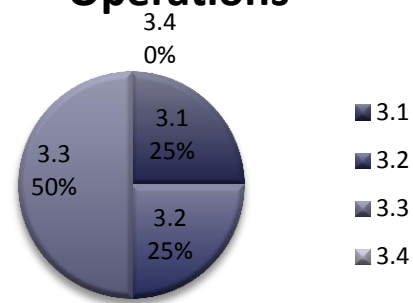
## Academics



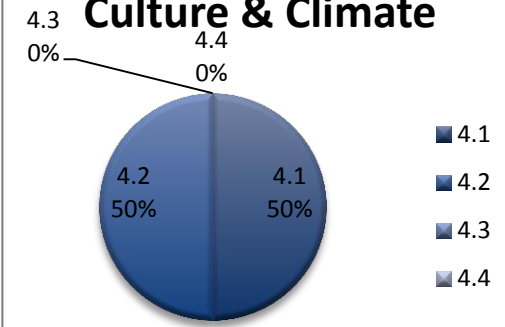
## Human Capital



## Operations



## Culture & Climate



## Strategic Plan



Indicator	1.1	1.2	1.3	1.4	Date Completed	Academics
Academics	✓			✓	Bi-weekly	Child Study Team
	✓	✓	✓	✓		Development of Program of Studies 2015-2016
	✓	✓	✓	✓	1/8/2015	Edgenuity Parent Meeting
	✓	✓		✓	1/8/2015	SPDG Onsite Training
		✓			1/30/2015	Assessment Meeting
			✓		Ongoing	Teachscape Evaluations

Indicator	2.1	2.2	2.3	2.4	Date Completed	Human Capital
Human Capital	✓				1/26/2015	Hired Math Interventionist
	✓				1/26/2015	Hired Reading Interventionist
		✓			1/7/2015	Professional Development: Microsoft 365
		✓			1/7/2015	Professional Development: IEP Rubric/Fidelity

Indicator	3.1	3.2	3.3	3.4	Date Completed	Operations
Operations	✓	✓	✓		Ongoing	Preschool Construction
	✓	✓	✓		1/14/2015	Furniture Meeting
			✓		Ongoing	Budget Planning 2015-2016
			✓			Technology Inventory
Indicator	4.1	4.2	4.3	4.4	Date Completed	Culture and Climate
Culture and Climate	✓				1/14/2015	Security Meeting
					1/14/2015	Faculty Meeting
					1/23/2015	Staff Sunshine Breakfast
		✓			1/28/2015	State of the District
	✓				1/28/2015	Senior Class Meeting
		✓				Parent Teacher Organization- TV Raffle