

	A	B	C	D	E	F	G	H	I					
1	MINEOLA INDEPENDENT SCHOOL DISTRICT													
2														
3														
4										2015-2016 BUDGET				
5										AS OF 8/31/16				
6														
7	GENERAL FUND													
8	FUND 199					BUDGETED	EXPENDED	ENCUMBERED/ ACCRUED	BALANCE					
9														
10														
11														
12	TRANSFER OUT					82,387.00	82,387.00	0.00	0.00					
13														
14														
15														
16	PAYROLL					7,482,663.00	7,270,937.92	0.00	211,725.08					
17	TOTAL					7,482,663.00	7,270,937.92	0.00	211,725.08					
18														
19	FINGERPRINTING-HS					0.00	0.00	0.00	0.00					
20	FINGERPRINTING-MS					0.00	0.00	0.00	0.00					
21	FINGERPRINTING-PS					100.00	94.90	0.00	5.10					
22	FINGERPRINTING-ES					0.00	0.00	0.00	0.00					
23	CONT SERV-CIS-HS					0.00	0.00	0.00	0.00					
24	STUDENT TUTION-HS					16,200.00	16,070.50	0.00	129.50					
25	COMPUTER AND COPIER REPAIR/MAINT-HS					8,600.00	8,599.00	0.00	1.00					
26	COMPUTER AND COPIER REPAIR/MAINT-MS					8,000.00	8,000.00	0.00	0.00					
27	COMPUTER AND COPIER REPAIR/MAINT-PS					8,350.00	8,329.00	0.00	21.00					
28	COMPUTER AND COPIER REPAIR/MAINT-ES					8,000.00	8,000.00	0.00	0.00					
29	GENERAL REPAIR-HS					0.00	0.00	0.00	0.00					
30	CONTRACTED SERVICE-DRAMA					0.00	0.00	0.00	0.00					
31	BAND INSTRUMENT REPAIR-HS					8,400.00	8,397.51	0.00	2.49					
32	BAND INSTRUMENT REPAIR-MS					3,000.00	2,912.74	0.00	87.26					
33	REPAIR-HS-SCIENCE					0.00	0.00	0.00	0.00					
34	REPAIR-MS-SCIENCE					0.00	0.00	0.00	0.00					
35	PHOTOGRAPHY REPAIR/MAINT-HS					0.00	0.00	0.00	0.00					
36	REPAIR-CAREER & TECH-HS					0.00	0.00	0.00	0.00					
37	VO AG-MAINT-HS					800.00	794.10	0.00	5.90					
38	HOMEMAKING MAINT-HS					250.00	132.90	0.00	117.10					
39	AUTO MECH MAINT-HS					1,950.00	1,902.64	0.00	47.36					
40	LEASE/RENTAL-VOC AG					0.00	0.00	0.00	0.00					
41	LEASE/RENTAL-AUTO MECHANICS					75.00	75.00	0.00	0.00					
42	REPAIR-MS-SP ED					0.00	0.00	0.00	0.00					
43	RENTAL DRIVER'S ED-HS					0.00	0.00	0.00	0.00					
44	CONT-SERV-COMPUTERS-HS					8,207.42	8,170.67	0.00	36.75					
45	CONT SERV-COMPUTERS-HS C/T					0.00	0.00	0.00	0.00					
46	CONT SERV-COMPUTERS-HS ALLOTMENT					36,142.58	35,944.67	0.00	197.91					
47	CONT-SERV-COMPUTERS-HS-ESL					0.00	0.00	0.00	0.00					
48	CONT SERV-COMPUTERS-MS					4,600.00	4,361.67	0.00	238.33					
49	CONT SERV-COMPUTERS-MS-ST COMP					2,500.00	2,250.00	0.00	250.00					
50	CONT SERV-COMPUTERS-MS-ESL					0.00	0.00	0.00	0.00					

	A	B	C	D	E	F	G	H	I
51	CONT SERV-COMPUTERS-PS					13,050.00	12,924.00	0.00	126.00
52	CONT SERV-COMPUTERS-PS ESL					0.00	0.00	0.00	0.00
53	CONT SERV-COMPUTERS-PS-ST COMP					0.00	0.00	0.00	0.00
54	CONT SERV-COMPUTERS- ES					3,910.00	3,783.41	0.00	126.59
55	CONT SERV-COMPUTERS-ES-ESL					0.00	0.00	0.00	0.00
56	CONT SERV-COMPUTERS-ES-ST COMP					0.00	0.00	0.00	0.00
57	CONT SERV-TECHNOLOGY-HS					1,000.00	674.98	0.00	325.02
58	CONT SERV-TECHNOLOGY-MS					500.00	224.99	0.00	275.01
59	CONT SERV-TECHNOLOGY-PS					0.00	0.00	0.00	0.00
60	CONT SERV-TECHNOLOGY-ES					0.00	0.00	0.00	0.00
61	TOTAL					133,635.00	131,642.68	0.00	1,992.32
62									
63	INST SUPPLIES-HS					21,635.73	20,051.44	0.00	1,584.29
64	INST SUPPLIES-HS-G/T					0.00	0.00	0.00	0.00
65	INST SUPPLIES-HS-ESL					0.00	0.00	0.00	0.00
66	INST SUPPLIES-HS-ST COMP					600.00	535.39	0.00	64.61
67	INST SUPPLIES-HS-ENTENDED DAY					150.00	102.29	0.00	47.71
68	INST SUPPLIES-HS ALLOTMENT					1,650.00	1,634.26	0.00	15.74
69	INST SUPPLIES-MS					12,875.00	11,445.42	0.00	1,429.58
70	INST SUPPLIES-MS-G/T					1,550.00	1,491.84	0.00	58.16
71	INST SUPPLIES-MS-ESL					413.08	407.76	0.00	5.32
72	INST SUPPLIES-MS-ST COMP					1,300.00	1,272.50	0.00	27.50
73	INST SUPPLIES-MS-EXTENDED DAY					150.00	144.66	0.00	5.34
74	INST SUPPLIES-PS					14,575.00	13,160.20	0.00	1,414.80
75	INST SUPPLIES-PS-G/T					500.00	494.63	0.00	5.37
76	INST SUPPLIES-PS-ESL					250.00	205.63	0.00	44.37
77	INST SUPPLIES-PS-ST COMP					0.00	0.00	0.00	0.00
78	INST SUPPLIES-PS-AFTER SCHOOL					0.00	0.00	0.00	0.00
79	INST SUPPLIES-ES					10,375.00	8,986.80	0.00	1,388.20
80	INST SUPPLIES-ES-G/T					200.00	141.18	0.00	58.82
81	INST SUPPLIES-ES-ESL					260.00	250.02	0.00	9.98
82	INST SUPPLIES-ES-ST COMP					700.00	614.20	0.00	85.80
83	INST SUPPLIES-ES-AFTER SCHOOL					100.00	71.76	0.00	28.24
84	IST SUPPLIES-CURRICULUM-ES					0.00	0.00	0.00	0.00
85	SUPPLIES-DISTRICT					0.00	0.00	0.00	0.00
86	GENERAL SUPPLIES-HS					0.00	0.00	0.00	0.00
87	GENERAL SUPPLIES-MS					0.00	0.00	0.00	0.00
88	GENERAL SUPPLIES-PS					0.00	0.00	0.00	0.00
89	GENERAL SUPPLIES-ES					0.00	0.00	0.00	0.00
90	ENGLISH-HS					1,475.00	1,449.68	0.00	25.32
91	ENGLISH-MS					1,500.00	1,464.13	0.00	35.87
92	SPEECH-HS					0.00	0.00	0.00	0.00
93	SPEECH-MS					0.00	0.00	0.00	0.00
94	JOURNALISM-HS					300.00	300.00	0.00	0.00
95	JOURNALISM-MS					0.00	0.00	0.00	0.00
96	DRAMA-HS					3,450.00	3,411.90	0.00	38.10
97	DRAMA-MS					375.06	375.06	0.00	0.00
98	READING-MS					0.00	0.00	0.00	0.00
99	SPANISH-HS					0.00	0.00	0.00	0.00

	A	B	C	D	E	F	G	H	I
100	BAND-HS					8,825.16	8,774.98	0.00	50.18
101	CHOIR-HS					3,275.16	3,237.09	0.00	38.07
102	BAND-MS					4,525.17	4,493.10	0.00	32.07
103	CHOIR-MS					55.17	0.00	0.00	55.17
104	HISTORY-HS					427.35	427.35	0.00	0.00
105	HISTORY-MS					500.00	487.65	0.00	12.35
106	MATH-HS					1,417.14	1,417.14	0.00	0.00
107	MATH-MS					1,750.00	1,705.34	0.00	44.66
108	ART-HS					3,313.17	3,264.49	0.00	48.68
109	ART-MS					1,340.38	1,293.75	0.00	46.63
110	ART-PS					1,400.00	1,370.30	0.00	29.70
111	ART-ES					0.00	0.00	0.00	0.00
112	SCIENCE-HS					4,300.00	4,295.55	0.00	4.45
113	SCIENCE-MS					2,200.00	1,878.63	0.00	321.37
114	SCIENCE-ES					700.00	606.17	0.00	93.83
115	MUSIC-PS					0.00	0.00	0.00	0.00
116	MUSIC-ES					670.00	659.00	0.00	11.00
117	PE-HS					650.00	587.65	0.00	62.35
118	PE-MS					1,078.95	986.75	0.00	92.20
119	PE-PS					800.00	780.89	0.00	19.11
120	PE-ES					1,000.00	964.65	0.00	35.35
121	INST HEALTH-HS					0.00	0.00	0.00	0.00
122	BUSINESS DEPT-HS					0.00	0.00	0.00	0.00
123	KEYBOARDING-MS					625.00	625.00	0.00	0.00
124	HEALTH-HS					0.00	0.00	0.00	0.00
125	SIXTH GRADE-MS					0.00	0.00	0.00	0.00
126	KINDERGARTEN-PS					3,750.00	3,631.44	0.00	118.56
127	FIRST GRADE-PS					2,700.00	2,632.82	0.00	67.18
128	SECOND GRADE-PS					3,639.91	3,617.93	0.00	21.98
129	PRE-K/HEAD START-PS					800.00	712.72	0.00	87.28
130	THIRD GRADE-ES					2,600.00	2,519.78	0.00	80.22
131	FOURTH GRADE-ES					1,700.00	1,436.67	0.00	263.33
132	FIFTH GRADE-ES					2,000.00	1,707.69	0.00	292.31
133	COMPUTER LAB-MS					575.00	520.70	0.00	54.30
134	COMPUTER LAB-PS					700.00	642.97	0.00	57.03
135	COMPUTER LAB-ES					150.00	106.80	0.00	43.20
136	CAREER & TECH-HS					0.00	0.00	0.00	0.00
137	VO AGRICULTURE-HS					3,500.00	3,488.81	0.00	11.19
138	HOMEMAKING-HS					1,450.00	1,314.99	0.00	135.01
139	AUTO MECH-HS					3,750.00	3,710.10	0.00	39.90
140	D E -HS					900.00	825.06	0.00	74.94
141	SPEECH THERAPY-PS					0.00	0.00	0.00	0.00
142	SPEECH THERAPY-ES					0.00	0.00	0.00	0.00
143	CONTENT MASTERY-HS					0.00	0.00	0.00	0.00
144	SPECIAL ED-HS					800.00	743.16	0.00	56.84
145	SPECIAL ED-MS					900.00	835.80	0.00	64.20
146	SPECIAL ED-PS					650.00	571.66	0.00	78.34
147	SPECIAL ED-ES					1,500.00	1,440.64	0.00	59.36
148	SUPPLIES-HS-SCIENCE-RENOVATIONS					0.00	0.00	0.00	0.00
149	SUPPLIES-TECHNOLOGY-HS**					18,882.10	18,609.78	0.00	272.32
150	SUPPLIES-TECHNOLOGY-HS C/T					0.00	0.00	0.00	0.00

	A	B	C	D	E	F	G	H	I
151	SUPPLIES-TECHNOLOGY-MS**					17,382.10	17,306.92	0.00	75.18
152	SUPPLIES-TECHNOLOGY-PS**					17,682.10	17,602.98	0.00	79.12
153	SUPPLIES-TECHNOLOGY-ES**					17,782.10	17,730.61	0.00	51.49
154	TOTAL					217,029.83	207,576.26	0.00	9,453.57
155									
156	GENERAL TRAVEL-HS					0.00	0.00	0.00	0.00
157	TRAVEL-BUSINESS-HS					300.00	239.25	0.00	60.75
158	TRAVEL-DRAFTING-HS					0.00	0.00	0.00	0.00
159	TRAVEL-VO AG-HS					4,000.00	3,117.05	0.00	882.95
160	TRAVEL-HOMEMAKING-HS					900.00	742.59	0.00	157.41
161	TRAVEL-AUTO MECH-HS					0.00	0.00	0.00	0.00
162	TRAVEL-DE-HS					1,000.00	788.52	0.00	211.48
163	TRAVEL-SP ED-NON EMPLOYEE					0.00	0.00	0.00	0.00
164	FEE/DUES-ES					0.00	0.00	0.00	0.00
165	GRADUATION EXPENSE					2,500.00	2,195.81	0.00	304.19
166	TOTAL					8,700.00	7,083.22	0.00	1,616.78
167									
168	VECHILE-VO AG					0.00	0.00	0.00	0.00
169	EQUIP/FURN>5,000-VO AG					0.00	0.00	0.00	0.00
170	FURN/EQUIP-HS					3,905.18	3,905.18	0.00	0.00
171	FURN/EQUIP-C/T					0.00	0.00	0.00	0.00
172	FURN/EQUIP-HS ALLOTMENT					0.00	0.00	0.00	0.00
173	FURN/EQUIP-MS					7,302.97	7,302.97	0.00	0.00
174	FURN/EQUIP-MS-ST COMP					750.00	750.00	0.00	0.00
175	FURN/EQUIP-PS					4,763.34	4,763.34	0.00	0.00
176	FURN/EQUIP-ES					12,585.92	12,585.92	0.00	0.00
177	FURN/EQUIP-DISTRICT WIDE					0.00	0.00	0.00	0.00
178	FURN/EQUIP-HS-ENGLISH					0.00	0.00	0.00	0.00
179	FURN/EQUIP-DRAMA					399.98	399.98	0.00	0.00
180	FURN/EQUIP-MS-ENGLISH					359.99	359.99	0.00	0.00
181	FURN/EQUIP-SPANISH					0.00	0.00	0.00	0.00
182	BAND INSTRUMENTS-HS					0.00	0.00	0.00	0.00
183	FURN/EQUIP-HS CHOIR					1,200.00	1,200.00	0.00	0.00
184	BAND INSTRUMENTS-MS					77,043.00	77,043.00	0.00	0.00
185	FURN/EQUIP-HS ART					642.00	642.00	0.00	0.00
186	FURN/EQUIP-MS-ART					2,594.79	2,594.79	0.00	0.00
187	FURN/EQUIP-HS-MATH					0.00	0.00	0.00	0.00
188	FURN/EQUIP-MS-MATH					0.00	0.00	0.00	0.00
189	FURN/EQUIP-HS-SCIENCE					0.00	0.00	0.00	0.00
190	FURN/EQUIP-MS-SCIENCE					854.88	854.88	0.00	0.00
191	FURN/EQUIP-PS-MUSIC					0.00	0.00	0.00	0.00
192	FURN/EQUIP-ES-MUSIC					0.00	0.00	0.00	0.00
193	FUNR/EQUIP-HS-PE					164.76	164.76	0.00	0.00
194	FURN/EQUIP-PS-PE					0.00	0.00	0.00	0.00
195	FURN/EQUIP-ES-PE					0.00	0.00	0.00	0.00
196	FURN/EQUIP-KEYBOARDING-MS					0.00	0.00	0.00	0.00
197	FURN/EQUIP-PS-PRE-K					0.00	0.00	0.00	0.00
198	FURN/EQUIP-PS-KINDERGARTEN					0.00	0.00	0.00	0.00
199	FURN/EQUIP-PS-FIRST GRADE					0.00	0.00	0.00	0.00
200	FURN/EQUIP-PS-SECOND GRADE					0.00	0.00	0.00	0.00
201	FURN/EQUIP-HEAD START					0.00	0.00	0.00	0.00

	A	B	C	D	E	F	G	H	I
202	FURN/EQUIP-ES-THIRD GRADE					0.00	0.00	0.00	0.00
203	FURN/EQUIP-ES-FOURTH GRADE					0.00	0.00	0.00	0.00
204	FURN/EQUIP-ES-FIFTH GRADE					0.00	0.00	0.00	0.00
205	FURN/EQUIP-HS-CAREER/TECH					0.00	0.00	0.00	0.00
206	FURN/EQUIP-VO AG					849.98	849.98	0.00	0.00
207	FURN/EQUIP-DE					0.00	0.00	0.00	0.00
208	FURN-EQUIP-HS-AUTO MECH					2,912.63	2,912.63	0.00	0.00
209	FURN/EQUIP-PS-SPEECH					0.00	0.00	0.00	0.00
210	FURN/EQUIP-HS-SP ED					929.00	929.00	0.00	0.00
211	FURN/EQUIP-MS-SP ED					0.00	0.00	0.00	0.00
212	FURN/EQUIP-PS-SP ED					0.00	0.00	0.00	0.00
213	FURN/EQUIP-ES-SP ED					0.00	0.00	0.00	0.00
214	FURN/EQUIP-HS-SCIENCE-RENOVATIONS					0.00	0.00	0.00	0.00
215	FURN/EQUIP-HS TECHNOLOGY**					667.95	667.95	0.00	0.00
216	FURN/EQUIP-HS-C/T					0.00	0.00	0.00	0.00
217	FURN/EQUIP-HS-ST COMP					0.00	0.00	0.00	0.00
218	FURN/EQUIP-MS TECHNOLOGY**					14,149.96	14,149.96	0.00	0.00
219	FURN/EQUIP-PS TECHNOLOGY**					26,592.17	26,592.17	0.00	0.00
220	FURN/EQUIP-ES TECHNOLOGY**					14,558.55	14,558.55	0.00	0.00
221	FURN/EQUIP-ES-ST COMP					0.00	0.00	0.00	0.00
222	TOTAL					173,227.05	173,227.05	0.00	0.00
223									
224	TOTAL INSTRUCTION					8,015,254.88	7,790,467.13	0.00	224,787.75
225									
226									
227									
228	SALARY					187,431.00	184,541.17	0.00	2,889.83
229	TOTAL					187,431.00	184,541.17	0.00	2,889.83
230									
231	CONTRACTED SERVICES-HS					1,574.00	1,567.45	0.00	6.55
232	CONTRACTED SERVICES-MS					1,100.00	1,087.45	0.00	12.55
233	CONTRACTED SERVICES-PS					1,370.00	1,362.45	0.00	7.55
234	CONTRACTED SERVICES-ES					1,370.00	1,362.45	0.00	7.55
235	TOTAL					5,414.00	5,379.80	0.00	34.20
236									
237	MAGAZINES/BOOKS-HS					9,760.00	9,653.64	0.00	106.36
238	MAGAZINES/BOOKS-MS					6,234.00	6,229.12	0.00	4.88
239	MAGAZINES/BOOKS-PS					7,315.00	7,308.65	0.00	6.35
240	MAGAZINES/BOOKS-ES					5,810.00	5,807.81	0.00	2.19
241	AUDIO VISUAL & OTHER INST SUPPLY-HS					200.00	191.52	0.00	8.48
242	AUDIO VISUAL & OTHER INST SUPPLY-MS					1,616.00	1,615.74	0.00	0.26
243	AUDIO VISUAL & OTHER INST SUPPLY-PS					1,085.00	1,079.96	0.00	5.04
244	AUDIO VISUAL & OTHER INST SUPPLY-ES					330.00	320.57	0.00	9.43
245	TOTAL					32,350.00	32,207.01	0.00	142.99
246									
247	TRAVEL-HS					1,125.00	1,107.22	0.00	17.78
248	TRAVEL-MS					0.00	0.00	0.00	0.00
249	TRAVEL-PS					0.00	0.00	0.00	0.00
250	TRAVEL-ES					1,275.00	1,268.22	0.00	6.78
251	FEES/DUES-HS					500.00	500.00	0.00	0.00

12-LIBRARY

	A	B	C	D	E	F	G	H	I
252	TOTAL					2,900.00	2,875.44	0.00	24.56
253									
254	FURN/EQUIP-HS					0.00	0.00	0.00	0.00
255	FURN/EQUIP-MS					0.00	0.00	0.00	0.00
256	FURN/EQUIP-PS					281.99	281.99	0.00	0.00
257	FURN/EQUIP-ES					0.00	0.00	0.00	0.00
258	TOTAL					281.99	281.99	0.00	0.00
259									
260	TOTAL LIBRARY					228,376.99	225,285.41	0.00	3,091.58
261									
262	<i>13-STAFF DEVELOPMENT</i>								
263									
264	DEPARTMENT HEAD/JUDGE TRUST					25,413.00	24,666.72	0.00	746.28
265	TOTAL					25,413.00	24,666.72	0.00	746.28
266									
267	CONTRACTED STAFF DEVELOPMENT-HS ALLO					0.00	0.00	0.00	0.00
268	CONTRACTED STAFF-DEVELOPMENT					836.00	834.55	0.00	1.45
269	STAFF DEVELOPMENT-REGION VII					3,910.00	3,605.00	0.00	305.00
270	STAFF DEVELOPMENT-G/T-REGION VII					11,000.00	11,000.00	0.00	0.00
271	STAFF DEVELOPMENT-CT-REGION VII					3,800.12	3,800.12	0.00	0.00
272	TOTAL					19,546.12	19,239.67	0.00	306.45
273									
274	SUPPLIES-IN SERVICE					400.00	322.75	0.00	77.25
275	TOTAL					400.00	322.75	0.00	77.25
276									
277	TRAVEL-HS-REG					3,223.24	2,570.50	0.00	652.74
278	TRAVEL-HS-VOC					1,239.76	1,239.76	0.00	0.00
279	TRAVEL-HS-SP ED					0.00	0.00	0.00	0.00
280	TRAVEL-HS-ST COMP					0.00	0.00	0.00	0.00
281	TRAVEL-HS-ESL					0.00	0.00	0.00	0.00
282	TRAVEL-HS ALLOTMENT					4,262.00	4,167.38	0.00	94.62
283	TRAVEL-MS-REG					2,334.31	1,728.82	0.00	605.49
284	TRAVEL-MS-SP ED					166.69	166.69	0.00	0.00
285	TRAVEL-MS-ST COMP					0.00	0.00	0.00	0.00
286	TRAVEL-MS-ESL					0.00	0.00	0.00	0.00
287	TRAVEL-PS-REG					2,200.00	1,508.69	0.00	691.31
288	TRAVEL-PS-G/T					0.00	0.00	0.00	0.00
289	TRAVEL-PS-SP ED					0.00	0.00	0.00	0.00
290	TRAVEL-PS-ESL					60.00	55.12	0.00	4.88
291	TRAVEL-ES-REG					3,362.11	2,671.20	0.00	690.91
292	TRAVEL-ES-G/T					59.89	59.89	0.00	0.00
293	TRAVEL-ES-SP ED					0.00	0.00	0.00	0.00
294	TRAVEL ES-ESL					0.00	0.00	0.00	0.00
295	TRAVEL-ALL SCHOOLS					0.00	0.00	0.00	0.00
296	TRAVEL -TECHNOLOGY					13,675.18	13,636.18	0.00	39.00
297	MISC OPERATING-HS-REG					262.00	262.00	0.00	0.00
298	MISC OPERATING-HS-SP ED					0.00	0.00	0.00	0.00
299	MISC OPERATING-HS-VOC					135.00	135.00	0.00	0.00
300	MISC OEPRATING-HS-G/T					0.00	0.00	0.00	0.00
301	MISC OPERATING-MS-REG					0.00	0.00	0.00	0.00

	A	B	C	D	E	F	G	H	I
302	MISC OPERATING-MS-G/T					0.00	0.00	0.00	0.00
303	MISC OPERATING-MS-SP ED					0.00	0.00	0.00	0.00
304	MISC OPERATING-MS-ESL					0.00	0.00	0.00	0.00
305	MISC OPERATING-PS-REG					0.00	0.00	0.00	0.00
306	MISC OPERATING-PS-SP ED					0.00	0.00	0.00	0.00
307	MISC OPERATING-PS-ST COMP					0.00	0.00	0.00	0.00
308	MISC OPERATING-PS-ESL					0.00	0.00	0.00	0.00
309	MISC OPERATING-ES-REG					0.00	0.00	0.00	0.00
310	MISC OPERATING-ES-G/T					0.00	0.00	0.00	0.00
311	MISC OPERATING-ES-SP ED					0.00	0.00	0.00	0.00
312	MISC OPERATING-ES-ESL					78.00	78.00	0.00	0.00
313	TOTAL					31,058.18	28,279.23	0.00	2,778.95
314									
315	TOTAL STAFF DEVELOPMENT					76,417.30	72,508.37	0.00	3,908.93
316									
317									
318									
319	PAYROLL					112,139.00	111,628.87	0.00	510.13
320	TOTAL					112,139.00	111,628.87	0.00	510.13
321									
322	CONTRACTED SERVICE					0.00	0.00	0.00	0.00
323									
324	SUPPLIES					300.00	186.11	0.00	113.89
325									
326	TRAVEL					1,900.00	1,828.31	0.00	71.69
327	DUES					300.00	294.00	0.00	6.00
328	TOTAL					2,200.00	2,122.31	0.00	77.69
329									
330	FURN/EQUIP					0.00	0.00	0.00	0.00
331									
332	TOTAL INSTRUCTIONAL LEADERSHIP					114,639.00	113,937.29	0.00	701.71
333									
334									
335									
336	PAYROLL					777,121.00	773,894.73	0.00	3,226.27
337	TOTAL					777,121.00	773,894.73	0.00	3,226.27
338									
339	PRINTING-HS					1,350.00	1,325.22	0.00	24.78
340	PRINTING-MS					1,000.00	902.53	0.00	97.47
341	PRINTING-PS					400.00	334.62	0.00	65.38
342	PRINTING-ES					350.00	300.63	0.00	49.37
343	TOTAL					3,100.00	2,863.00	0.00	237.00
344									
345	SUPPLIES-HS					410.02	326.26	0.00	83.76
346	SUPPLIES-MS					710.01	617.11	0.00	92.90
347	SUPPLIES-PS					1,347.01	1,336.17	0.00	10.84
348	SUPPLIES-ES					700.00	693.50	0.00	6.50
349	DISTRICT EXPENSES-HS					950.00	924.61	0.00	25.39
350	DISTRICT EXPENSES-MS					1,050.00	1,027.72	0.00	22.28
351	DISTRICT EXPENSES-PS					1,025.00	999.85	0.00	25.15

	A	B	C	D	E	F	G	H	I
352	DISTRICT EXPENSES-ES					975.00	946.61	0.00	28.39
353	POSTAGE-HS					4,000.00	3,999.59	0.00	0.41
354	POSTAGE-MS					3,000.00	2,997.18	0.00	2.82
355	POSTAGE-PS					1,500.00	1,497.58	0.00	2.42
356	POSTAGE-ES					1,500.00	1,500.00	0.00	0.00
357	TOTAL					17,167.04	16,866.18	0.00	300.86
358									
359	TRAVEL-HS					2,895.00	2,690.83	0.00	204.17
360	TRAVEL-MS					3,100.00	3,081.04	0.00	18.96
361	TRAVEL-PS					1,900.00	1,664.95	0.00	235.05
362	TRAVEL-ES					1,365.00	1,137.13	0.00	227.87
363	BONDING-HS					0.00	0.00	0.00	0.00
364	TRAVEL-ALL SCHOOLS					0.00	0.00	0.00	0.00
365	DUES-HS					225.00	225.00	0.00	0.00
366	DUES-MS					225.00	225.00	0.00	0.00
367	DUES-PS					706.00	656.00	0.00	50.00
368	DUES-ES					0.00	0.00	0.00	0.00
369	TOTAL					10,416.00	9,679.95	0.00	736.05
370									
371	FURN/EQUIP-HS					589.38	589.38	0.00	0.00
372	FURN/EQUIP-MS					706.47	706.47	0.00	0.00
373	FURN/EQUIP-PS					252.99	252.99	0.00	0.00
374	FURN/EQUIP-ES					0.00	0.00	0.00	0.00
375	TOTAL					1,548.84	1,548.84	0.00	0.00
376									
377	TOTAL SCHOOL ADMINISTRATION					809,352.88	804,852.70	0.00	4,500.18
378									
379	<i>31-COUNSELING</i>								
380									
381	PAYROLL					221,043.00	220,670.49	0.00	372.51
382	TOTAL					221,043.00	220,670.49	0.00	372.51
383									
384	REGION VII ESC					1,500.08	1,500.08	0.00	0.00
385	TEST SCORING-HS					0.00	0.00	0.00	0.00
386	TEST SCORING-MS					0.00	0.00	0.00	0.00
387	TEST SCORING-PS					0.00	0.00	0.00	0.00
388	TEST SCORING-ES					0.00	0.00	0.00	0.00
389	TOTAL					1,500.08	1,500.08	0.00	0.00
390									
391	TEST MATERIALS-HS					0.00	0.00	0.00	0.00
392	TEST MATERIALS-MS					0.00	0.00	0.00	0.00
393	TEST MATERIALS-PS					400.00	332.32	0.00	67.68
394	TEST MATERIALS-ES					300.00	230.03	0.00	69.97
395	SUPPLIES-HS					803.94	767.55	0.00	36.39
396	SUPPLIES-MS					1,027.94	916.58	0.00	111.36
397	SUPPLIES-PS					53.94	0.00	0.00	53.94
398	SUPPLIES-ES					653.92	598.90	0.00	55.02
399	COLLEGE FAIR-HS					0.00	0.00	0.00	0.00
400	TOP TEN BANQUET					800.00	749.47	0.00	50.53
401	POSTAGE-HS					250.00	250.00	0.00	0.00

	A	B	C	D	E	F	G	H	I
402	POSTAGE-MS					250.00	250.00	0.00	0.00
403	TOTAL					4,539.74	4,094.85	0.00	444.89
404									
405	TRAVEL-HS					1,858.94	1,685.90	0.00	173.04
406	TRAVEL-MS					1,228.94	1,177.15	0.00	51.79
407	TRAVEL-PS					0.00	0.00	0.00	0.00
408	TRAVEL-ES					974.92	944.00	0.00	30.92
409	TRAVEL-ES-TSII					0.00	0.00	0.00	0.00
410	MEMBERSHIP/DUES-HS					395.00	395.00	0.00	0.00
411	MEMBERSHIP/DUES-MS					129.00	129.00	0.00	0.00
412	MEMBERSHIP/DUES-PS					0.00	0.00	0.00	0.00
413	MEMBERSHIP/DUES-ES					0.00	0.00	0.00	0.00
414	FEES & DUES-COLLEGE FAIR-HS					0.00	0.00	0.00	0.00
415	FEES-PS-STUDENTS					0.00	0.00	0.00	0.00
416	TOTAL					4,586.80	4,331.05	0.00	255.75
417									
418	FURNITURE-HS					146.06	146.06	0.00	0.00
419	FURNITURE-MS					146.06	146.06	0.00	0.00
420	FURNITURE-PS					146.06	146.06	0.00	0.00
421	FURNITURE-ES					146.08	146.08	0.00	0.00
422	TOTAL					584.26	584.26	0.00	0.00
423									
424	TOTAL COUNSELING					232,253.88	231,180.73	0.00	1,073.15
425									
426									
427									
428	PAYROLL					112,907.00	111,831.26	0.00	1,075.74
429	TOTAL					112,907.00	111,831.26	0.00	1,075.74
430									
431	CONT SERVICES-FINGERPRINTING					0.00	0.00	0.00	0.00
432	CONT SERVICES-NURSING-HS					0.00	0.00	0.00	0.00
433	CONT SERVICES-NURSING-MS					0.00	0.00	0.00	0.00
434	CONT SERVICES-NURSING-PS					0.00	0.00	0.00	0.00
435	CONT SERVICES-NURSING-ES					0.00	0.00	0.00	0.00
436	CONT SERVICES-HS					100.00	100.00	0.00	0.00
437	CONT SERVICES-MS					100.00	100.00	0.00	0.00
438	CONT SERVICES-PS					100.00	100.00	0.00	0.00
439	CONT SERVICES-ES					100.00	100.00	0.00	0.00
440	TOTAL					400.00	400.00	0.00	0.00
441									
442	SUPPLIES-HS					920.00	840.65	0.00	79.35
443	SUPPLIES-MS					920.00	840.65	0.00	79.35
444	SUPPLIES-PS					920.00	840.64	0.00	79.36
445	SUPPLIES-ES					920.00	840.62	0.00	79.38
446	TOTAL					3,680.00	3,362.56	0.00	317.44
447									
448	TRAVEL-HS					310.00	306.10	0.00	3.90
449	TRAVEL-MS					295.00	291.39	0.00	3.61
450	TRAVEL-PS					320.00	313.89	0.00	6.11
451	TRAVEL-ES					291.00	283.60	0.00	7.40

33-HEALTH SERVICES

	A	B	C	D	E	F	G	H	I
452	TOTAL					1,216.00	1,194.98	0.00	21.02
453									
454	EQUIPMENT-HS					159.99	159.99	0.00	0.00
455	EQUIPMENT-MS					0.00	0.00	0.00	0.00
456	EQUIPMENT-PS					0.00	0.00	0.00	0.00
457	EQUIPMENT-ES					160.00	160.00	0.00	0.00
458	TOTAL					319.99	319.99	0.00	0.00
459									
460	TOTAL HEALTH SERVICE					118,522.99	117,108.79	0.00	1,414.20
461									
462	<i>34-STUDENT TRANSPORTATION</i>								
463									
464	PAYROLL					220,255.00	211,203.18	0.00	9,051.82
465	TOTAL					220,255.00	211,203.18	0.00	9,051.82
466									
467	CONT SERVICES-PHYSICALS/DRUG TEST					4,000.00	1,575.15	0.00	2,424.85
468	CONT SERVICES-RECERTIFICATION					1,700.00	600.00	0.00	1,100.00
469	CONT SERVICES-REPAIR					13,000.00	11,571.54	0.00	1,428.46
470	LEASE/RENTALS					7,400.00	7,390.00	0.00	10.00
471	MISC CONTRACTED SERVICES					10,500.00	10,500.00	0.00	0.00
472	TOTAL					36,600.00	31,636.69	0.00	4,963.31
473									
474	GAS,OIL,GREASE,TIRES					43,000.00	37,971.31	0.00	5,028.69
475	PARTS & SUPPLIES					45,000.00	32,440.32	0.00	12,559.68
476	TOTAL					88,000.00	70,411.63	0.00	17,588.37
477									
478	INSURANCE					11,250.00	11,224.00	0.00	26.00
479	MISC OPERATING COSTS					1,500.00	1,338.61	0.00	161.39
480	TOTAL					12,750.00	12,562.61	0.00	187.39
481									
482	BUSES					40,000.00	39,553.40	0.00	446.60
483	CAPITAL OUTLAY					3,000.00	3,000.00	0.00	0.00
484	FURN/EQUIP-TECHNOLOGY					0.00	0.00	0.00	0.00
485	TOTAL					43,000.00	42,553.40	0.00	446.60
486									
487	TOTAL STUDENT TRANSPORTATION					400,605.00	368,367.51	0.00	32,237.49
488									
489	<i>35-FOOD SERVICE</i>								
490									
491	CONTRACTED SERVICES-REPAIR					0.00	0.00	0.00	0.00
492									
493	TRANSFER OUT					0.00	0.00	0.00	0.00
494									
495	TOTAL FOOD SERVICE					0.00	0.00	0.00	0.00
496									
497									
498	<i>36-COCURRICULAR/EXTRACURRICULAR</i>								
499									
500	PAYROLL					341,025.00	338,275.75	0.00	2,749.25
501	TOTAL					341,025.00	338,275.75	0.00	2,749.25

	A	B	C	D	E	F	G	H	I
502									
503	DRUG TESTING-HS					2,300.00	2,268.00	0.00	32.00
504	DRUG TESTING-MS					700.00	700.00	0.00	0.00
505	DRUG DOGS-HS					0.00	0.00	0.00	0.00
506	DRUG DOGS-MS					0.00	0.00	0.00	0.00
507	CONTRACTED ATHLETIC TRAINER					8,900.00	8,876.00	0.00	24.00
508	REPAIR ATHLETICS-HS					2,985.00	2,950.00	0.00	35.00
509	REPAIR-ATHLETICS-MS					0.00	0.00	0.00	0.00
510	RENTAL-DRAMA-HS					0.00	0.00	0.00	0.00
511	RENTAL-ATHLETICS					900.00	870.50	0.00	29.50
512	RENTAL-STADIUM/GYM					1,525.00	1,517.44	0.00	7.56
513	GAME OFFICIALS-HS					23,500.00	22,662.84	0.00	837.16
514	GAME OFFICIALS-MS					5,200.00	5,119.77	0.00	80.23
515	GAME WORKERS-HS					1,550.00	1,530.00	0.00	20.00
516	GAME WORKERS-MS					750.00	580.00	0.00	170.00
517	GAME CONTRACTS					0.00	0.00	0.00	0.00
518	CONTRACTED SERVICE-HS DRAMA					426.00	426.00	0.00	0.00
519	CONTRACTED SERVICE-MS-DRAMA					60.00	60.00	0.00	0.00
520	CONTRACTED SERVICE-HS-BAND					12,080.00	12,068.00	0.00	12.00
521	CONTRACTED SERVICE-MS-BAND					490.00	490.00	0.00	0.00
522	CONTRACTED SERVICE-HS CHOIR					670.00	670.00	0.00	0.00
523	CONTRACTED SERVICE-HS-ATHLETICS					4,946.34	4,945.34	0.00	1.00
524	PRINTING					600.00	584.41	0.00	15.59
525	TOTAL					67,582.34	66,318.30	0.00	1,264.04
526									
527	ATHLETIC NEWSLETTER					250.00	198.00	0.00	52.00
528	UNIFORMS-EVERY 3 YEARS ROTATE					18,500.00	18,250.00	0.00	250.00
529	DRAMA COSTUMES					1,000.00	837.52	0.00	162.48
530	BAND UNIFORMS					7,300.00	6,771.40	0.00	528.60
531	CHOIR UNIFORMS-HS					0.00	0.00	0.00	0.00
532	UIL SUPPLIES-HS					2,000.00	1,704.22	0.00	295.78
533	UIL SUPPLIES-MS					400.00	101.75	0.00	298.25
534	UIL SUPPLIES-PS					0.00	0.00	0.00	0.00
535	UIL SUPPLIES-ES					400.00	294.15	0.00	105.85
536	CHEERLEADERS-HS					110.00	110.00	0.00	0.00
537	CHEERLEADERS-MS					0.00	0.00	0.00	0.00
538	ALL ATHLETICS-HS					1,785.00	1,612.78	0.00	172.22
539	ALL ATHLETICS-MS					400.00	220.00	0.00	180.00
540	FOOTBALL-HS					16,700.00	16,238.46	0.00	461.54
541	FOOTBALL-MS					0.00	0.00	0.00	0.00
542	BASKETBALL-HS					4,100.00	4,097.63	0.00	2.37
543	BASKETBALL-MS					1,505.00	1,477.65	0.00	27.35
544	TRACK-HS					2,600.00	2,560.80	0.00	39.20
545	TRACK-MS					1,300.00	1,113.75	0.00	186.25
546	BASEBALL-HS					4,000.00	3,999.26	0.00	0.74
547	VOLLEYBALL-HS					3,950.00	3,923.15	0.00	26.85
548	VOLLEYBALL-MS					1,450.00	1,414.70	0.00	35.30
549	GIRLS BASKETBALL-HS					3,000.00	2,955.50	0.00	44.50
550	GIRLS BASKETBALL-MS					1,450.00	1,368.10	0.00	81.90

	A	B	C	D	E	F	G	H	I
551	GIRLS TRACK-HS					4,150.00	4,106.70	0.00	43.30
552	GIRLS TRACK-MS					500.00	0.00	0.00	500.00
553	TENNIS-HS					1,500.00	1,443.75	0.00	56.25
554	GOLF-HS					400.00	320.18	0.00	79.82
555	WEIGHT TRAINING-HS					1,100.00	1,024.00	0.00	76.00
556	SOFTBALL-HS					4,000.00	3,980.00	0.00	20.00
557	OFF SEASON-HS					2,500.00	2,257.75	0.00	242.25
558	OFF SEASON-MS					0.00	0.00	0.00	0.00
559	TRAINER SUPPLIES-HS					3,350.00	3,298.04	0.00	51.96
560	CROSS COUNTRY-HS					1,556.00	1,556.00	0.00	0.00
561	SOCCER-HS					550.00	497.75	0.00	52.25
562	TOTAL					91,806.00	87,732.99	0.00	4,073.01
563									
564	EMPLOYEE TRAVEL-DRAMA-HS					50.00	46.87	0.00	3.13
565	EMPLOYEE TRAVEL-BAND-HS					1,239.01	1,225.87	0.00	13.14
566	EMPLOYEE TRAVEL-CHOIR-HS					224.55	224.55	0.00	0.00
567	EMPLOYEE TRAVEL-BAND-MS					1,222.06	1,212.42	0.00	9.64
568	EMPLOYEE TRAVEL-MUSIC-ES					0.00	0.00	0.00	0.00
569	EMPLOYEE TRAVEL-ES-UIL					0.00	0.00	0.00	0.00
570	EMPLOYEE TRAVEL-ATHELTICS-HS					12,350.00	12,310.27	0.00	39.73
571	STUDENT MEALS/FEES-HS					0.00	0.00	0.00	0.00
572	STUDENT MEALS/FEES-MS					0.00	0.00	0.00	0.00
573	STUDENT MEALS/FEES-PS					0.00	0.00	0.00	0.00
574	STUDENT MEALS/FEES-ES					0.00	0.00	0.00	0.00
575	STUDENT MEALS/FEES-BAND STATE					15,200.00	15,160.88	0.00	39.12
576	STUDENTS/REP DISTRICT-HS					0.00	0.00	0.00	0.00
577	STUDENTS/REP DISTRICT-MS					0.00	0.00	0.00	0.00
578	STUDENT TRAVEL-JOURNALISM-HS					432.82	432.82	0.00	0.00
579	STUDENT TRAVEL-DRAMA-HS					240.00	240.00	0.00	0.00
580	STUDENT TRAVEL-DRAMA-MS					300.00	300.00	0.00	0.00
581	STUDENT TRAVEL-BAND-HS					9,783.57	9,779.16	0.00	4.41
582	STUDENT TRAVEL-BAND-MS					1,773.98	1,769.37	0.00	4.61
583	STUDENT TRAVEL-CHOIR-HS					193.00	193.00	0.00	0.00
584	STUDENT TRAVEL-SCIENCE-HS					341.18	331.18	0.00	10.00
585	STUDENT TRAVEL-SCIENCE-MS					166.25	166.25	0.00	0.00
586	STUDENT TRAVEL-BUS CLUB-HS					2,571.60	2,571.60	0.00	0.00
587	STUDENT TRAVEL-VO AG					6,260.71	6,198.23	0.00	62.48
588	STUDENT TRAVEL-HOME ECO					4,817.14	4,807.14	0.00	10.00
589	STUDENT TRAVEL-DECA-HS					234.00	234.00	0.00	0.00
590	STUDENT TRAVEL-UIL-HS					3,767.10	3,706.00	0.00	61.10
591	STUDENT TRAVEL-UIL-MS					515.00	515.00	0.00	0.00
592	STUDENT TRAVEL-UIL-PS					0.00	0.00	0.00	0.00
593	STUDENT TRAVEL-UIL-ES					0.00	0.00	0.00	0.00
594	STUDENT TRAVEL-ACADEMICS-HS					0.00	0.00	0.00	0.00
595	STUDENT TRAVEL-ROPE TRICK-ES					0.00	0.00	0.00	0.00
596	STUDENT TRAVEL-ATHLETICS-HS					0.00	0.00	0.00	0.00
597	STUDENT TRAVEL-ATHLETICS-MS					0.00	0.00	0.00	0.00
598	STUDENT TRAVEL-CHEERLEADERS-HS					2,880.60	2,880.60	0.00	0.00

	A	B	C	D	E	F	G	H	I
599	STUDENT TRAVEL-CHEERLEADERS-MS					85.00	85.00	0.00	0.00
600	STUDENT TRAVEL-HS-FOOTBALL					5,450.00	4,362.36	0.00	1,087.64
601	STUDENT TRAVEL-MS-FOOTBALL					1,635.00	777.09	0.00	857.91
602	STUDENT TRAVEL-HS BASKETBALL					2,000.00	1,805.95	0.00	194.05
603	STUDENT TRAVEL-MS BASKETBALL					500.00	369.22	0.00	130.78
604	STUDENT TRAVEL-HS TRACK					2,300.00	2,264.65	0.00	35.35
605	STUDENT TRAVEL-MS TRACK					1,100.00	990.00	0.00	110.00
606	STUDENT TRAVEL-HS BASEBALL					1,000.00	995.39	0.00	4.61
607	STUDENT TRAVEL-HS VOLLEYBALL					1,800.00	1,492.06	0.00	307.94
608	STUDENT TRAVEL-MS VOLLEYBALL					1,250.00	1,090.50	0.00	159.50
609	STUDENT TRAVEL-HS GIRLS BASKETBALL					1,400.00	1,374.10	0.00	25.90
610	STUDENT TRAVEL-MS GIRLS BASKETBALL					1,500.00	1,482.00	0.00	18.00
611	STUDENT TRAVEL-HS GIRLS TRACK					1,600.00	1,592.91	0.00	7.09
612	STUDENT TRAVEL-MS GIRLS TRACK					1,525.00	1,492.00	0.00	33.00
613	STUDENT TRAVEL-HS TENNIS					100.00	63.00	0.00	37.00
614	STUDENT TRAVEL-HS GOLF					150.00	111.90	0.00	38.10
615	STUDENT TRAVEL-HS WEIGHT LIFTING					150.00	139.00	0.00	11.00
616	STUDENT TRAVEL-HS SOFTBALL					1,150.00	1,127.95	0.00	22.05
617	STUDENT TRAVEL-HS CROSS COUNTRY					1,000.00	806.26	0.00	193.74
618	STUDENT TRAVEL-MS CROSS COUNTRY					10.00	9.19	0.00	0.81
619	STUDENT INSURANCE-HS					24,500.00	24,253.00	0.00	247.00
620	STUDENT INSURANCE-MS					24,500.00	24,253.00	0.00	247.00
621	DUES-JOURNALISM-HS					346.00	345.00	0.00	1.00
622	DUES-BAND-HS					310.00	305.00	0.00	5.00
623	DUES-CHOIR-HS					110.00	110.00	0.00	0.00
624	DUES-BAND-MS					320.00	320.00	0.00	0.00
625	DUES-ATHLETICS-HS					1,400.00	1,265.00	0.00	135.00
626	STUDENT ACTIVITY-HS					100.00	75.00	0.00	25.00
627	STUDENT ACTIVITY-MS					0.00	0.00	0.00	0.00
628	FEES & DUES-DRAMA-HS					0.00	0.00	0.00	0.00
629	FEES & DUES-DRAMA-MS					0.00	0.00	0.00	0.00
630	FEES & DUES-BAND-HS					6,534.50	6,534.50	0.00	0.00
631	FEES & DUES-CHOIR-HS					230.00	230.00	0.00	0.00
632	FEES & DUES-BAND-MS					3,080.00	3,080.00	0.00	0.00
633	FEES & DUES-CHOIR-MS					64.00	64.00	0.00	0.00
634	FEES & DUES-SCIENCE-HS					774.00	774.00	0.00	0.00
635	FEES & DUES-MUSIC-ES					60.00	60.00	0.00	0.00
636	FEES & DUES-BUS DEPT-HS					1,410.00	1,410.00	0.00	0.00
637	FEES & DUES-VO AG					571.00	571.00	0.00	0.00
638	FEES & DUES-HOME ECO					741.00	741.00	0.00	0.00
639	FEES & DUES-DE					1,715.88	1,715.88	0.00	0.00
640	UIL FEES-HS					4,535.00	4,535.00	0.00	0.00
641	UIL FEES-MS					678.71	663.96	0.00	14.75
642	UIL FEES-PS					200.00	200.00	0.00	0.00
643	UIL FEES-ES					400.00	376.21	0.00	23.79
644	ACADEMIC AWARDS-HS					0.00	0.00	0.00	0.00
645	ACADEMIC AWARDS-MS					150.00	150.00	0.00	0.00
646	ACADEMIC AWARDS-ES					0.00	0.00	0.00	0.00

	A	B	C	D	E	F	G	H	I
647	JUMP ROPE FEES-ES					0.00	0.00	0.00	0.00
648	CHEERLEADER FEES-HS					300.00	300.00	0.00	0.00
649	CHEERLEADER FEES-MS					0.00	0.00	0.00	0.00
650	DRUM MAJOR/FLAGS FEES-HS					0.00	0.00	0.00	0.00
651	DEBATE FEES-HS					0.00	0.00	0.00	0.00
652	DRAMA AWARDS/JACKETS-HS					0.00	0.00	0.00	0.00
653	BAND AWARD/JACKETS-HS					1,889.00	1,871.80	0.00	17.20
654	CHOIR AWARDS/JACKETS-HS					0.00	0.00	0.00	0.00
655	BAND AWARDS-MS					0.00	0.00	0.00	0.00
656	FEES & DUES-ATHLETICS-HS					17,400.00	17,168.66	0.00	231.34
657	FEES & DUES-ATHLETICS-MS					2,400.00	2,399.75	0.00	0.25
658	TROPHIES, MEDALS, RIBBONS-HS					3,000.00	2,897.89	0.00	102.11
659	TROPHIES, MEDALS, RIBBONS-MS					0.00	0.00	0.00	0.00
660	ATHLETICS AWARDS/JACKETS-HS					1,500.00	1,470.00	0.00	30.00
661	TOTAL					189,486.66	184,875.39	0.00	4,611.27
662									
663	EQUIPMENT-HS-FOOTBALL					0.00	0.00	0.00	0.00
664	EQUIPMENT-ALL ATHLETICS-HS					4,195.00	4,195.00	0.00	0.00
665	EQUIPMENT-ALL ATHLETICS-MS					0.00	0.00	0.00	0.00
666	EQUIPMENT-TRACK					0.00	0.00	0.00	0.00
667	TOTAL					4,195.00	4,195.00	0.00	0.00
668									
669	TOTAL COCURRICULAR/EXTRACURRICULAR					694,095.00	681,397.43	0.00	12,697.57
670									
671									
672									
673	PAYROLL					421,656.00	414,061.59	0.00	7,594.41
674	TOTAL					421,656.00	414,061.59	0.00	7,594.41
675									
676	ATTORNEY FEES-SPEC ED					663.00	663.00	0.00	0.00
677	ATTORNEY FEES					2,700.00	1,970.00	0.00	730.00
678	AUDIT EXP					19,800.00	19,800.00	0.00	0.00
679	CONT-SERVICE-FINGERPRINTING					0.00	0.00	0.00	0.00
680	REGION VII ESC					4,450.00	4,404.50	0.00	45.50
681	COPIER REPAIR/MAINT					1,050.00	1,000.00	0.00	50.00
682	LEASE-EQUIP					2,868.00	2,868.00	0.00	0.00
683	PRINTING-SUPERINTENDENT					0.00	0.00	0.00	0.00
684	POLICY REVIEW-SCHOOL BOARD					1,000.00	1,000.00	0.00	0.00
685	PRINTING-TAX OFFICE					575.00	478.50	0.00	96.50
686	PRINTING-ADM					3,825.00	3,822.07	0.00	2.93
687	CONT SERVICE-BOND					8,800.00	8,800.00	0.00	0.00
688	CONT SERVICE-TASB PAY PLAN					1,900.00	1,900.00	0.00	0.00
689	CONT SERVICE-SHARS					1,500.00	1,148.11	0.00	351.89
690	TOTAL					49,131.00	47,854.18	0.00	1,276.82
691									
692	MAGAZINES					0.00	0.00	0.00	0.00
693	SUPPLIES-SUPERINTENDENT					450.00	377.08	0.00	72.92
694	SUPPLIES-SCHOOL BOARD					400.00	301.74	0.00	98.26
695	SUPPLIES-TAX OFFICE					2,500.00	2,423.94	0.00	76.06

41-GENERAL ADMINISTRATION

	A	B	C	D	E	F	G	H	I
696	SUPPLIES-ADMINISTRATION					3,339.00	3,327.71	0.00	11.29
697	SERVICE PINS					950.00	893.50	0.00	56.50
698	POSTAGE-TAX					1,500.00	1,500.00	0.00	0.00
699	POSTAGE-ADM					1,500.00	1,372.66	0.00	127.34
700	SUPPLIES-TECHNOLOGY**					0.00	0.00	0.00	0.00
701	TOTAL					10,639.00	10,196.63	0.00	442.37
702									
703	TRAVEL-SUPERINTENDENT					4,300.00	4,205.21	0.00	94.79
704	TRAVEL-TAX					2,500.00	2,358.19	0.00	141.81
705	TRAVEL-BUS OFF					2,200.00	2,108.35	0.00	0.00
706	TRAVEL-SCHOOL BOARD					11,300.00	11,267.11	0.00	32.89
707	INSUR-SCHOOL BOARD					4,530.00	4,502.00	0.00	28.00
708	BONDING-TAX					500.00	500.00	0.00	0.00
709	BONDING-ADM					0.00	0.00	0.00	0.00
710	ELECTIONS					2,725.00	2,508.75	0.00	216.25
711	DUES-SUPERINTENDENT					500.00	500.00	0.00	0.00
712	DUES-SCHOOL BOARD					5,100.00	5,094.04	0.00	5.96
713	DUES-TAX COLLECTOR					250.00	135.00	0.00	115.00
714	DUES-SCHOOL WIDE					4,550.00	4,524.00	0.00	26.00
715	DUES-ADMIN OFFICE					4,475.00	4,375.00	0.00	100.00
716	MISC OPERATING-SUPERINTENDENT					750.00	641.00	0.00	109.00
717	MISC OPERATING-SCHOOL BOARD					3,650.00	3,489.22	0.00	160.78
718	MISC OPERATING-TAX OFFICE					0.00	0.00	0.00	0.00
719	MISC OPERATING-SCHOOL WIDE					1,100.00	1,100.00	0.00	0.00
720	MISC OPERATING-ADMIN					1,500.00	1,205.52	0.00	294.48
721	MISC OPERATING-BOND COMMITTEE					2,000.00	1,922.18	0.00	77.82
722	OTHER OPERATING COSTS-TAX REFUNDS					0.00	0.00	0.00	0.00
723	ADVER-TAX					400.00	315.00	0.00	85.00
724	ADVER-ADM					1,500.00	1,440.30	0.00	59.70
725	TECS FEES					0.00	0.00	0.00	0.00
726	TOTAL					53,830.00	52,190.87	0.00	1,639.13
727									
728	FURN/EQUIP-SUPERINTENDENT					0.00	0.00	0.00	0.00
729	FURN/EQUIP-ADMIN					4,000.00	4,000.00	0.00	0.00
730	FURN/EQUIP-TAX OFFICE					311.00	311.00	0.00	0.00
731	TOTAL					4,311.00	4,311.00	0.00	0.00
732									
733	TOTAL GENERAL ADMINISTRATION					539,567.00	528,614.27	0.00	10,952.73
734									
735	<i>51-PLANT MAINTENANCE</i>								
736									
737	PAYROLL					544,526.00	536,642.51	0.00	7,883.49
738	TOTAL					544,526.00	536,642.51	0.00	7,883.49
739									
740	BUILDING APPRAISAL					0.00	0.00	0.00	0.00
741	PRINTING					0.00	0.00	0.00	0.00
742	CONTRACTED SERVICES-PHYSICALS/DRUG					1,500.00	669.30	0.00	830.70
743	CONTRACTED SERVICES-ELECTRICAL					20,000.00	17,244.25	0.00	2,755.75
744	CONTRATCED SERVICES-HS-VOC					19,000.00	18,375.00	0.00	625.00

	A	B	C	D	E	F	G	H	I
745	CONTRACTED SERVICES-EXTERMINATING					7,500.00	4,875.65	0.00	2,624.35
746	CONTRACTED SERVICES-GARBAGE					12,000.00	10,933.98	0.00	1,066.02
747	CONTRACTED SERVICES-HEAT/AIR					148,000.00	132,518.83	0.00	15,481.17
748	CONTRACTED SERVICES-GENERAL					51,000.00	42,686.97	0.00	8,313.03
749	CONTRACTED SERVICES-FOOTBALL/BASEBAL					19,000.00	16,928.00	0.00	2,072.00
750	CONTRACTED SERVICES-GYM FLOORS					6,100.00	6,040.00	0.00	60.00
751	CONTRACTED SERVICES-SOUND SYS					10,000.00	8,761.43	0.00	1,238.57
752	CONTRACTED SERVICES-ROAD REPAIR					111,000.00	76,350.00	0.00	34,650.00
753	CONTRACTED SERVICES-FIRE EXT					7,500.00	5,072.00	0.00	2,428.00
754	CONTRACTED SERVICES-PLUMBING					19,000.00	15,234.00	0.00	3,766.00
755	CONTRACTED SERVICES-DST WIDE					0.00	0.00	0.00	0.00
756	CONTRACTED SERVICES-ROOFING					0.00	0.00	0.00	0.00
757	CONTRACTED SERVICES-TECHNOLOGY**					0.00	0.00	0.00	0.00
758	PHONE-HS					3,700.00	3,214.22	0.00	485.78
759	PHONE-MS					1,600.00	1,113.39	0.00	486.61
760	PHONE-PS					1,300.00	1,113.39	0.00	186.61
761	PHONE-ES					1,300.00	1,113.39	0.00	186.61
762	PHONE-ADM					1,700.00	1,476.24	0.00	223.76
763	PHONE-CAFETERIA					950.00	741.72	0.00	208.28
764	PHONE-BUS/MAINTENANCE					5,000.00	2,229.99	0.00	2,770.01
765	PHONE-HS MEREDITH STADIUM					4,764.00	3,741.46	0.00	1,022.54
766	WATER					37,500.00	32,502.33	0.00	4,997.67
767	ELECTRICITY					262,750.00	224,153.17	0.00	38,596.83
768	GAS					15,000.00	13,801.82	0.00	1,198.18
769	CABLE INTERNET					10,250.00	10,175.00	0.00	75.00
770	MISC CONTRACTED SERVICES					15,000.00	15,000.00	0.00	0.00
771	TOTAL					792,414.00	666,065.53	0.00	126,348.47
772									
773	VEHICLE SUPPLIES					0.00	0.00	0.00	0.00
774	CUSTODIAL SUPPLIES					85,000.00	78,266.39	0.00	6,733.61
775	MAINT/GROUNDS SUPPLIES					75,000.00	57,289.54	0.00	17,710.46
776	SUPPLIES-TECHNOLOGY**					0.00	0.00	0.00	0.00
777	TOTAL					160,000.00	135,555.93	0.00	24,444.07
778									
779	TRAVEL-MAIT					194.00	194.00	0.00	0.00
780	PROPERTY INSUR					60,814.00	60,790.28	0.00	23.72
781	FEES-MAINT DEPT					0.00	0.00	0.00	0.00
782	TOTAL					61,008.00	60,984.28	0.00	23.72
783									
784	CAPITAL OUTLAY					379.00	379.00	0.00	0.00
785									
786	TOTAL PLANT MAINTENANCE					1,558,327.00	1,399,627.25	0.00	158,699.75
787									
788	<i>52-SECURITY & MONITORING SERVICES</i>								
789									
790	CONT SERV-SECURITY-HS					2,995.00	2,820.00	0.00	175.00
791	CONT SERV-SECURITY-MS					0.00	0.00	0.00	0.00
792	CONT SERV-HS					575.00	558.75	0.00	16.25
793	CONT SERV-MS					675.00	643.75	0.00	31.25

	A	B	C	D	E	F	G	H	I
794	CONT SERV-PS					575.00	558.75	0.00	16.25
795	CONT SERV-ES					575.00	558.75	0.00	16.25
796	MISC CONT SERV-HS					2,505.00	2,408.50	0.00	96.50
797	MISC CONT SERV-MS					1,600.00	1,503.50	0.00	96.50
798	MISC CONT SERV-PS					1,600.00	1,503.50	0.00	96.50
799	MISC CONT SERV-ES					1,600.00	1,503.50	0.00	96.50
800	MISC CONT SERV-ADM					0.00	0.00	0.00	0.00
801	TOTAL					12,700.00	12,059.00	0.00	641.00
802									
803	SUPPLIES-HS					1,100.00	1,041.75	0.00	58.25
804	SUPPLIES-MS					1,200.00	1,166.75	0.00	33.25
805	SUPPLIES-PS					1,100.00	1,041.75	0.00	58.25
806	SUPPLIES-ES					1,100.00	1,041.75	0.00	58.25
807	SUPPLIES-ADM					0.00	0.00	0.00	0.00
808	TOTAL					4,500.00	4,292.00	0.00	208.00
809									
810	EQUIP-HS					250.00	189.00	0.00	61.00
811	EQUIP-MS					750.00	610.47	0.00	139.53
812	EQUIP-PS					0.00	0.00	0.00	0.00
813	EQUIP-ES					0.00	0.00	0.00	0.00
814	EQUIP-ADM					0.00	0.00	0.00	0.00
815	TOTAL					1,000.00	799.47	0.00	200.53
816									
817	TOTAL SECURITY & MONITORING					18,200.00	17,150.47	0.00	1,049.53
818									
819									
820									
821	PAYROLL					0.00	0.00	0.00	0.00
822	TOTAL					0.00	0.00	0.00	0.00
823									
824	CONTRACTED SERVICES-DISTRICT					25,000.00	25,000.00	0.00	0.00
825	CONT SERVICE-FINGERPRINTING					0.00	0.00	0.00	0.00
826	HARDWARE & SOFTWARE MAINT-HS					22,250.00	21,270.71	0.00	979.29
827	HARDWARE & SOFTWARE MAINT-MS					22,250.00	21,270.73	0.00	979.27
828	HARDWARE & SOFTWARE MAINT-PS					22,250.00	21,270.71	0.00	979.29
829	HARDWARE & SOFTWARE MAINT-ES					22,250.00	21,270.74	0.00	979.26
830	HARDWARE & SODTWARE MAINT-TAX					7,000.00	6,972.00	0.00	28.00
831	HARDWARE & SOFTWARE MAINT-ADM					83,500.00	77,679.25	0.00	5,820.75
832	MISC CONT SERVICES-HS					22,900.00	21,670.62	0.00	1,229.38
833	MISC CONT SERVICES-MS					16,300.00	14,581.85	0.00	1,718.15
834	MISC CONT SERVICES-PS					16,400.00	14,581.85	0.00	1,818.15
835	MISC CONT SERVICES-ES					16,400.00	14,581.84	0.00	1,818.16
836	TOTAL					276,500.00	260,150.30	0.00	16,349.70
837									
838	COMPUTER SUPPLIES-HS					1,440.00	1,249.58	0.00	190.42
839	COMPUTER SUPPLIES-MS					1,000.00	927.95	0.00	72.05
840	COMPUTER SUPPLIES-PS					1,030.00	1,026.88	0.00	3.12
841	COMPUTER SUPPLIES-ES					1,030.00	1,026.89	0.00	3.11
842	COMPUTER SUPPLIES-ADM					0.00	0.00	0.00	0.00

53-DATA PROCESSING

	A	B	C	D	E	F	G	H	I
892	LAND PURCHASE					0.00	0.00	0.00	0.00
893	FEES-LAND PURCHASE					0.00	0.00	0.00	0.00
894	BUILDING CONSTRUCTION-PS/MS ROOF					8,550.00	8,540.02	0.00	9.98
895	BUILDING CONSTRUCTION-HS/ES RENNOV					16,500.00	16,338.00	0.00	162.00
896	BUILDING CONSTRUCTION-BB/SB FIELDS					25,000.00	25,000.00	0.00	0.00
897	BUILDING CONSTRUCTION-HS/ES RENNOV					0.00	0.00	0.00	0.00
898	BUILDING CONSTRUCTION-STADIUM					98,400.00	96,717.68	0.00	1,682.32
899	BUILDING CONSTRUCTION-FIELDHOUSE					0.00	0.00	0.00	0.00
900	FURN/EQUIP-TECHNOLOGY-DST**					0.00	0.00	0.00	0.00
901	TOTAL					148,450.00	146,595.70	0.00	1,854.30
902									
903	TOTAL FACILITIES & CONSTRUCTION					148,450.00	146,595.70	0.00	1,854.30
904									
905									
906									
907	SSA-SUPERNET II					10,975.00	10,969.86	0.00	5.14
908	SSA-SPECIAL EDUCATION					423,999.00	423,997.83	0.00	1.17
909	SSA-RUS-DLT GRANT					0.00	0.00	0.00	0.00
910									
911	TOTAL PAYMENTS TO MEMBER DISTRICTS					434,974.00	434,967.69	0.00	6.31
912									
913									
914									
915	APPRAISAL DISTRICT					114,071.00	112,617.00	0.00	1,454.00
916									
917	TOTAL OTHER INTERGOVERNMENTAL					114,071.00	112,617.00	0.00	1,454.00
918									
919	TRANSFER OUT-WOOD COUNTY SSA					0.00	0.00	0.00	0.00
920									
921									
922	TOTAL OPERATING BUDGET					14,019,676.23	13,542,846.52	0.00	476,829.71
923									
924									
925	DEBT SERVICE FUND								
926	599								
927									
928	BONDS					0.00	0.00	0.00	0.00
929	INTEREST					0.00	0.00	0.00	0.00
930	FEES					0.00	0.00	0.00	0.00
931						0.00	0.00	0.00	0.00
932	TOTAL								
933	TOTAL DEBT SERVICE					0.00	0.00	0.00	0.00
934									
935									
936	TOTAL OPERATING FUND								
937	AND DEBT SERVICE					14,019,676.23	13,542,846.52	0.00	476,829.71
938									
939									
940	***TECHNOLOGY EXPENSES TO BE								

	A	B	C	D	E	F	G	H	I
941	FUNDED					128,008.03	127,529.92	0.00	478.11
942									
943									
944	REFERENCE GUIDE								
945									
946	HS					ST COMP	STATE COMPENSATORY		
947	MS	HIGH SCHOOL				ESL	ENGLISH/SPANISH LANGUAGE		
948	PS	MIDDLE SCHOOL				VOC	VOCATIONAL EDUCATION		
949	ES	PRIMARY SCHOOL				G/T	GIFTED/TALENTED EDUCATION		
950	ADM	ELEMENTARY SCHOOL				SP ED	SPECIAL EDUCATION		
951		ADMINISTRATION							

MINEOLA INDEPENDENT SCHOOL DISTRICT

2015-2016 REVENUE

		BUDGETED	RECEIVED	BALANCE
956	199-GENERAL FUND			
957				
958	TAXES-CURRENT YEAR	5,535,623.00	5,546,481.10	-10,858.10
959	TAXES-PRIOR YEAR	175,000.00	180,610.22	-5,610.22
960	TAXES-PENALTIES	108,000.00	111,662.14	-3,662.14
961	TAXES-INTEREST	0.00	0.00	0.00
962	DRIVER EDUCATION TUITION	0.00	0.00	0.00
963	TUITION-SUMMER SCHOOL	400.00	410.00	-10.00
964	EARNING FROM PERMANENT INVESTMENTS	0.00	0.00	0.00
965	EARNING FROM TEMPORARY INVESTMENTS	37,000.00	40,825.41	-3,825.41
966	RENTAL OF FACILITIES	9,000.00	9,085.00	-85.00
967	GIFTS/BEQUESTS-MEREDITH-	141,400.00	141,400.00	0.00
968	GIFTS/BEQUESTS-MEREDITH-HS BAND	0.00	0.00	0.00
969	GIFTS/BEQUESTS-HS WEIGHT ROOM	0.00	0.00	0.00
970	GIFTS/BEQUESTS-MEREDITH-ES PLAYG	0.00	0.00	0.00
971	GIFTS/BEQUESTS	19,651.00	19,661.00	-10.00
972	INSURANCE RECOVERY	0.00	0.00	0.00
973	ATHLETIC ACTIVITY	79,000.00	79,884.66	-884.66
974	MISC REVENUE-FISCAL AGENT FEE	52,000.00	52,000.00	0.00
975	TAXES-CED	0.00	0.00	0.00
976	MISC REVENUE-LOCAL SOURCES	19,750.00	19,881.34	-131.34
977	CITY OF MINEOLA	6,500.00	6,500.00	0.00
978	HEAD START REIMBURSEMENT	106,000.00	106,936.95	-936.95
979	TOTAL	6,289,324.00	6,315,337.82	-26,013.82
980				
981	PER CAPITA	261,866.00	267,629.00	-5,763.00
982	STATE FOUNDATION	6,400,000.00	6,407,794.00	-7,794.00
983	SAFE SCHOOL-RIDER 59	4,895.00	4,895.00	0.00
984	TRS ON BEHALF	716,178.00	716,453.23	-275.23
985	TOTAL	7,382,939.00	7,396,771.23	-13,832.23
986				
987	SCHOOL HEALTH & REALTED SERVICES	39,194.00	40,505.68	-1,311.68
988				
989	SALE OF REAL PROPERTY	950.00	954.00	-4.00

MINEOLA INDEPENDENT SCHOOL DISTRICT

Executive Financial Summary

August 31, 2016

General Bank Accounts

Local Maintenance

Fund 199-Operating Fund	-49,793.57	
Fund 410-Instructional Materials Allotment	0.00	
Fund 429-State Funded Special Program	0.00	
Fund 434-SSA Visually Impaired	0.00	
Fund-437-SSA Special Education	19,018.62	
Fund 459-SSA Supernet II	55,492.45	
Fund 499-State Funded	0.00	
TOTAL		24,717.50

Consolidated

Fund 204-Drug Free Schools	0.00	
Fund 211-Title 1	0.00	
Fund 244-Vocational Grant	0.00	
Fund 255-Class Reduction	0.00	
Fund 270-Title VI-Rural & Low Income	0.00	
Fund 313-IDEA-Part B-Shared Services	0.00	
Fund 314-IDEA Part B-Preschool-Shared Service	0.00	
Fund 315-IDEA Part B-Discretionary	0.00	
TOTAL		0.00

Cafeteria

Food Service	21,357.91	
TOTAL		21,357.91

Interest & Sinking

Debt Service	1.53	
TOTAL		1.53

\$

ACTIVITY FUND MANAGEMENT

Mineola Independent School District

MISD District Improvement Fund	76,643.60	
Head Start	444.50	
District Lost Book Account	19,713.55	
TOTAL		96,801.65

Mineola Primary School

Advisory Council	3,129.01	
Yearbooks	1,051.79	
Box Tops	9,447.39	

Flower Fund	1,192.33	
Jacket Dads	306.00	
Library Fund	557.53	
T-Shirts	613.00	
Teacher Gifts	10,932.09	
Title I Book Acct	395.00	
School Vending	2,628.08	
Benevolent Fund	12,507.74	
Lounge Vending	2,282.99	
TOTAL		45,042.95

Mineola Elementary School

Teacher Gifts	3,222.19	
School Annual	3,590.94	
Benevolent Fund	2,410.65	
Advisory Council	5,335.03	
Flower Fund	426.68	
Library Fund	3,189.58	
Lounge Vending	20.44	
Jump Rope	672.19	
School Vending	12,667.68	
P. E.	7.46	
Kiwanis Kids	209.75	
Super Dads	268.74	
TOTAL		32,021.33

Mineola Middle School

AVID	157.74	
PE-MS	201.26	
Flower Fund	236.33	
MS Band	10.00	
Advisory Council	1,364.80	
Choir	201.44	
MS Cheerleaders	1,614.59	
MS Yearbook	3,031.33	
Junior Honor Society	119.00	
Athletic Boosters	614.90	
Library Fund	445.99	
Lounge Vending	1,019.60	
FCA-MS	4,903.46	
Builder's Club	133.53	
Spirit Crew	188.50	
School Vending	8,162.25	
Benevolent Fund	6,733.43	
Science Club	0.00	
Student Council	1,146.13	
TOTAL		30,284.28

Mineola High School

Athletic Boosters	25,660.33	
Art	494.23	
Auto Mechanics	771.17	

Anchor Club	402.88	
Annual Staff	2,435.93	
Athletic Vending	4,950.76	
Athletic Equipment Donations	1,357.28	
Band Fund	4,868.61	
Band Boosters	9,458.08	
Business Club	228.82	
D. E. C. A.	883.89	
Fellowship of Christian Athletes	3,793.44	
Future Farmers of America	83.06	
Future Homemakers of America	948.45	
Fishing Club	2,160.00	
Class of 2020	90.00	
Benevolent Fund	2,394.23	
Testing/Tuition	3,345.45	
Lounge Vending	584.12	
Student Technology Assoc	2.11	
I-Pad fees	27,987.87	
Choir	2,171.59	
Class of 2018	1,501.67	
Key Club	2,776.73	
Library Fund	763.92	
S.P.I.E. Grant	0.00	
Junior Historians	954.75	
National Honor Society	0.00	
Nature Trail	51.64	
Summer Camp	186.20	
Project Graduation	6,606.43	
H. S. Players/Drama	523.62	
Flower Fund	1,173.55	
Student Council	730.57	
Scholarship Fund	24,713.00	
Class of 2019	2,150.00	
Soccer Club	1,185.75	
Class of 2017	12,949.96	
Slot Car Racing	1,879.65	
Girl's Athletic Scholarship	95.99	
Varsity Cheerleaders	9,175.12	
AVID	159.81	
School Vending	3,453.70	
TOTAL		166,104.36

WOOD COUNTY SPECIAL EDUCATION SSA


Activity Fund	722.00	
TOTAL		722.00

PORTFOLIO SUMMARY
ACTIVITY FOR MONTH ENDING
August 31, 2016

CERTIFICATE OF DEPOSIT/SAVINGS

<i>Investments</i>	<i>Cost</i>	<i>Market</i>	<i>Ratio</i>	<i>Interest Rate</i>
Beginning of period	7,000,418.24	7,000,418.24	100.00%	
Deposits	1,001,605.61			
Withdrawals	1,200,000.00			
End of period	6,802,023.85	6,802,023.85		
Interest Accrued	7,157.17			
End of Period				
Bank Texas				
CD # 8025567	266,956.54	266,956.54	100.00%	1.00%
Bank Texas				
CD # 8025872	1,076,931.19	1,076,931.19	100.00%	1.00%
First National Bank-Gilmer in Mineola				
CD # 1005229	243,432.60	243,432.60	100.00%	0.75%
Mineola Community				
CD # 01-00542339-9	162,115.00	162,115.00	100.00%	0.60%
Capital One				
Savings #3830656862	4,846,398.65	4,846,398.65	100.00%	0.40%
City National Bank				
CD #10305497	206,189.87	206,189.87	100.00%	1.00%

This report is in compliance with the investment strategies as approved by the Public Funds Investment Act



 Investment Officer

**TEXPOOL
PORTFOLIO SUMMARY
ACTIVITY FOR MONTH ENDING
August 31, 2016**

LOCAL MAINTENANCE

<i>Investments</i>	<i>Cost</i>	<i>Market</i>	<i>Ratio</i>	<i>Interest Rate</i>
Beginning of period	27,310.35	27,310.35	100.00%	0.37%
Deposits	0.00			
Withdrawals	0.00			
Interest accrued	8.66			
End of Period	27,319.01	27,319.01	100.00%	0.37%

This report is in compliance with the investment strategies as approved by the Public Funds Investment Act


Investment Officer


**TEXPOOL
PORTFOLIO SUMMARY
ACTIVITY FOR MONTH ENDING
August 31, 2016**

FOOD SERVICE

<i>Investments</i>	<i>Cost</i>	<i>Market</i>	<i>Ratio</i>	<i>Interest Rate</i>
Beginning of period	12.20	12.20	100.00%	0.37%
Deposits	0.00			
Withdrawals	0.00			
Interest accrued	0.00			
End of Period	12.20	12.20	100.00%	0.37%

This report is in compliance with the investment strategies as approved by the Public Funds Investment Act

Investment Officer




**TEXPOOL
PORTFOLIO SUMMARY
ACTIVITY FOR MONTH ENDING
August 31, 2016**

INTEREST & SINKING

<i>Investments</i>	<i>Cost</i>	<i>Market</i>	<i>Ratio</i>	<i>Interest Rate</i>
Beginning of period	107,436.03	107,436.03	100.00%	0.37%
Deposits	0.00			
Withdrawals	0.00			
Interest accrued	34.11			
End of Period	107,470.14	107,470.14	100.00%	0.37%

This report is in compliance with the investment strategies as approved by the Public Funds Investment Act



Investment Officer

TEXPOOL
PORTFOLIO SUMMARY
ACTIVITY FOR MONTH ENDING
August 31, 2016

WORKERS COMPENSATION

<i>Investments</i>	<i>Cost</i>	<i>Market</i>	<i>Ratio</i>	<i>Interest Rate</i>
Beginning of period	432,872.41	432,872.41	100.00%	0.37%
Deposits	0.00			
Withdrawals	414.00			
Interest accrued	137.34			
End of Period	432,595.75	432,595.75	100.00%	0.37%

This report is in compliance with the investment strategies as approved by the Public Funds Investment Act


Investment Officer

**EDWARD JONES
PORTFOLIO SUMMARY
ACTIVITY FOR MONTH ENDING
August 31, 2016**

MARILYN MERRITT WILSON TRUST

<i>Investments</i>	<i>Cost</i>	<i>Market</i>	<i>Original Value</i>	<i>Ratio</i>	<i>Combined Interest Rate</i>
Beginning of period	491,113.62	475,059.61	435,931.44	100.00%	0.00%
Assets added	0.00		30,254.70		
Assets added	0.00		52.82		
Deposits-Interest	1,064.35		43,048.30		
Scholarships	1,000.00		4,000.00		
Change in Value YTD	-121.28		-14,230.57		
End of Period	491,056.69	491,056.69	491,056.69	100.00%	0.00%

This report is in compliance with the investment strategies as approved by the Public Funds Investment Act



 Investment Officer

EDWARD JONES
PORTFOLIO SUMMARY
ACTIVITY FOR MONTH ENDING
August 31, 2016

DAN PEACOCK TRUST

<i>Investments</i>	<i>Cost</i>	<i>Market</i>	<i>Original Value</i>	<i>Ratio</i>	<i>Combined Interest Rate</i>
Beginning of period	16,520.85	16,520.85	16,094.29	100.00%	0.00%
Assets Added	0.00		500.00		
Deposits-Interest	0.00		989.32		
Scholarships	0.00		1,000.00		
Change in Value YTD	-33.23		-95.99		
End of Period	16,487.62	16,487.62	16,487.62	100.00%	0.00%

This report is in compliance with the investment strategies as approved by the Public Funds Investment Act




 Investment Officer

EDWARD JONES
PORTFOLIO SUMMARY
ACTIVITY FOR MONTH ENDING
August 31, 2016

G. W. ENGLISH TRUST

<i>Investments</i>	<i>Cost</i>	<i>Market</i>	<i>Original Value</i>	<i>Ratio</i>	<i>Combined Interest Rate</i>
Beginning of period	248,504.67	248,504.67	235,708.14	100.00%	0.00%
Deposits-Interest	591.83		21,377.69		
Scholarships	1,000.00		2,000.00		
Change in Value YTD	-317.55		-7,306.88		
End of Period	247,778.95	247,778.95	247,778.95	100.00%	0.00%

This report is in compliance with the investment strategies as approved by the Public Funds Investment Act

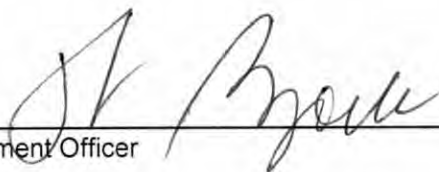

Investment Officer

**MINEOLA COMMUNITY BANK
PORTFOLIO SUMMARY
ACTIVITY FOR MONTH ENDING
August 31, 2016**

JUDGE TRUST

<i>Investments</i>	<i>Cost</i>	<i>Market</i>	<i>Ratio</i>	<i>Interest Rate</i>
Beginning of period				
CD	18,000.00	18,000.00	100.00%	0.60%
CD	24,329.52	24,329.52	100.00%	0.60%
CD	26,814.59	26,814.59	100.00%	0.60%
SAVINGS ACCT	2,113.12	2,000.01	100.00%	0.25%
Deposits	0.00	2,943.00		
Withdrawals	0.00			
Quarterly Interest	0.00			
End of Period	2,113.12			
CD	20,943.00	20,943.00	100.00%	0.60%
CD	24,329.52	24,329.52	100.00%	0.60%
CD	26,814.59	26,814.59	100.00%	0.60%
SAVINGS ACCT	2,113.12	2,113.12	100.00%	0.25%

This report is in compliance with the investment strategies as approved by the Public Funds Investment Act


 Investment Officer

BANK: 01 LOCAL MAINTENANCE

CHECK TYPE	CHECK NUMBER	CHECK DATE	CHECK AMOUNT	REMITTED TO
OFFC	67648	8-01-2016	41.82	8425 VERIZON - cell phone
OFFC	67649	8-17-2016	1,000.00	3943 TYLER JUNIOR COLLEGE - Scholarship
OFFC	67650	8-19-2016	13,700.00	6327 HERRINGTON HEAT & AC - E6 PROJECT
OFFC	67651	8-23-2016	3,000.00	5052 TEXAS A & M UNIVERSITY-COMMERCE - Scholarship
OFFC	67652	8-26-2016	1,000.00	5604 UNIVERSITY OF TEXAS AT TYLER - "
OFFC	67653	8-29-2016	339.84	8076 MINEOLA ISD TAX COLLECTOR - Auto TAX PAY
OFFC	67698*	8-22-2016	3,000.00	3486 TEXAS TECH UNIVERSITY - Scholarship
SYST	67701*	8-16-2016	3,854.00	7604 ABLES-LAND, INC - E6 FURNITURE
SYST	67702	8-16-2016	108.16	6085 ACE HARDWARE - ADM
SYST	67703	8-16-2016	13,700.00	7898 ADVANCED SEALCOAT & PAVING LLC - Hd, Pd, Mt REPAIR
SYST	67704	8-16-2016	2,500.00	9851 API SYSTEMS INC - INSPECT ALARM
SYST	67705	8-16-2016	19.53	3533 AT&T LONG DISTANCE - LONG DISTANCE
SYST	67706	8-16-2016	347.75	5672 B & W COMMUNICATIONS - MAINTENANCE
SYST	67707	8-16-2016	13,440.00	10342 BARCELONA SPORTING GOODS - FOOTBALL
SYST	67708	8-16-2016	540.00	10528 BAYLOR SCOTT & WHITE HEALTH - NURSES
SYST	67709	8-16-2016	49.50	10631 BRETT HUTTO - REIMBURSE
SYST	67710	8-16-2016	372.67	1033 CADE'S BUILDING MATERIALS, INC - MAINT, VO AG
SYST	67711	8-16-2016	332.89	571 CENTERPOINT ENERGY RESOURCES CORP. - GAS
SYST	67712	8-16-2016	5,472.36	8637 CHAMBERS ELECTRICAL CONTRACTORS, LLC - VO AG
SYST	67713	8-16-2016	776.65	546 CHEM-SERV, INC - MAINT
SYST	67714	8-16-2016	100.00	7834 CLAY EWELL EDUCATIONAL SERVICES - VO AG
SYST	67715	8-16-2016	163.00	2118 DAIRY QUEEN - Athletic meals
SYST	67716	8-16-2016	671.68	557 DEALERS ELECTRICAL SUPPLY CO. - MAINTENANCE
SYST	67717	8-16-2016	401.20	7914 DEATON'S COMMUNICATIONS LLC - TRANSPORTATION
SYST	67718	8-16-2016	1,506.00	10584 DOOR CONTROL SERVICES - Hd LIBRARY
SYST	67719	8-16-2016	44.00	563 EAST TEXAS ALARM, INC. - ADM
SYST	67720	8-16-2016	9,187.50	2170 FLATT STATIONERS, INC. - COPY PAPER - All Schools
SYST	67721	8-16-2016	4,000.00	1141 FOLLETT SCHOOL SOLUTIONS INC - All LIBRARIES
SYST	67722	8-16-2016	609.86	7703 G&K SERVICES - MAINT, TRANSP, CUSTODIAL
SYST	67723	8-16-2016	63.76	920 GLEN DOSSETT - REIMBURSE
SYST	67724	8-16-2016	636.00	581 GOGGANS TIRE SERVICE - TRANSPORTATION
SYST	67725	8-16-2016	1,960.00	7809 GRADUATE SALES LIMITED - Athletics
SYST	67726	8-16-2016	365.87	4548 GRAINGER - MAINT.
SYST	67727	8-16-2016	6,014.00	10626 GUEST COMMUNICATIONS CORPORATION -
SYST	67728	8-16-2016	50.00	5402 HARDY COOK & HARDY, PC - School ATTY
SYST	67729	8-16-2016	48,506.00	10218 HEALTH SPECIAL RISK, INC - Athletic Student INS
SYST	67730	8-16-2016	825.00	6657 INDEPENDENT GLASS & MIRROR CO, INC - MAINT
SYST	67731	8-16-2016	427.35	10609 JARRETT PUBLISHING COMPANY - Hd HISTORY
SYST	67732	8-16-2016	65.00	9337 JEFF TITTLE - REIMBURSE
SYST	67733	8-16-2016	271.48	10336 JIM BEST - "
SYST	67734	8-16-2016	1,200.00	6691 JOHNNY NEIDHOLT - REPAIR
SYST	67735	8-16-2016	214.50	10597 JORDAN SOUND PRODUCTIONS - BAND
SYST	67736	8-16-2016	30.00	7177 KAYE MORRIS - REIMBURSE
SYST	67737	8-16-2016	47.05	10632 KYLE AUSTIN - "
SYST	67738	8-16-2016	239.13	1526 LAKESHORE LEARNING MATERIALS - Pd 2 ND G
SYST	67739	8-16-2016	18.00	10362 LAURA FLOURNOY - REIMBURSE
SYST	67740	8-16-2016	331.50	10494 LISA BELL - TJC REFUND
SYST	67741	8-16-2016	424.88	6280 LONGHORN FORD - TRANSPORTATION

BANK: 01 LOCAL MAINTENANCE

CHECK TYPE	CHECK NUMBER	CHECK DATE	CHECK AMOUNT	REMITTED TO
SYST	67742	8-16-2016	55.00	8141 LORI WHITE - REIMBURSE
SYST	67743	8-16-2016	1,022.83	2686 LOWE'S - MAINT
SYST	67744	8-16-2016	21,688.00	10500 M & M AIR CONDITIONING - NO LOCKER ROOM
SYST	67745	8-16-2016	2,293.66	9843 MEDCO SUPPLY CO - ATHLETIC TRAINER
SYST	67746	8-16-2016	3,593.02	9619 MINEOLA FLOOR & DECOR - NO HALL
SYST	67747	8-16-2016	12,000.00	8510 MINEOLA ISD - SUPERNET II
SYST	67748	8-16-2016	1,890.04	4471 MINEOLA ISD STUDENT NUTRITION - 15/16 STAFF MEALS
SYST	67749	8-16-2016	4,116.20	8076 MINEOLA ISD TAX COLLECTOR - AUTO TAX PYMTS
SYST	67750	8-16-2016	204.00	649 MINEOLA MONITOR - ADM
SYST	67751	8-16-2016	1,624.90	1815 MINEOLA SUPPLY COMPANY, INC. - CUSTODIAL
SYST	67752	8-16-2016	3.26	8155 MUNICIPAL SERVICES BUREAU - TOLL CHG
SYST	67753	8-16-2016	496.64	2318 MUSIC IN MOTION - POLICE MUSIC
SYST	67754	8-16-2016	2,445.00	8144 NATIONAL GUARANTEED VINYL INC - TRANSPORTATION
SYST	67755	8-16-2016	85.34	921 NELDA SHIPP - REIMBURSE
SYST	67756	8-16-2016	4.44	8156 NORTH TEXAS TOLLWAY AUTHORITY - TOLL CHG
SYST	67757	8-16-2016	435.53	8110 O'REILLY AUTO PARTS - TRANSPORTATION
SYST	67758	8-16-2016	96.22	1714 PATTY HAWKINS - REIMBURSE
SYST	67759	8-16-2016	7,912.55	5531 PERDUE, BRANDON, FIELDER, COLLINS & - DEL TAX AMTNG JULY
SYST	67760	8-16-2016	40.00	10507 PIZZA PASTA AMORE - SCHOOL BOARD
SYST	67761	8-16-2016	775.16	701 QUILL CORPORATION - TONER ALL SCHOOL
SYST	67762	8-16-2016	300.00	700 QUITMAN ISD - VOLLEYBALL
SYST	67763	8-16-2016	510.00	1365 REGION VII EDUCATION SERVICE CENTER - BUS DR CERTIFICATION
SYST	67764	8-16-2016	1,280.76	5370 REPUBLIC SERVICES - TRAIN PICK-UP
SYST	67765	8-16-2016	5,713.00	7334 RUDD CONTRACTING CO, INC - NO, MD WATERLINE
SYST	67766	8-16-2016	62.91	8170 RYAN STEADMAN - REIMBURSE
SYST	67767	8-16-2016	2,557.00	5356 SAM'S CLUB DIRECT - NO FURNITURE
SYST	67768	8-16-2016	435.67	1486 SHERWIN-WILLIAMS - MAINT
SYST	67769	8-16-2016	101,839.54	10370 SKYWARD, INC - SCHOOL SOFTWARE
SYST	67770	8-16-2016	301.18	1137 SPECTRUM CORPORATION - STADIUM SIGA
SYST	67771	8-16-2016	254.40	10536 SUMMIT PRODUCTS - IN SERVICE
SYST	67772	8-16-2016	1,684.82	8726 SUPERIOR FLEET SERVICE, INC - TRANSPORTATION
SYST	67773	8-16-2016	1,896.72	763 TASB, INC - Policy membership, Policy Online 16/17
SYST	67774	8-16-2016	4,125.00	5751 TASBO - 16-17 LEGISLATIVE PIPELINE
SYST	67775	8-16-2016	225.00	3765 TASSP - KNIPP
SYST	67776	8-16-2016	7,480.00	5035 TATUM MUSIC CO, INC - BAND REPAIR
SYST	67777	8-16-2016	500.00	1471 TEXAS A & M UNIVERSITY - SCHOLARSHIP
SYST	67778	8-16-2016	2,600.00	2473 TEXAS ASSOCIATION OF SCHOOL ADM. - MEMBERSHIP 16/17
SYST	67779	8-16-2016	29.00	774 TEXAS DEPT OF PUBLIC SAFETY - CRIMINAL HISTORY
SYST	67780	8-16-2016	26.15	9269 TEXAS STATE BILLING SERVICES, INC - SMART
SYST	67781	8-16-2016	190.68	7945 THE WOODWIND & BRASSWIND - BAND
SYST	67782	8-16-2016	30.00	3775 TODD KARCH - REIMBURSE
SYST	67783	8-16-2016	300.00	7198 TVVOA - VOLLEYBALL
SYST	67784	8-16-2016	38.05	10090 TXTAG - TOLL CHG
SYST	67785	8-16-2016	3,257.25	2 TYLER TECHNOLOGIES, INC - SOFTWARE SUPPORT
SYST	67786	8-16-2016	5,573.00	807 VISUAL TECHNIQUES, INC. - ELECTRIC SCREEN - Multi Purpose
VOID	67787	8-16-2016	0.00	VOID CHECK FROM SYSTEM -
SYST	67788	8-16-2016	2,481.93	822 WAL-MART STORES TEXAS, LLC - PREK, ADM, KINDERGARTEN, 2 ND G, MAINT, 1 ST G
SYST	67789	8-16-2016	255.59	7417 WALDEN POWER EQUIPMENT - MAINT ATHLETIC, NUAGE, NO MATH

BANK: 01 LOCAL MAINTENANCE

CHECK TYPE	CHECK NUMBER	CHECK DATE	CHECK AMOUNT	REMITTED TO
SYST	67790	8-16-2016	2,800.00	9908 WEST INTERACTIVE SERVICES CORP - <i>School MESSANGER</i>
SYST	67791	8-16-2016	4,926.60	2827 WILLIAMS SPORTING GOODS - <i>ATHLETIC</i>
SYST	67792	8-16-2016	82,387.00	837 WOOD COUNTY SPECIAL EDUCATION SSA - <i>TRANSPORTATION 15/16</i>
SYST	67793	8-16-2016	765.00	2019 WOODY'S - <i>MAINT</i>
SYST	67794	8-16-2016	9,000.00	6118 WRL GENERAL CONTRACTORS, INC - <i>STADIUM SIDEWALK</i>
SYST	67795	8-27-2016	770.00	7856 A PHOTO IDENTIFICATION - <i>SUPPLIER - BADGE</i>
SYST	67796	8-27-2016	416.48	7604 ABLES-LAND, INC - <i>MS OFFICE</i>
SYST	67797	8-27-2016	19,446.72	745 AEP SOUTHWESTERN ELECTRIC POWER - <i>ELECTRIC</i>
SYST	67798	8-27-2016	2,399.00	9275 AGILE SPORTS TECHNOLOGIES - <i>ATHLETIC</i>
SYST	67799	8-27-2016	1,907.00	6162 B & D FIRE SAFETY, INC - <i>FIRE EXT CHECK</i>
SYST	67800	8-27-2016	130.00	5672 B & W COMMUNICATIONS - <i>MAINT</i>
VOID	67801	8-27-2016	0.00	VOID CHECK FROM SYSTEM
SYST	67802	8-27-2016	12,409.30	10342 BARCELONA SPORTING GOODS - <i>ATHLETIC</i>
SYST	67803	8-27-2016	525.00	9693 BEST OF TEXAS - <i>MS ROBOTICS</i>
SYST	67804	8-27-2016	20,000.00	3149 BUDGET BUSINESS SYSTEMS - <i>SUPPLIER, MAINT 16/17</i>
SYST	67805	8-27-2016	820.47	9604 C AND R SERVICES - <i>CAMERA REPAIR, REPLAC</i>
SYST	67806	8-27-2016	188.54	1329 CHEVRON - <i>VO AG</i>
SYST	67807	8-27-2016	3,923.69	549 CITY OF MINEOLA - <i>WATER</i>
SYST	67808	8-27-2016	400.00	7121 DAC MEDICAL SERVICE LLC - <i>NURSE</i>
SYST	67809	8-27-2016	126.08	2118 DAIRY QUEEN - <i>ATHLETIC MEAL</i>
SYST	67810	8-27-2016	6,688.00	10584 DOOR CONTROL SERVICES, INC - <i>MS LIBRARY</i>
SYST	67811	8-27-2016	5,580.76	8466 EMERSON NETWORK POWER, LIEBERT - <i>MAINT 16/17 NFINITY</i>
SYST	67812	8-27-2016	123.96	2170 FLAT STATIONERS, INC. - <i>MS ENGLISH</i>
SYST	67813	8-27-2016	250.00	2269 GILMER ISD - <i>X-CITY</i>
SYST	67814	8-27-2016	275.00	10640 GLADEWATER HIGH SCHOOL - <i>X-CITY</i>
SYST	67815	8-27-2016	150.00	10639 HALLSVILLE HIGH SCHOOL - <i>X-CITY</i>
SYST	67816	8-27-2016	781.25	10648 HOLLY LAKE GOLF CAR RANCH, LLC - <i>GOLF CART RENTAL</i>
SYST	67817	8-27-2016	660.00	10637 JOHN M BLAZE JR - <i>MS OFFICE</i>
SYST	67818	8-27-2016	50.00	8418 LANA RHODES - <i>REIMBURSE</i>
SYST	67819	8-27-2016	34.26	7444 LAURA DENNIS - <i>"</i>
SYST	67820	8-27-2016	238.78	9616 LONE STAR PERCUSSION - <i>BAND</i>
SYST	67821	8-27-2016	45.01	10644 MCDONALD'S - <i>ATHLETIC MEAL</i>
SYST	67822	8-27-2016	1,384.11	8076 MINEOLA ISD TAX COLLECTOR - <i>AUTO TAX PAY</i>
SYST	67823	8-27-2016	140.00	10650 MORGAN WILKERSON - <i>GAME OFFICIAL</i>
SYST	67824	8-27-2016	584.41	4957 NATIONAL TICKET COMPANY - <i>FOOTBALL TICKETS</i>
SYST	67825	8-27-2016	149.59	8080 PIZZA HUT OF TEXAS TEXAS - <i>ATHLETIC MEAL</i>
SYST	67826	8-27-2016	84.95	701 QUILL CORPORATION - <i>MS SCIENCE</i>
SYST	67827	8-27-2016	38.98	9906 RHEAGAN PENN - <i>REIMBURSE</i>
SYST	67828	8-27-2016	958.72	5356 SAM'S CLUB DIRECT - <i>MS FURNITURE</i>
SYST	67829	8-27-2016	3,780.00	4835 SIGN MART - <i>MS SIGN</i>
SYST	67830	8-27-2016	3,669.75	10370 SKYWARD, INC - <i>PN LITE</i>
SYST	67831	8-27-2016	60.00	10643 SUBWAY - <i>ATHLETIC MEAL</i>
SYST	67832	8-27-2016	177.52	7168 SUDDENLINK COMMUNICATIONS - <i>PHONE LINES</i>
SYST	67833	8-27-2016	125.00	6746 TASO-EAST TEXAS CHAPTER - <i>ATHLETIC</i>
SYST	67834	8-27-2016	37,652.00	5035 TATUM MUSIC CO, INC - <i>MS BAND</i>
SYST	67835	8-27-2016	328.00	7110 TEPESA - <i>EVERETT</i>
SYST	67836	8-27-2016	850.00	10636 TEXAS ASCD - <i>FLETCHER</i>
SYST	67837	8-27-2016	165.00	1472 TEXAS HIGH SCHOOL COACHES' ASSOC. - <i>ATHLETIC</i>

BANK: 01 LOCAL MAINTENANCE

CHECK TYPE	CHECK NUMBER	CHECK DATE	CHECK AMOUNT	REMITTED TO
SYST	67838	8-27-2016	849.98	7149 TRACTOR SUPPLY CREDIT PLAN - <i>Vo Ag</i>
SYST	67839	8-27-2016	150.00	10638 TYLER LEE HIGH SCHOOL - <i>X CTY</i>
SYST	67840	8-27-2016	408.00	807 VISUAL TECHNIQUES, INC. - <i>Ad, Ed OFFICE</i>
SYST	67841	8-27-2016	914.00	822 WAL-MART STORES TEXAS, LLC - <i>HS Science, Kindergarten, 2nd G</i>
SYST	67842	8-27-2016	172.40	4126 WANDA BURGIN - <i>GAME OFFICIAL</i>
SYST	67843	8-27-2016	85.12	6343 WENDI GOWAN - <i>REIMBURSE</i>
SYST	67844	8-27-2016	8,560.00	10645 WILCOXEN AIR, INC - <i>LINE SETA Pd 211, 10P</i>
SYST	67845	8-27-2016	60.00	9673 WINONA ALMUETE - <i>GAME WORKER</i>
SYST	67846	8-27-2016	29,168.75	825 WOOD COUNTY APPRAISAL DISTRICT - <i>4th Q Paymt</i>
SYST	67847	8-27-2016	9,815.30	6118 WRL GENERAL CONTRACTORS, INC - <i>STADIUM SIDEWALK</i>
SYST	67848	8-31-2016	239.86	7604 ABLES-LAND, INC. - <i>ADMIN</i>
SYST	67849	8-31-2016	94.09	6085 ACE HARDWARE - <i>MAINTENANCE</i>
SYST	67850	8-31-2016	60,500.00	7898 ADVANCED SEALCOAT & PAVING LLC - <i>PS/MT Bat Road</i>
SYST	67851	8-31-2016	2,150.00	7898 ADVANCED SEALCOAT & PAVING LLC - <i>Speed Bump, Pot Holes</i>
SYST	67852	8-31-2016	1,578.65	7163 ALGY COSTUMES & UNIFORMS - <i>FLAG UNIFORMS</i>
SYST	67853	8-31-2016	258.36	5021 ANGELA SAVALLO - <i>GAME OFFICIAL</i>
SYST	67854	8-31-2016	1,260.00	9851 API SYSTEMS INC - <i>FIRE ALARM</i>
SYST	67855	8-31-2016	90.00	6162 B & D FIRE SAFETY, INC - <i>FIRE EXT</i>
SYST	67856	8-31-2016	490.00	5672 B & W COMMUNICATIONS - <i>MAINTENANCE</i>
SYST	67857	8-31-2016	1,895.00	7477 BARBIN FENCE, INC - <i>TRANSPORTATION</i>
SYST	67858	8-31-2016	611.40	10342 BARCELONA SPORTING GOODS - <i>ATHLETIC</i>
SYST	67859	8-31-2016	159.40	6321 BRENDA LINDSEY - <i>GAME OFFICIAL</i>
SYST	67860	8-31-2016	4,000.00	3149 BUDGET BUSINESS SYSTEMS - <i>COLOR COPY</i>
SYST	67861	8-31-2016	60.50	10665 BUSH'S CHICKEN - <i>ATHLETIC MEAL</i>
SYST	67862	8-31-2016	635.44	1033 CADE'S BUILDING MATERIALS, INC. - <i>MAINT, Auto Mechanics, Athletics</i>
SYST	67863	8-31-2016	40.00	10276 CASEY LONDON - <i>GAME WORKER</i>
SYST	67864	8-31-2016	65.00	6193 CHAMAR LONDON - <i>GAME WORKER</i>
SYST	67865	8-31-2016	1,225.00	8637 CHAMBERS ELECTRICAL CONTRACTORS, LLC - <i>Stadium lights</i>
SYST	67866	8-31-2016	60.00	10654 CHRISTIANN BJORK - <i>GAME WORKER</i>
SYST	67867	8-31-2016	71.50	7924 CICI'S PIZZA - <i>ATHLETIC MEAL</i>
SYST	67868	8-31-2016	140.00	8380 CLINT ADAMS - <i>GAME OFFICIAL</i>
SYST	67869	8-31-2016	75.00	1975 COMMUNICAN & BAYLOR BRIEFS - <i>DEBATE</i>
SYST	67870	8-31-2016	17,377.10	4447 CYNERGY TECHNOLOGY BY COMPUTERLAND - <i>HS Access Points, ADA</i>
SYST	67871	8-31-2016	65.00	7741 DAVID SINCHES - <i>GAME WORKER</i>
SYST	67872	8-31-2016	2,122.60	557 DEALERS ELECTRICAL SUPPLY CO. - <i>MAINTENANCE</i>
SYST	67873	8-31-2016	2,745.87	8444 DUKO OIL CO, INC - <i>TRANSPORTATION</i>
SYST	67874	8-31-2016	44.00	563 EAST TEXAS ALARM, INC. - <i>ADM</i>
SYST	67875	8-31-2016	25,000.00	10340 EDUCATION ADVANCED INC - <i>STAFF AUDIT</i>
SYST	67876	8-31-2016	991.84	1916 EUBANKS-HARRIS-ROBERTS-CRAIG - <i>STADIUM SIDEWALK</i>
SYST	67877	8-31-2016	1,162.67	1141 FOLLETT SCHOOL SOLUTIONS INC - <i>HS LIBRARY</i>
SYST	67878	8-31-2016	120.00	10600 FRANK HURST - <i>GAME OFFICIAL</i>
SYST	67879	8-31-2016	493.11	7703 G&K SERVICES - <i>MAINT, TRAMP, Custodial</i>
SYST	67880	8-31-2016	206.53	10652 GARY GALYON - <i>GAME OFFICIAL</i>
SYST	67881	8-31-2016	288.32	4548 GRAINGER - <i>MAINTENANCE</i>
SYST	67882	8-31-2016	140.50	10653 HERB ASHLEY - <i>GAME OFFICIAL</i>
SYST	67883	8-31-2016	132.90	598 HUGHES APPLIANCE, INC. - <i>HOME ECO</i>
SYST	67884	8-31-2016	60.00	5772 JANET HOUSEHOLDER - <i>GAME WORKER</i>
SYST	67885	8-31-2016	4,375.00	6691 JOHNNY NEIDHOLT - <i>PS SIDEWALK</i>

BANK: 01 LOCAL MAINTENANCE

CHECK TYPE	CHECK NUMBER	CHECK DATE	CHECK AMOUNT	REMITTED TO
SYST	67886	8-31-2016	230.00	10657 KEMP ATHLETIC BOOSTERS - <i>Athletic meal</i>
SYST	67887	8-31-2016	600.00	1201 LINDALE ISD - <i>TRACK</i>
SYST	67888	8-31-2016	2,453.80	10500 M & M AIR CONDITIONING - <i>REPAIR</i>
SYST	67889	8-31-2016	7,209.53	10500 M & M AIR CONDITIONING - <i>Ed GYM</i>
SYST	67890	8-31-2016	120.00	9975 MARIO ARELLANO - <i>GAME SECURITY</i>
SYST	67891	8-31-2016	1,500.00	6468 MATHESON TRI-GAS, INC. - <i>TANK LEASE - VO Ag, Auto Mech, TRANP, MAINT</i>
SYST	67892	8-31-2016	100.00	5847 MIKE NICHOLS - <i>GAME OFFICIAL</i>
SYST	67893	8-31-2016	837.00	649 MINEOLA MONITOR - <i>ADMIN</i>
SYST	67894	8-31-2016	8,581.65	1815 MINEOLA SUPPLY COMPANY, INC. - <i>Custodial</i>
SYST	67895	8-31-2016	40.00	5622 MITCHELL TUCK - <i>GAME WORKER</i>
SYST	67896	8-31-2016	14.00	3529 MR D'S 10 MINUTE OIL CHANGE - <i>TRANSPORTATION</i>
SYST	67897	8-31-2016	8.20	8155 MUNICIPAL SERVICES BUREAU - <i>Toll Chg</i>
SYST	67898	8-31-2016	1,467.40	10646 NELCO - <i>SKYWARD CHECKS</i>
SYST	67899	8-31-2016	23.11	8156 NORTH TEXAS TOLLWAY AUTHORITY - <i>Toll Chg</i>
SYST	67900	8-31-2016	3,500.00	10655 NWEA - <i>MATH READING WORKSHOP</i>
SYST	67901	8-31-2016	1,273.93	8110 O'REILLY AUTO PARTS - <i>TRANSPORTATION</i>
SYST	67902	8-31-2016	8,545.57	5531 PERDUE, BRANDON, FIELDER, COLLINS & - <i>DEL TAX ATTNY AUG</i>
SYST	67903	8-31-2016	85.00	2899 PIZZA HUT, INC. - <i>Athletic meal</i>
SYST	67904	8-31-2016	175.00	10507 PIZZA PASTA AMORE - <i>BANK MEAL</i>
SYST	67905	8-31-2016	429.00	7119 PRO-TURF - <i>STADIUM</i>
SYST	67906	8-31-2016	7,972.54	701 QUILL CORPORATION - <i>GENERAL School</i>
SYST	67907	8-31-2016	165.00	1365 REGION VII EDUCATION SERVICE CENTER - <i>Bus DR CERTIFICATION</i>
SYST	67908	8-31-2016	777.00	5370 REPUBLIC SERVICES - <i>TRASH PICK-UP</i>
SYST	67909	8-31-2016	115.00	10651 RICHARD KING - <i>GAME OFFICIAL</i>
SYST	67910	8-31-2016	1,995.00	7334 RUDD CONTRACTING CO, INC - <i>Ed Babbler</i>
SYST	67911	8-31-2016	1,044.01	8442 RUSH BUS CENTERS - <i>TRANSPORTATION</i>
SYST	67912	8-31-2016	289.01	3785 SAFETY-KLEEN SYSTEMS, INC - <i>TRANSPORTATION/AUTO MECH</i>
SYST	67913	8-31-2016	120.00	8744 SCOTT GALLIMORE - <i>GAME SECURITY</i>
SYST	67914	8-31-2016	4,412.50	10370 SKYWARD, INC - <i>ON SITE</i>
SYST	67915	8-31-2016	583.95	10235 SMITH COUNTY LUMBER - <i>MAINTENANCE</i>
SYST	67916	8-31-2016	335.00	1137 SPECTRUM CORPORATION - <i>STADIUM SIGN</i>
SYST	67917	8-31-2016	100.00	9951 STEVEN L WRIGHT - <i>GAME OFFICIAL</i>
SYST	67918	8-31-2016	373.45	6883 SUBWAY - <i>Athletic meal</i>
SYST	67919	8-31-2016	1,510.37	7168 SUDDENLINK COMMUNICATIONS - <i>INTERNET</i>
SYST	67920	8-31-2016	434.75	8726 SUPERIOR FLEET SERVICE, INC - <i>TRANSPORTATION</i>
SYST	67921	8-31-2016	284.94	5160 SWORD COMPANY - <i>MAINTENANCE</i>
SYST	67922	8-31-2016	80.00	10658 TAMMY STANFORD - <i>GAME OFFICIAL</i>
SYST	67923	8-31-2016	714.00	763 TASB, INC - <i>UPDATE IAS</i>
SYST	67924	8-31-2016	328.00	7110 TEP SA - <i>RAY</i>
SYST	67925	8-31-2016	401.75	10130 TEXAS STATE LIBRARY AND ARCHIVES CO - <i>HS LIBRARY</i>
SYST	67926	8-31-2016	162.18	7345 THERESA MALLORY - <i>REIMBURSE</i>
SYST	67927	8-31-2016	171.87	7149 TRACTOR SUPPLY CREDIT PLAN - <i>MAINTENANCE</i>
SYST	67928	8-31-2016	6.05	10090 TXTAG - <i>Toll Chg</i>
SYST	67929	8-31-2016	288.75	801 UNIVERSAL TIME EQUIPMENT COMPANY - <i>INTERCOM</i>
SYST	67930	8-31-2016	41.82	8425 VERIZON - <i>CELL phone</i>
SYST	67931	8-31-2016	1,060.18	822 WAL-MART STORES TEXAS, LLC - <i>HS SCIENCE, MAINT, HS SCIENCE, TRANSPORT, ADM</i>
SYST	67932	8-31-2016	1,108.00	2827 WILLIAMS SPORTING GOODS - <i>Athletic</i>
SYST	67933	8-31-2016	765.00	2019 WOODY'S - <i>CUSTODIAL</i>

BANK: 01 LOCAL MAINTENANCE

CHECK TYPE	CHECK NUMBER	CHECK DATE	CHECK AMOUNT	REMITTED TO
OFFC	67934	8-31-2016	35.70	10646 NELCO - <i>Skyward Check</i>
OFFC	67935	8-31-2016	192.50	5402 HARDY COOK & HARDY, PC - <i>School ATTY</i>
OFFC	67936	8-31-2016	1,574.00	2934 EQUITY CENTER - <i>Membership 16/17</i>

BANK 01 TOTALS	SYSTEM CHECKS	OFFICE CHECKS	VOID CHECKS	NO CHECKS	CHECK AMOUNTS
				231	797,023.14
				10	23,883.86
				2	0.00
				243	820,907.00

**CAPITAL ONE BANK
PORTFOLIO SUMMARY
ACTIVITY FOR MONTH ENDING
August 31, 2016**

WOOD COUNTY SPECIAL EDUCATION SHARED SERVICES ARRANGEMENT

<i>Investments</i>	<i>Cost</i>	<i>Market</i>	<i>Ratio</i>	<i>Interest Rate</i>
Beginning of period	631,369.75	631,369.75	100.00%	0.40%
Deposits	75,000.00			
Withdrawals	0.00			
Interest accrued	218.86			
End of Period	706,588.61	706,588.61	100.00%	0.40%

This report is in compliance with the investment strategies as approved by the Public Funds Investment Act

Investment Officer




**TEXPOOL
PORTFOLIO SUMMARY
ACTIVITY FOR MONTH ENDING
August 31, 2016**

WOOD COUNTY SPECIAL EDUCATION SHARED SERVICES ARRANGEMENT

<i>Investments</i>	<i>Cost</i>	<i>Market</i>	<i>Ratio</i>	<i>Interest Rate</i>
Beginning of period	15,436.11	15,436.11	100.00%	0.37%
Deposits	0.00			
Withdrawals	0.00			
Interest accrued	4.93			
End of Period	15,441.04	15,441.04	100.00%	0.37%

This report is in compliance with the investment strategies as approved by the Public Funds Investment Act


Investment Officer

**TEXPOOL
PORTFOLIO SUMMARY
ACTIVITY FOR MONTH ENDING
August 31, 2016**

**WOOD COUNTY SPECIAL EDUCATION SHARED SERVICES ARRANGEMENT
WORKER'S COMPENSATION**

<i>Investments</i>	<i>Cost</i>	<i>Market</i>	<i>Ratio</i>	<i>Interest Rate</i>
Beginning of period	14,752.20	14,752.20	100.00%	0.37%
Deposits	8,000.00			
Withdrawals	204.91			
Interest accrued	6.52			
End of Period	22,553.81	22,553.81	100.00%	0.37%

This report is in compliance with the investment strategies as approved by the Public Funds Investment Act


Investment Officer