

Accountability Update: TAKS and AYP

Denton ISD Board Meeting

July 26, 2011

Dr. Mike Mattingly

Dr. Ray Braswell

TAKS Accountability Standards

2010

2011

Reading/ELA	70%	70%
Writing	70%	70%
Social Studies	70%	70%
Math	60%	65%
Science	55%	60%

Recognized remains at 80%

Exemplary remains at 90%

TAKS Commended Performance

Beginning with 2011 ratings:

Recognized	Exemplary
15 % Commended	25% Commended
Reading/ELA, Mathematics	Reading/ELA, Mathematics
All Students	All Students
Economically Disadvantaged	Economically Disadvantaged

Texas Projection Measure

In an April 22, 2011 communication from Commissioner Robert Scott, school districts were informed that the growth model (TPM) would be discontinued.

Results 2011 – All Students

- Overall scores remained steady in light of increased standards and the inclusion of more students:
 - Reading stayed constant at 93% passing
 - Writing decreased from 95% to 94% passing
 - Social Studies remained constant at 96% passing
 - Math remained constant at 88% passing
 - Science decreased from 86% to 84% passing


Results 2011 – All Students

- *ELL progress indicator improved from 85% to 86%
- *Reading Commended rates improved from 38% to 39%
- *Math Commended rates improved from 31% to 32%
- Completion Rate improved from 98.4% to 98.7%
- Grades 7-8 dropout rate increased from 0.2% to 0.3%

- Overall, utilizing the new standards, the district was rated recognized or exemplary on 37 of 40 indicators.

- * new indicators

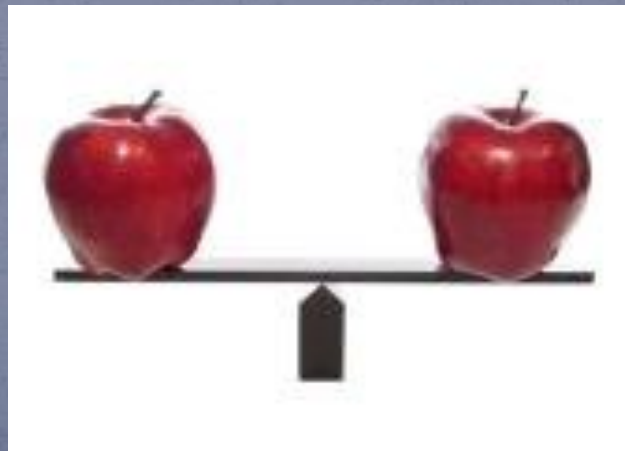
Comparing
Apples to Apples
And
Oranges to Oranges



Comparing Apples to Apples




Let's review how our schools would have rated if using:

- the exact system as 2010.



Result:

All schools with circles would have an improved rating over 2010....an improvement! (9 schools impacted)

School	2010	2010	2011	2011
	Without TPM	With TPM	Without TPM	With TPM & Without Commende
				
Blanton	Exemplary	Exemplary	Exemplary	Exemplary
Borman	Acceptable	Acceptable	Recognized	Exemplary
Cross Oaks	-----	-----	Recognized	Exemplary
EP Rayzor	Exemplary	Exemplary	Exemplary	Exemplary
Evers Park	Acceptable	Recognized	Recognized	Exemplary
Ginnings	Acceptable	Recognized	Recognized	Recognized
Hawk	Exemplary	Exemplary	Exemplary	Exemplary
Hodge	Acceptable	Acceptable	Exemplary	Exemplary
Houston	Recognized	Exemplary	Recognized	Exemplary
Lee	Acceptable	Recognized	Recognized	Exemplary

School

2010

Without TPM



2010

With TPM



2011

Without TPM











2011

With TPM &
Without
Commender







School	2010 Without TPM	2010 With TPM	2011 Without TPM	2011 With TPM & Without Commender
Blanton	Exemplary	Exemplary	Exemplary	Exemplary
Borman	Acceptable	Acceptable	Recognized	Exemplary
Cross Oaks	-----	-----	Recognized	Exemplary
EP Rayzor	Exemplary	Exemplary	Exemplary	Exemplary
Evers Park	Acceptable	Recognized	Recognized	Exemplary
Ginnings	Acceptable	Recognized	Recognized	Recognized
Hawk	Exemplary	Exemplary	Exemplary	Exemplary
Hodge	Acceptable	Acceptable	Exemplary	Exemplary
Houston	Recognized	Exemplary	Recognized	Exemplary
Lee	Acceptable	Recognized	Recognized	Exemplary

School	2010	2010	2011	2011
	Without TPM	With TPM	Without TPM	With TPM & Without Commended
				
McNair	Exemplary	Exemplary	Exemplary	Exemplary
Nelson	Recognized	Exemplary	Exemplary	Exemplary
N Rayzor	Recognized	Exemplary	Acceptable	Acceptable
Paloma Creek	Recognized	Exemplary	Recognized	Exemplary
Pecan Creek	Recognized	Exemplary	Recognized	Exemplary
Providence	Recognized	Exemplary	Exemplary	Exemplary
Rivera	Recognized	Recognized	Recognized	Exemplary
Savannah	Recognized	Exemplary	Recognized	Recognized
Stephens	Recognized	Exemplary	Acceptable	Recognized
Wilson	Exemplary	Exemplary	Exemplary	Exemplary
WS Ryan	Acceptable	Acceptable	Recognized	Exemplary

School	2010 Without TPM 	2010 With TPM 	2011 Without TPM 	2011 With TPM & Without Commended 
McNair	Exemplary	Exemplary	Exemplary	Exemplary
Nelson	Recognized	Exemplary	Exemplary	Exemplary
N Rayzor	Recognized	Exemplary	Acceptable	Acceptable
Paloma Creek	Recognized	Exemplary	Recognized	Exemplary
Pecan Creek	Recognized	Exemplary	Recognized	Exemplary
Providence	Recognized	Exemplary	Exemplary	Exemplary
Rivera	Recognized	Recognized	Recognized	Exemplary
Savannah	Recognized	Exemplary	Recognized	Recognized
Stephens	Recognized	Exemplary	Acceptable	Recognized
Wilson	Exemplary	Exemplary	Exemplary	Exemplary
WS Ryan	Acceptable	Acceptable	Recognized	Exemplary

School	2010 Without TPM 	2010 With TPM 	2011 Without TPM 	2011 With TPM & Without Commended 
Calhoun	Acceptable	Recognized	Acceptable	Recognized
Crownover	Recognized	Recognized	Recognized	Exemplary
Harpool	Acceptable	Recognized	Acceptable	Exemplary
McMath	Acceptable	Recognized	Acceptable	Exemplary
Navo	Acceptable	Recognized	Recognized	Recognized
Strickland	Acceptable	Recognized	Acceptable	Recognized
DHS	Acceptable	Recognized	Acceptable	Recognized
GHS	Acceptable	Recognized	Acceptable	Recognized
RHS	Acceptable	Recognized	Acceptable	Recognized
District	Acceptable	Recognized	Acceptable	Recognized

School	2010 Without TPM	2010 With TPM	2011 Without TPM	2011 With TPM & Without Commended
				
Calhoun	Acceptable	Recognized	Acceptable	Recognized
Crownover	Recognized	Recognized	Recognized	Exemplary
Harpool	Acceptable	Recognized	Acceptable	Exemplary
McMath	Acceptable	Recognized	Acceptable	Exemplary
Navo	Acceptable	Recognized	Recognized	Recognized
Strickland	Acceptable	Recognized	Acceptable	Recognized
DHS	Acceptable	Recognized	Acceptable	Recognized
GHS	Acceptable	Recognized	Acceptable	Recognized
RHS	Acceptable	Recognized	Acceptable	Recognized
District	Acceptable	Recognized	Acceptable	Recognized





Comparing Oranges to Oranges





Let's review how our schools would have rated if using TPM this year even with the added commended standard:





Result:

When comparing this year's official rating with what the rating would have been *if TPM were allowed in 2011*, a number of Denton schools would have benefitted with a higher rating— indicated with blue circles. (12 schools + district impacted)

School	2010 With TPM 	2011 Without TPM ,with commended 	2011 With TPM & Without Commended 	2011 With TPM & With Commended 
Blanton	Exemplary	Exemplary	Exemplary	Exemplary
Borman	Acceptable	Recognized	Exemplary	Exemplary
Cross Oaks	-----	Recognized	Exemplary	Exemplary
EP Rayzor	Exemplary	Exemplary	Exemplary	Exemplary
Evers Park	Recognized	Recognized	Exemplary	Exemplary
Ginnings	Recognized	Recognized	Recognized	Recognized
Hawk	Exemplary	Exemplary	Exemplary	Exemplary
Hodge	Acceptable	Exemplary	Exemplary	Exemplary
Houston	Exemplary	Recognized	Exemplary	Exemplary
Lee	Recognized	Recognized	Exemplary	Exemplary

School	2010 With TPM 	2011 Without TPM, with commended 	2011 With TPM & Without Commended 	2011 With TPM & With Commended 
McNair	Exemplary	Exemplary	Exemplary	Exemplary
Nelson	Exemplary	Exemplary	Exemplary	Exemplary
N Rayzor	Exemplary	Acceptable	Acceptable	Acceptable
Paloma Creek	Exemplary	Recognized	Exemplary	Exemplary
Pecan Creek	Exemplary	Recognized	Exemplary	Exemplary
Providence	Exemplary	Exemplary	Exemplary	Exemplary
Rivera	Recognized	Recognized	Exemplary	Exemplary
Savannah	Exemplary	Recognized	Recognized	Recognized
Stephens	Exemplary	Acceptable	Recognized	Recognized
Wilson	Exemplary	Exemplary	Exemplary	Exemplary
WS Ryan	Acceptable	Recognized	Exemplary	Recognized

School	2010 With TPM 	2011 Without TPM, with commended 	2011 With TPM & Without Commended 	2011 With TPM, with commended 
Calhoun	Recognized	Acceptable	Recognized	Acceptable
Crownover	Recognized	Recognized	Exemplary	Recognized
Harpool	Recognized	Acceptable	Exemplary	Recognized
McMath	Recognized	Acceptable	Exemplary	Acceptable
Navo	Recognized	Recognized	Recognized	Recognized
Strickland	Recognized	Acceptable	Recognized	Recognized
DHS	Recognized	Acceptable	Recognized	Acceptable
GHS	Recognized	Acceptable	Recognized	Acceptable
RHS	Recognized	Acceptable	Recognized	Acceptable
District	Recognized	Acceptable	Recognized	Recognized

NCLB: Adequate Yearly Progress (AYP) Changes

	2010	2011	2012	2014
Reading/ELA	73%	80%	87%	100%
Mathematics	67%	75%	83%	100%