




*Wharton County  
Junior College*



# *Monthly Financial Reports*

*May 2022*




## Revenue & Expenditure Summary

	FISCAL 2022				FISCAL 2021				% OF PRIOR YR ACTUAL
	Current Month	Y-T-D ACTUAL	Budget	% of Budget	Y-T-D ACTUAL	Budget	% of Budget		
<b>Fund 1000</b>									
<b>Revenues:</b>									
State appropriations	\$ 883,999	\$ 6,653,258	\$ 9,305,255	71.50%	\$ 6,918,396	\$ 9,645,283	71.73%	96%	
Tuition and Fees	806,428	16,795,627	19,894,485	84.42%	17,622,450	20,198,015	87.25%	95%	
Advalorem Taxes	121,447	7,677,868	7,675,517	100.03%	7,422,829	7,232,397	102.63%	103%	
Mandatory Transfers	-	195,258	327,215	59.67%	213,511	2,485,869	8.59%	0%	
Non-mandatory Transfers	-	899,769	2,747,648	32.75%	-	98,821	0.00%	0%	
Other Revenues	(372,338)	(514,786)	447,053	-115.15%	167,597	443,083	37.83%	-307%	
<b>Total Revenues</b>	<b>1,439,536</b>	<b>31,706,994</b>	<b>40,397,173</b>	<b>78.49%</b>	<b>32,344,783</b>	<b>40,103,468</b>	<b>80.65%</b>	<b>98%</b>	
<b>Expenditures:</b>									
Salaries	1,773,454	15,763,479	23,235,139	67.84%	16,029,565	23,527,398	68.13%	98%	
Employee Benefits	414,044	3,578,030	5,974,322	59.89%	3,607,492	5,876,122	61.39%	99%	
Capital Expenditures	-	53,711	152,633	35.19%	13,333	197,153	6.76%	403%	
Mandatory Transfers	-	367,107	367,800	99.81%	364,469	365,800	99.64%	101%	
Non-mandatory Transfers	-	-	-	-	-	-	0.00%	0%	
Other Expenditures	453,085	6,843,436	10,667,279	64.15%	6,087,597	10,136,995	60.05%	112%	
<b>Total expenditures</b>	<b>2,640,583</b>	<b>26,605,763</b>	<b>40,397,173</b>	<b>65.86%</b>	<b>26,102,456</b>	<b>40,103,468</b>	<b>65.09%</b>	<b>102%</b>	
<b>Net increase/ (decrease) in net assets</b>	<b>\$ (1,201,047)</b>	<b>\$ 5,101,232</b>			<b>\$ 6,242,327</b>				
<b>Less Outstanding encumbrances</b>		<b>(1,203,211)</b>			<b>(1,119,724)</b>				
<b>Net increase less encumbrances</b>		<b>\$ 3,898,021</b>			<b>\$ 5,122,603</b>				

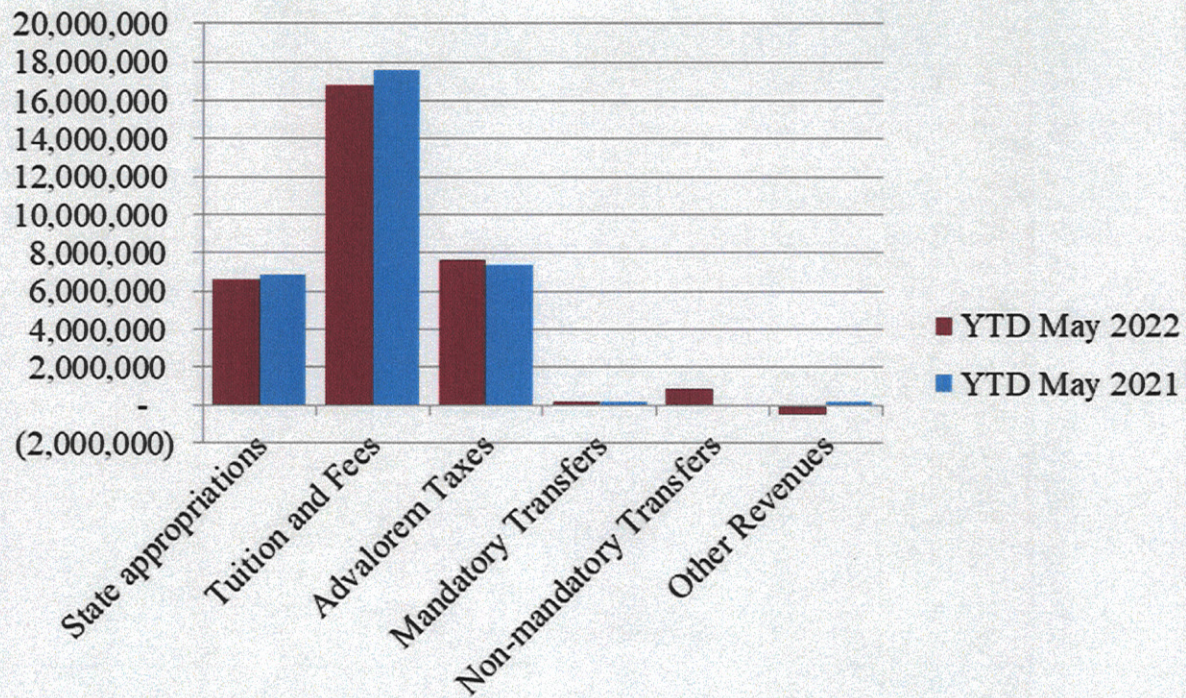
\* Note: Net student receivables in the amount of \$2,759,658.76 are currently outstanding. Tuition and fees are subject to collection in future periods.



Wharton County  
Junior College




## Year to Date Revenues

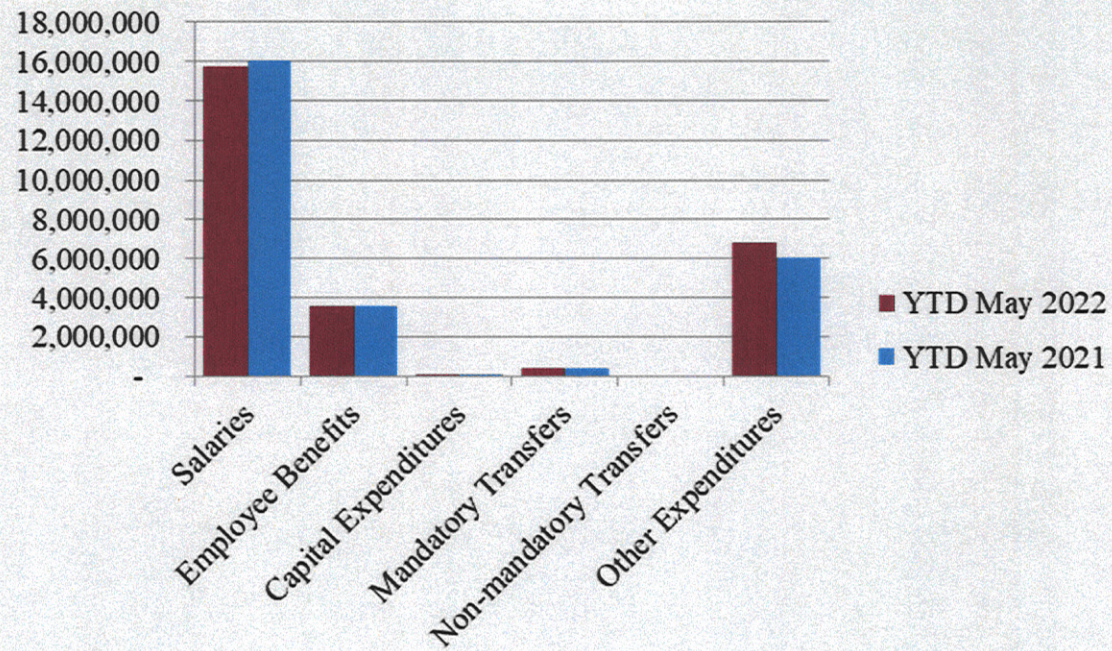




Wharton County  
Junior College




## Year to Date Expenses

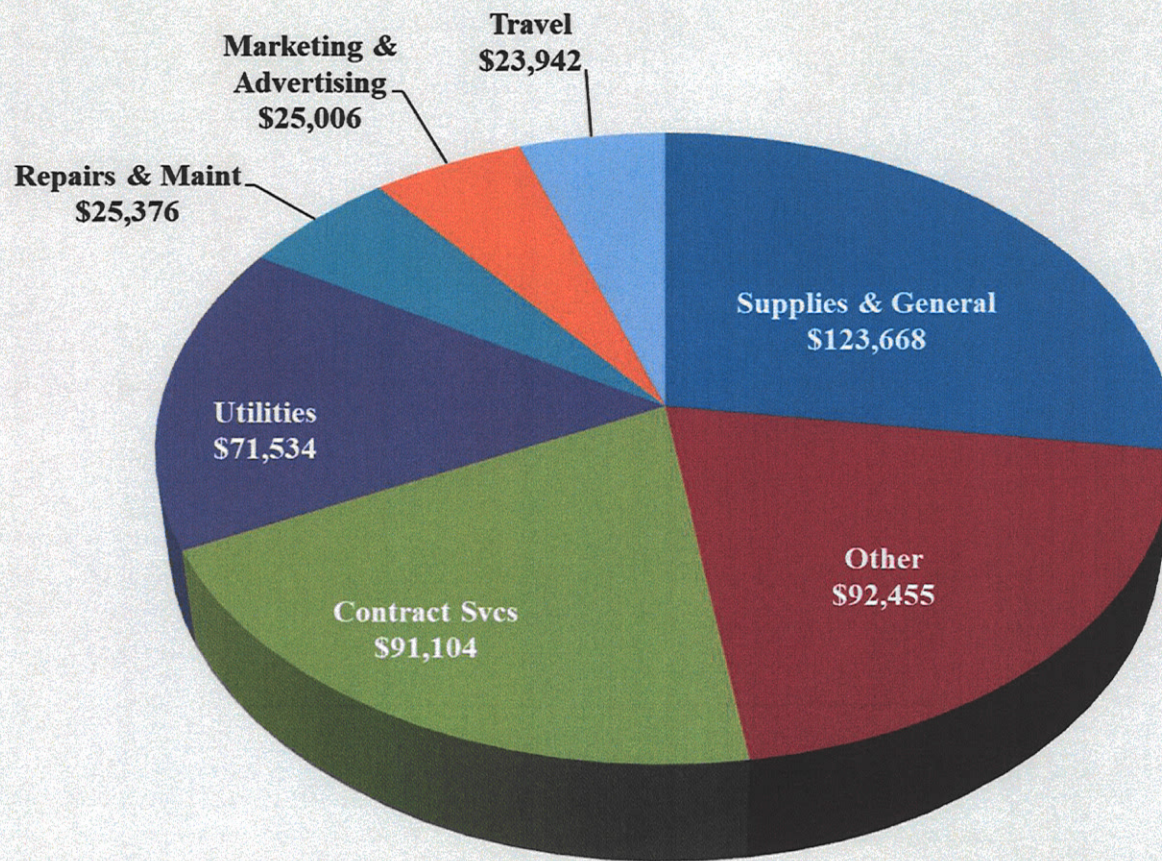




Wharton County  
Junior College




## Other Expenses for May





Wharton County  
Junior College




## ***Analysis of Student Receivable Outstanding As of May 31, 2022***

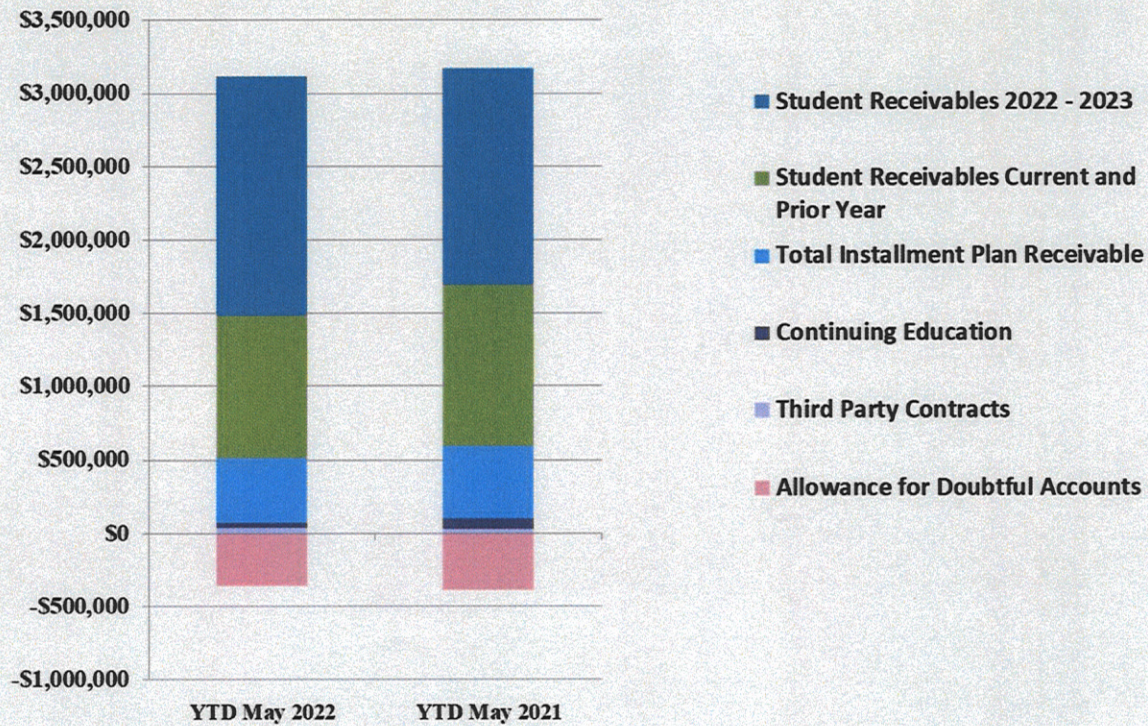
	2022	2021
Student Receivables Current and Prior Yr.	\$ 969,170.47	\$ 1,098,062.45
Student Receivables FY 22-23	\$ 1,631,156.22	\$ 1,480,318.34
Installment Plan Receivable Due Fall Semester	\$ 40,566.05	\$ 133,435.15
Installment Plan Receivable Due Spring Semester	103,652.65	157,468.27
Installment Plan Receivable Summer I & II	129,418.91	117,882.02
Installment Plan Receivable Prior Years	165,990.38	85,458.23
Total Installment Plan Receivable	\$ 439,627.99	\$ 494,243.67
Third Party Contracts Receivable	\$ 40,221.47	\$ 30,279.76
Continuing Education Receivable	36,065.00	70,617.00
Allowance for Doubtful Accounts	(356,582.39)	(385,550.89)
Net Accounts Receivable	\$ 2,759,658.76	\$ 2,787,970.33



Wharton County  
Junior College



## AR by Category



# *COMBINED BALANCE SHEET*

*(Funds included: GOVERNMENTAL FUND TYPES)*



Governmental Fund Types

	Auxiliary Enterprise	Current Unrestricted	Restricted Funds	Current Year 2022	Prior Year 2021
<b>ASSETS and OTHER DEBITS:</b>					
<b>ASSETS:</b>					
Cash	210,860	3,121,364	711,458	4,043,681	6,648,918
Cash Investments	405,737	18,469,619	946,805	19,822,161	16,446,405
Accounts Receivable	25,259	2,787,126	5,681	2,818,067	2,811,752
Taxes Receivable		568,195	--	568,195	482,958
Local, St & Fed Agency Receivable		--	333,857	333,857	172,420
Deposits		--	--	--	--
Due From Other Funds		--	65,141	65,141	28,549
Prepaid Expense		--	--	--	39,679
Property, Plant & Equipment		--	--	--	--
Deferred Outflows		11,262,749	--	11,262,749	10,199,905
<b>TOTAL ASSETS AND OTHER DEBITS:</b>	<b>641,856</b>	<b>36,209,052</b>	<b>2,062,942</b>	<b>38,913,849</b>	<b>36,830,587</b>
<b>Liabilities, equity and other credits</b>					
<b>LIABILITIES:</b>					
Accounts Payable	16,856	65,417	17	82,289	148,467
Employee Benefits Payable	933	229,148	--	230,081	202,866
Payroll Taxes Payable		-1,872	--	-1,872	-222
Accrued Liabilities		--	--	--	--
Deferred Revenue		1,807,983	668,898	2,476,881	2,182,315
Long Term Debt		--	--	--	--
Net Pension Liability		9,228,835	--	9,228,835	8,860,813
Net OPEB Liability		29,644,663	--	29,644,663	27,673,977
Deposits Payable	63,985	11,878	--	75,863	67,863
Due To Other Funds		65,141	--	65,141	26,549
Scholarships-Designated Donations		--	68,368	68,368	97,901
Scholarships-Non-designated		--	749,982	749,982	694,879
Donatio					
Deferred Inflows		9,370,516	--	9,370,516	9,436,008
<b>TOTAL LIABILITIES:</b>	<b>81,774</b>	<b>50,421,709</b>	<b>1,487,264</b>	<b>51,990,747</b>	<b>49,391,416</b>
<b>EQUITY AND OTHER CREDITS:</b>					
Control Accounts		--	--	--	--
Fund Balances		--	--	--	--
Prior Year Fund Balance		-19,412,977	--	-19,412,977	-19,417,360
Endowment Fund-Original		--	--	--	--
Endowment Fund-Income		--	--	--	--
FB Professional Development		--	--	--	--

Governmental Fund Types

	Auxiliary Enterprise	Current Unrestricted	Restricted Funds	Current Year 2022	Prior Year 2021
<b>EQUITY AND OTHER CREDITS:</b>					
FB Salary Equity		--	--		
FB Capital Equipment		--	--		
FB Investment Gain And Loss		--	--		
Fund Balance Receivables		--	--	-	-
Reserved-Undesignated		--	--		
FBTC Operating Fund Balance		--	--		
Plant Fund Balance		--	--		
Bond Fund Balance		--	--		
Scholarship		--	--		
Fund Balance-Rounding Diff		--	-	-	-
<b>Fund Balances:</b>					
Reserve for Encumbrance	29,022	1,203,211	1,568,567	2,800,801	1,589,300
Fund Balance	531,060	3,997,109	-92,889	3,535,279	5,267,231
Reserve For Operations		--	--		
<b>TOTAL EQUITY AND OTHER CREDITS:</b>	<b>560,082</b>	<b>-14,212,657</b>	<b>575,677</b>	<b>-13,076,897</b>	<b>-12,560,829</b>
<b>TOTAL LIABILITIES, EQUITY AND OTHER CREDITS:</b>	<b>641,856</b>	<b>36,209,052</b>	<b>2,062,942</b>	<b>38,913,849</b>	<b>36,830,587</b>
	=====	=====	=====	=====	=====

Proprietary Fund Types

	Agency Funds	Current Year 2022	Prior Year 2021
<b>ASSETS and OTHER DEBITS:</b>			
<b>ASSETS:</b>			
Cash	83,351	83,351	202,777
Cash Investments	159,192	159,192	59,112
Accounts Receivable	-	-	-
Taxes Receivable			
Local, St & Fed Agency Receivable			
Deposits			
Due From Other Funds			
Prepaid Expense			
Property, Plant & Equipment			
Deferred Outflows			
<b>TOTAL ASSETS AND OTHER DEBITS:</b>	<b>242,543</b>	<b>242,543</b>	<b>261,889</b>
<b>Liabilities, equity and other credits</b>			
<b>LIABILITIES:</b>			
Accounts Payable			
Employee Benefits Payable	-	-	-
Payroll Taxes Payable			
Accrued Liabilities			
Deferred Revenue			
Long Term Debt			
Net Pension Liability			
Net OPEB Liability			
Deposits Payable	242,172	242,172	259,836
Due To Other Funds			
Scholarships-Designated Donations			
Scholarships-Non-designated			
Donatio			
Deferred Inflows			
<b>TOTAL LIABILITIES:</b>	<b>242,172</b>	<b>242,172</b>	<b>259,836</b>
<b>EQUITY AND OTHER CREDITS:</b>			
Control Accounts	370	370	2,053
Fund Balances			
Prior Year Fund Balance			
Endowment Fund-Original			
Endowment Fund-Income			
FB Professional Development			

Proprietary Fund Types

	Agency Funds	Current Year 2022	Prior Year 2021
<hr/>			
EQUITY AND OTHER CREDITS:			
FB Salary Equity			
FB Capital Equipment			
FB Investment Gain And Loss			
Fund Balance Receivables			
Reserved-Undesignated			
FBTC Operating Fund Balance			
Plant Fund Balance			
Bond Fund Balance			
Scholarship			
Fund Balance-Rounding Diff			
Fund Balances:			
Reserve for Encumbrance			
Fund Balance			
Reserve For Operations			
TOTAL EQUITY AND OTHER CREDITS:	370	370	2,053
TOTAL LIABILITIES,	242,543	242,543	261,889
EQUITY AND OTHER CREDITS:			
	=====	=====	=====

Fiduciary Fund Types

	Endowment Funds	Quasi Endowment Fund	Current Year 2022	Prior Year 2021
<b>ASSETS and OTHER DEBITS:</b>				
<b>ASSETS:</b>				
Cash	148,458	--	148,458	641,452
Cash Investments	12,653,292	--	12,653,292	12,418,512
Accounts Receivable	26,835	--	26,835	2,228
Taxes Receivable	--	--	--	--
Local, St & Fed Agency Receivable	--	--	--	--
Deposits	--	--	--	--
Due From Other Funds	--	--	--	--
Prepaid Expense	--	--	--	--
Property, Plant & Equipment	--	--	--	--
Deferred Outflows	--	--	--	--
<b>TOTAL ASSETS AND OTHER DEBITS:</b>	<b>12,828,585</b>		<b>12,828,585</b>	<b>13,062,191</b>
<b>Liabilities, equity and other credits</b>				
<b>LIABILITIES:</b>				
Accounts Payable	--	--	--	1,667
Employee Benefits Payable	--	--	--	--
Payroll Taxes Payable	--	--	--	--
Accrued Liabilities	--	--	--	--
Deferred Revenue	--	--	--	--
Long Term Debt	--	--	--	--
Net Pension Liability	--	--	--	--
Net OPEB Liability	--	--	--	--
Deposits Payable	--	--	--	--
Due To Other Funds	--	--	--	--
Scholarships-Designated Donations	--	--	--	--
Scholarships-Non-designated	--	--	--	--
<b>Donatio</b>				
Deferred Inflows	--	--	--	--
<b>TOTAL LIABILITIES:</b>				<b>1,667</b>
<b>EQUITY AND OTHER CREDITS:</b>				
Control Accounts	--	--	--	--
Fund Balances	--	--	--	--
Prior Year Fund Balance	--	--	--	--
Endowment Fund-Original	--	--	--	--
Endowment Fund-Income	--	--	--	--
FB Professional Development	--	--	--	--

Wharton County Junior College  
 Combined Balance Sheet--All Fund Types and Account Groups  
 31-MAY-2022  
 (With comparative totals for 31-MAY-2021 )  
 (amounts expressed in dollars)

Fiduciary Fund Types

	Endowment Funds	Quasi Endowment Fund	Current Year 2022	Prior Year 2021
<hr/>				
EQUITY AND OTHER CREDITS:				
FB Salary Equity		--		
FB Capital Equipment		--		
FB Investment Gain And Loss		--		
Fund Balance Receivables		--		
Reserved-Undesignated		--		
FBTC Operating Fund Balance		--		
Plant Fund Balance		--		
Bond Fund Balance		--		
Scholarship		--		
Fund Balance-Rounding Diff		--		
Fund Balances:				
Reserve for Encumbrance		--		
Fund Balance	12,828,585	--	12,828,585	13,060,525
Reserve For Operations		--		
TOTAL EQUITY AND OTHER CREDITS:	<hr/> 12,828,585		<hr/> 12,828,585	<hr/> 13,060,525
TOTAL LIABILITIES, EQUITY AND OTHER CREDITS:	<hr/> 12,828,585		<hr/> 12,828,585	<hr/> 13,062,191
	=====	=====	=====	=====

	Account Groups					
	Investment in Plant Fund	Debt Retirement Bond Fund	Unexpended Plant Fund	Repair and Replacement	Current Year 2022	Prior Year 2021
ASSETS and OTHER DEBITS:						
ASSETS:						
Cash		197	-7,546,557	7,671,521	125,160	294,021
Cash Investments		385,159	9,214,769	--	9,599,928	8,808,132
Accounts Receivable		--	20,049	--	20,049	3,175
Taxes Receivable		--	--	--	--	--
Local, St & Fed Agency Receivable		--	--	--	--	--
Deposits		--	--	--	--	--
Due From Other Funds		--	--	--	--	--
Prepaid Expense		--	--	--	--	--
Property, Plant & Equipment	36,594,425	--	--	--	36,594,425	37,267,599
Deferred Outflows		--	--	--	--	--
<b>TOTAL ASSETS AND OTHER DEBITS:</b>	<b>36,594,425</b>	<b>385,356</b>	<b>1,688,261</b>	<b>7,671,521</b>	<b>46,339,562</b>	<b>46,372,928</b>
Liabilities, equity and other credits						
LIABILITIES:						
Accounts Payable		--	--	--	--	--
Employee Benefits Payable		--	--	--	--	--
Payroll Taxes Payable		--	--	--	--	--
Accrued Liabilities		--	--	--	--	9,292
Deferred Revenue		--	--	--	--	--
Long Term Debt	365,584	--	--	--	365,584	716,168
Net Pension Liability		--	--	--	--	--
Net OPEB Liability		--	--	--	--	--
Deposits Payable		--	--	--	--	--
Due To Other Funds		--	--	--	--	--
Scholarships-Designated Donations		--	--	--	--	--
Scholarships-Non-designated		--	--	--	--	--
Donatio		--	--	--	--	--
Deferred Inflows		--	--	--	--	--
<b>TOTAL LIABILITIES:</b>	<b>365,584</b>				<b>365,584</b>	<b>725,459</b>
EQUITY AND OTHER CREDITS:						
Control Accounts		--	--	--	--	--
Fund Balances		--	--	--	--	--
Prior Year Fund Balance		--	--	--	--	--
Endowment Fund-Original		--	--	--	--	--
Endowment Fund-Income		--	--	--	--	--
FB Professional Development		--	--	--	--	--





Wharton County Junior College  
 Combined Balance Sheet--All Fund Types and Account Groups  
 31-MAY-2022  
 (With comparative totals for 31-MAY-2021 )  
 (amounts expressed in dollars)

Memorandum Only

	Current Year 2022	Prior Year 2021
<b>ASSETS and OTHER DEBITS:</b>		
<b>ASSETS:</b>		
Cash	4,400,650	7,787,168
Cash Investments	42,234,573	37,732,161
Accounts Receivable	2,864,951	2,817,155
Taxes Receivable	568,195	482,958
Local, St & Fed Agency Receivable	333,857	172,420
Deposits		
Due From Other Funds	65,141	28,549
Prepaid Expense		39,679
Property, Plant & Equipment	36,594,425	37,267,599
Deferred Outflows	11,262,749	10,199,905
<b>TOTAL ASSETS AND OTHER DEBITS:</b>	<b>98,324,540</b>	<b>96,527,595</b>
<b>Liabilities, equity and other credits</b>		
<b>LIABILITIES:</b>		
Accounts Payable	82,289	150,134
Employee Benefits Payable	230,081	202,866
Payroll Taxes Payable	-1,872	-222
Accrued Liabilities		9,292
Deferred Revenue	2,476,881	2,182,315
Long Term Debt	365,584	716,168
Net Pension Liability	9,228,835	8,860,813
Net OPEB Liability	29,644,663	27,673,977
Deposits Payable	318,035	327,699
Due To Other Funds	65,141	26,549
Scholarships-Designated Donations	68,368	97,901
Scholarships-Non-designated	749,982	694,879
Donatio		
Deferred Inflows	9,370,516	9,436,008
<b>TOTAL LIABILITIES:</b>	<b>52,598,503</b>	<b>50,378,378</b>
<b>EQUITY AND OTHER CREDITS:</b>		
Control Accounts	370	2,053
Fund Balances		
Prior Year Fund Balance	-19,412,977	-19,417,360
Endowment Fund-Original		
Endowment Fund-Income		
FB Professional Development		
FB Salary Equity		
FB Capital Equipment	36,045,320	35,032,974
FB Investment Gain And Loss		
Fund Balance Receivables	-	-

Wharton County Junior College  
 Combined Balance Sheet--All Fund Types and Account Groups  
 31-MAY-2022  
 (With comparative totals for 31-MAY-2021 )  
 (amounts expressed in dollars)

Memorandum Only

	Current Year 2022	Prior Year 2021
Reserved-Undesignated		
FBTC Operating Fund Balance		
Plant Fund Balance		
Bond Fund Balance		
Scholarship		
Fund Balance-Rounding Diff	-	-
Fund Balances:		
Reserve for Encumbrance	2,800,801	1,600,476
Fund Balance	26,292,523	28,931,074
Reserve For Operations		
TOTAL EQUITY AND OTHER CREDITS:	45,726,037	46,149,216
TOTAL LIABILITIES, EQUITY AND OTHER CREDITS:	98,324,540	96,527,595
	=====	=====