

	A	B	C	D	E	F	G	H	I				
1	MINEOLA INDEPENDENT SCHOOL DISTRICT												
2													
3													
4										2013-2014 BUDGET			
5										AS OF 7/31/14			
6													
7	GENERAL FUND												
8	FUND 199					BUDGETED	EXPENDED	ENCUMBERED/ ACCRUED	BALANCE				
9													
10													
11													
12	SUBSTITUTES					122,400.00	87,035.20	0.00	35,364.80				
13	SALARIES					5,798,824.00	4,901,479.46	460,091.10	437,253.44				
14	FIMM					80,634.00	63,374.62	0.00	17,259.38				
15	HEALTH INSURANCE					410,875.00	352,112.48	0.00	58,762.52				
16	WORKER'S COMPENSATION					29,456.00	24,875.93	0.00	4,580.07				
17	TRS ON-BEHALF					579,675.00	0.00	0.00	579,675.00				
18	UNEMPLOYMENT					5,155.00	4,658.80	0.00	496.20				
19	TEACHER RETIREMENT/TRS CARE					87,758.00	83,385.72	0.00	4,372.28				
20	PERSONAL DAYS					47,732.00	39,012.50	0.00	8,719.50				
21	TOTAL					7,162,509.00	5,555,934.71	460,091.10	1,146,483.19				
22													
23	FINGERPRINTING-HS					0.00	0.00	0.00	0.00				
24	FINGERPRINTING-MS					0.00	0.00	0.00	0.00				
25	FINGERPRINTING-PS					0.00	0.00	0.00	0.00				
26	FINGERPRINTING-ES					0.00	0.00	0.00	0.00				
27	CONT SERV-CIS-HS					0.00	0.00	0.00	0.00				
28	STUDENT TUTION-HS					0.00	0.00	0.00	0.00				
29	COMPUTER AND COPIER REPAIR/MAINT-HS					5,950.00	5,034.89	848.00	67.11				
30	COMPUTER AND COPIER REPAIR/MAINT-MS					5,500.00	4,159.98	848.00	492.02				
31	COMPUTER AND COPIER REPAIR/MAINT-PS					5,500.00	4,344.93	848.00	307.07				
32	COMPUTER AND COPIER REPAIR/MAINT-ES					5,950.00	4,680.93	1,248.00	21.07				
33	GENERAL REPAIR-HS					0.00	0.00	0.00	0.00				
34	CONTRACTED SERVICE-DRAMA					0.00	0.00	0.00	0.00				
35	BAND INSTRUMENT REPAIR-HS					4,500.00	5,169.90	87.00	(756.90)				
36	BAND INSTRUMENT REPAIR-MS					3,500.00	3,499.50	0.00	0.50				
37	REPAIR-HS-SCIENCE					0.00	0.00	0.00	0.00				
38	REPAIR-MS-SCIENCE					0.00	0.00	0.00	0.00				
39	PHOTOGRAPHY REPAIR/MAINT-HS					0.00	0.00	0.00	0.00				
40	REPAIR-CAREER & TECH-HS					0.00	0.00	0.00	0.00				
41	VO AG-MAINT-HS					1,000.00	0.00	0.00	1,000.00				
42	HOMEMAKING MAINT-HS					750.00	0.00	0.00	750.00				
43	AUTO MECH MAINT-HS					1,000.00	979.18	0.00	20.82				
44	REPAIR-HS-DE					0.00	0.00	0.00	0.00				
45	REPAIR-HS-SP ED					350.00	0.00	0.00	350.00				
46	REPAIR-MS-SP ED					0.00	0.00	0.00	0.00				
47	RENTAL DRIVER'S ED-HS					0.00	0.00	0.00	0.00				
48	CONT-SERV-COMPUTERS-HS					5,680.00	3,592.72	0.00	2,087.28				
49	CONT SERV-COMPUTERS-HS C/T					0.00	0.00	0.00	0.00				
50	CONT SERV-COMPUTERS-HS ALLOTMENT					34,000.00	33,733.00	0.00	267.00				

	A	B	C	D	E	F	G	H	I
51	CONT-SERV-COMPUTERS-HS-ESL					320.00	320.00	0.00	0.00
52	CONT SERV-COMPUTERS-MS					11,405.00	11,407.24	0.00	(2.24)
53	CONT SERV-COMPUTERS-MS-ST COMP					2,950.00	2,950.00	0.00	0.00
54	CONT SERV-COMPUTERS-MS-ESL					320.00	320.00	0.00	0.00
55	CONT SERV-COMPUTERS-PS					7,425.00	7,366.19	0.00	58.81
56	CONT SERV-COMPUTERS-PS ESL					9,000.00	9,000.00	0.00	0.00
57	CONT SERV-COMPUTERS-PS-ST COMP					0.00	0.00	0.00	0.00
58	CONT SERV-COMPUTERS- ES					15,500.00	15,492.09	0.00	7.91
59	CONT SERV-COMPUTERS-ES-ESL					3,000.00	3,000.00	0.00	0.00
60	CONT SERV-COMPUTERS-ES-ST COMP					0.00	0.00	0.00	0.00
61	CONT SERV-TECHNOLOGY-HS					3,250.00	0.00	0.00	3,250.00
62	CONT SERV-TECHNOLOGY-MS					3,250.00	119.99	0.00	3,130.01
63	CONT SERV-TECHNOLOGY-PS					3,250.00	279.97	225.00	2,745.03
64	CONT SERV-TECHNOLOGY-ES					3,250.00	0.00	0.00	3,250.00
65	TOTAL					136,600.00	115,450.51	4,104.00	17,045.49
66									
67	INST SUPPLIES-HS					14,000.00	6,534.85	517.08	6,948.07
68	INST SUPPLIES-HS-G/T					100.00	53.97	0.00	46.03
69	INST SUPPLIES-HS-ESL					300.00	0.00	0.00	300.00
70	INST SUPPLIES-HS-ST COMP					5,855.00	5,824.72	32.97	(2.69)
71	INST SUPPLIES-HS-ENTENDED DAY					1,500.00	0.00	0.00	1,500.00
72	INST SUPPLIES-HS ALLOTMENT					6,645.00	0.00	0.00	6,645.00
73	INST SUPPLIES-MS					12,500.00	5,482.02	0.00	7,017.98
74	INST SUPPLIES-MS-G/T					1,608.97	1,607.03	0.00	1.94
75	INST SUPPLIES-MS-ESL					300.00	246.23	0.00	53.77
76	INST SUPPLIES-MS-ST COMP					2,000.00	1,322.49	160.00	517.51
77	INST SUPPLIES-MS-EXTENDED DAY					1,500.00	414.56	0.00	1,085.44
78	INST SUPPLIES-PS					18,000.00	7,218.94	104.28	10,676.78
79	INST SUPPLIES-PS-G/T					500.00	0.00	0.00	500.00
80	INST SUPPLIES-PS-ESL					500.00	296.06	0.00	203.94
81	INST SUPPLIES-PS-ST COMP					1,000.00	0.00	0.00	1,000.00
82	INST SUPPLIES-PS-AFTER SCHOOL					1,500.00	0.00	0.00	1,500.00
83	INST SUPPLIES-ES					18,000.00	8,534.77	957.04	8,508.19
84	INST SUPPLIES-ES-G/T					500.00	338.29	0.00	161.71
85	INST SUPPLIES-ES-ESL					300.00	0.00	0.00	300.00
86	INST SUPPLIES-ES-ST COMP					2,000.00	624.14	0.00	1,375.86
87	INST SUPPLIES-ES-AFTER SCHOOL					1,500.00	186.12	0.00	1,313.88
88	IST SUPPLIES-CURRICULUM-ES					600.00	0.00	0.00	600.00
89	SUPPLIES-DISTRICT					0.00	0.00	0.00	0.00
90	GENERAL SUPPLIES-HS					6,850.18	0.00	0.00	6,850.18
91	GENERAL SUPPLIES-MS					997.05	0.00	0.00	997.05
92	GENERAL SUPPLIES-PS					4,735.00	0.00	0.00	4,735.00
93	GENERAL SUPPLIES-ES					5,000.00	0.00	0.00	5,000.00
94	ENGLISH-HS					600.00	151.80	0.00	448.20
95	ENGLISH-MS					850.00	712.97	232.46	(95.43)
96	SPEECH-HS					50.00	0.00	0.00	50.00
97	SPEECH-MS					200.00	0.00	0.00	200.00
98	JOURNALISM-HS					300.00	300.00	0.00	0.00
99	JOURNALISM-MS					0.00	0.00	0.00	0.00

	A	B	C	D	E	F	G	H	I
100	DRAMA-HS					4,100.00	1,101.31	0.00	2,998.69
101	DRAMA-MS					250.00	0.00	0.00	250.00
102	READING-MS					1,104.87	1,104.87	0.00	0.00
103	SPANISH-HS					200.00	0.00	0.00	200.00
104	BAND-HS					18,682.25	13,955.00	4,343.83	383.42
105	CHOIR-HS					1,000.00	447.95	0.00	552.05
106	BAND-MS					5,000.00	4,536.71	0.00	463.29
107	CHOIR-MS					1,000.00	248.26	0.00	751.74
108	HISTORY-HS					250.00	0.00	0.00	250.00
109	HISTORY-MS					1,884.00	1,883.12	0.00	0.88
110	MATH-HS					5,705.99	5,705.99	0.00	0.00
111	MATH-MS					1,600.00	1,581.05	0.00	18.95
112	ART-HS					1,234.00	942.63	0.00	291.37
113	ART-MS					1,000.00	620.45	379.00	0.55
114	ART-PS					2,400.00	2,265.64	0.00	134.36
115	ART-ES					600.00	453.78	0.00	146.22
116	SCIENCE-HS					18,436.00	17,805.70	95.00	535.30
117	SCIENCE-MS					2,320.00	2,172.09	0.00	147.91
118	SCIENCE-ES					2,500.00	375.89	240.00	1,884.11
119	MUSIC-PS					500.00	0.00	0.00	500.00
120	MUSIC-ES					500.00	83.06	0.00	416.94
121	PE-HS					739.95	690.57	0.00	49.38
122	PE-MS					750.00	702.70	0.00	47.30
123	PE-PS					950.00	766.56	0.00	183.44
124	PE-ES					700.00	687.28	0.00	12.72
125	INST HEALTH-HS					0.00	0.00	0.00	0.00
126	BUSINESS DEPT-HS					1,000.00	181.11	100.00	718.89
127	KEYBOARDING-MS					500.00	332.56	0.00	167.44
128	HEALTH-HS					0.00	0.00	0.00	0.00
129	SIXTH GRADE-MS					0.00	0.00	0.00	0.00
130	KINDERGARTEN-PS					3,015.00	2,807.73	234.00	(26.73)
131	FIRST GRADE-PS					3,500.00	2,828.27	130.62	541.11
132	SECOND GRADE-PS					3,000.00	2,568.16	199.00	232.84
133	PRE-K/HEAD START-PS					1,150.00	997.29	150.00	2.71
134	THIRD GRADE-ES					3,800.00	3,099.41	691.96	8.63
135	FOURTH GRADE-ES					2,300.00	1,740.93	503.65	55.42
136	FIFTH GRADE-ES					3,400.00	1,882.77	1,383.97	133.26
137	COMPUTER LAB-MS					2,314.08	2,232.00	0.00	82.08
138	COMPUTER LAB-PS					900.00	576.36	0.00	323.64
139	COMPUTER LAB-ES					2,000.00	0.00	0.00	2,000.00
140	CAREER & TECH-HS					0.00	0.00	0.00	0.00
141	VO AGRICULTURE-HS					2,564.91	2,537.79	0.00	27.12
142	HOMEMAKING-HS					2,500.00	1,978.89	0.00	521.11
143	AUTO MECH-HS					2,500.00	2,481.23	0.00	18.77
144	D E -HS					1,000.00	915.23	0.00	84.77
145	SPEECH THERAPY-PS					0.00	0.00	0.00	0.00
146	SPEECH THERAPY-ES					0.00	0.00	0.00	0.00
147	CONTENT MASTERY-HS					0.00	0.00	0.00	0.00
148	SPECIAL ED-HS					2,000.00	1,466.29	0.00	533.71
149	SPECIAL ED-MS					2,000.00	1,458.16	0.00	541.84
150	SPECIAL ED-PS					750.00	655.81	0.00	94.19

	A	B	C	D	E	F	G	H	I
151	SPECIAL ED-ES					2,000.00	1,933.44	0.00	66.56
152	SUPPLIES-HS-SCIENCE-RENOVATIONS					0.00	0.00	0.00	0.00
153	SUPPLIES-TECHNOLOGY-HS**					10,000.00	9,440.13	0.00	559.87
154	SUPPLEIS-TECHNOLOGY-HS C/T					0.00	0.00	0.00	0.00
155	SUPPLIES-TECHNOLOGY-MS**					10,000.00	9,906.69	0.00	93.31
156	SUPPLIES-TECHNOLOGY-PS**					10,000.00	9,906.68	0.00	93.32
157	SUPPLIES-TECHNOLOGY-ES**					10,000.00	9,592.90	0.00	407.10
158	TOTAL					265,892.25	169,499.40	10,454.86	85,937.99
159									
160	GENERAL TRAVEL-HS					1,900.00	0.00	0.00	1,900.00
161	TRAVEL-BUSINESS-HS					175.00	156.90	0.00	18.10
162	TRAVEL-DRAFTING-HS					0.00	0.00	0.00	0.00
163	TRAVEL-VO AG-HS					5,325.00	5,106.76	0.00	218.24
164	TRAVEL-HOMEMAKING-HS					2,000.00	1,527.42	0.00	472.58
165	TRAVEL-AUTO MECH-HS					0.00	0.00	0.00	0.00
166	TRAVEL-DE-HS					1,000.00	528.17	0.00	471.83
167	TRAVEL-SP ED-NON EMPLOYEE					2,500.00	604.00	0.00	1,896.00
168	FEE/DUES-ES					0.00	0.00	0.00	0.00
169	GRADUATION EXPENSE					2,600.00	2,555.94	0.00	44.06
170	TOTAL					15,500.00	10,479.19	0.00	5,020.81
171									
172	VECHILE-VO AG					0.00	0.00	0.00	0.00
173	EQUIP/FURN>5,000-VO AG					0.00	0.00	0.00	0.00
174	FURN/EQUIP-HS					9,443.02	4,426.69	0.00	5,016.33
175	FURN/EQUIP-C/T					18,500.00	18,468.24	0.00	31.76
176	FURN/EQUIP-HS ALLOTMENT					0.00	0.00	0.00	0.00
177	FURN/EQUIP-MS					7,169.91	6,305.49	0.00	864.42
178	FURN/EQUIP-MS-ST COMP					599.99	599.99	0.00	0.00
179	FURN/EQUIP-PS					10,000.00	2,978.63	1,369.28	5,652.09
180	FURN/EQUIP-ES					8,550.00	4,559.05	0.00	3,990.95
181	FURN/EQUIP-DISTRICT WIDE					25,000.00	0.00	23,808.00	1,192.00
182	FURN/EQUIP-HS-ENGLISH					624.99	0.00	624.99	0.00
183	FURN/EQUIP-DRAMA					0.00	0.00	0.00	0.00
184	FURN/EQUIP-MS-READING					0.00	0.00	0.00	0.00
185	FURN/EQUIP-SPANISH					0.00	0.00	0.00	0.00
186	BAND INSTRUMENTS-HS					63,012.75	54,346.00	3,878.96	4,787.79
187	FURN/EQUIP-HS CHOIR					0.00	0.00	0.00	0.00
188	BAND INSTRUMENTS-MS					33,305.00	33,305.00	0.00	0.00
189	FURN/EQUIP-HS HISTORY					0.00	0.00	0.00	0.00
190	FURN/EQUIP-MS-HISTORY					0.00	0.00	0.00	0.00
191	FURN/EQUIP-HS-MATH					207.98	207.98	0.00	0.00
192	FURN/EQUIP-MS-MATH					695.00	695.00	0.00	0.00
193	FURN/EQUIP-HS-SCIENCE					32,650.00	0.00	119.00	32,531.00
194	FURN/EQUIP-MS-SCIENCE					0.00	0.00	0.00	0.00
195	FURN/EQUIP-PS-MUSIC					0.00	0.00	0.00	0.00
196	FURN/EQUIP-ES-MUSIC					0.00	0.00	0.00	0.00
197	FURN/EQUIP-PS-PE					0.00	0.00	0.00	0.00
198	FURN/EQUIP-ES-PE					0.00	0.00	0.00	0.00
199	FURN/EQUIP-KEYBOARDING-MS					399.00	399.00	0.00	0.00
200	FURN/EQUIP-PS-PRE-K					0.00	0.00	0.00	0.00
201	FURN/EQUIP-PS-KINDERGARTEN					0.00	0.00	0.00	0.00

	A	B	C	D	E	F	G	H	I
202	FURN/EQUIP-PS-FIRST GRADE					0.00	0.00	0.00	0.00
203	FURN/EQUIP-PS-SECOND GRADE					0.00	0.00	0.00	0.00
204	FURN/EQUIP-HEAD START					0.00	0.00	0.00	0.00
205	FURN/EQUIP-ES-THIRD GRADE					0.00	0.00	0.00	0.00
206	FURN/EQUIP-ES-FOURTH GRADE					0.00	0.00	0.00	0.00
207	FURN/EQUIP-ES-FIFTH GRADE					0.00	0.00	0.00	0.00
208	FURN/EQUIP-HS-CAREER/TECH					0.00	0.00	0.00	0.00
209	FURN/EQUIP-VO AG					0.00	0.00	0.00	0.00
210	FURN/EQUIP-DE					0.00	0.00	0.00	0.00
211	FURN/EQUIP-HS-AUTO MECH					0.00	0.00	0.00	0.00
212	FURN/EQUIP-PS-SPEECH					0.00	0.00	0.00	0.00
213	FURN/EQUIP-HS-SP ED					349.00	349.00	0.00	0.00
214	FURN/EQUIP-MS-SP ED					511.11	511.11	0.00	0.00
215	FURN/EQUIP-PS-SP ED					0.00	0.00	0.00	0.00
216	FURN/EQUIP-ES-SP ED					0.00	0.00	0.00	0.00
217	FURN/EQUIP-HS-SCIENCE-RENOVATIONS					0.00	0.00	0.00	0.00
218	FURN/EQUIP-HS TECHNOLOGY**					76,500.00	50,799.00	1,703.27	23,997.73
219	FURN/EQUIP-HS-C/T					0.00	0.00	0.00	0.00
220	FURN/EQUIP-HS-ST COMP					0.00	0.00	0.00	0.00
221	FURN/EQUIP-MS TECHNOLOGY**					2,000.00	0.00	1,703.27	296.73
222	FURN/EQUIP-PS TECHNOLOGY**					2,000.00	0.00	1,703.27	296.73
223	FURN/EQUIP-ES TECHNOLOGY**					14,950.00	0.00	1,703.28	13,246.72
224	FURN/EQUIP-ES-ST COMP					0.00	0.00	0.00	0.00
225	TOTAL					306,467.75	177,950.18	36,613.32	91,904.25
226									
227	TOTAL INSTRUCTION					7,886,969.00	6,029,313.99	511,263.28	1,346,391.73
228									
229									
230									
231	SUBSTITUTES					1,000.00	820.00	0.00	180.00
232	SALARIES					145,221.00	126,576.94	12,101.47	6,542.59
233	FIMM					2,145.00	1,697.63	0.00	447.37
234	HEALTH INSURANCE					11,736.00	10,268.98	0.00	1,467.02
235	WORKER'S COMPENSATION					696.00	572.97	0.00	123.03
236	TRS ON BEHALF					0.00	0.00	0.00	0.00
237	UNEMPLOYMENT					122.00	107.31	0.00	14.69
238	TEACHER RETIREMENT/TRS CARE					2,119.00	1,991.89	0.00	127.11
239	PERSONAL DAYS					1,672.00	150.00	0.00	1,522.00
240	TOTAL					164,711.00	142,185.72	12,101.47	10,423.81
241									
242	REGION VII SERVICES-HS					0.00	0.00	0.00	0.00
243	REGION VII SERVICES-MS					0.00	0.00	0.00	0.00
244	REGION VII SERVICES-PS					0.00	0.00	0.00	0.00
245	REGION VII SERVICES-ES					0.00	0.00	0.00	0.00
246	AUDIO VISUAL/REPAIR-HS					0.00	0.00	0.00	0.00
247	AUDIO VISUAL/REPAIR-MS					0.00	0.00	0.00	0.00
248	AUDIO VISUAL/REPAIR-PS					0.00	0.00	0.00	0.00
249	AUDIO VISUAL/REPAIR-ES					0.00	0.00	0.00	0.00
250	CONTRACTED SERVICES-HS					2,519.00	1,501.92	1,000.00	17.08
251	CONTRACTED SERVICES-MS					1,000.00	0.00	1,000.00	0.00

12-LIBRARY

	A	B	C	D	E	F	G	H	I
252	CONTRACTED SERVICES-PS					1,250.00	250.00	1,000.00	0.00
253	CONTRACTED SERVICES-ES					1,000.00	0.00	1,000.00	0.00
254	TOTAL					5,769.00	1,751.92	4,000.00	17.08
255									
256	MAGAZINES/BOOKS-HS					8,700.00	8,694.91	0.00	5.09
257	MAGAZINES/BOOKS-MS					6,750.00	6,697.14	0.00	52.86
258	MAGAZINES/BOOKS-PS					7,100.00	7,030.22	0.00	69.78
259	MAGAZINES/BOOKS-ES					6,325.00	6,291.27	0.00	33.73
260	AUDIO VISUAL & OTHER INST SUPPLY-HS					500.00	315.47	0.00	184.53
261	AUDIO VISUAL & OTHER INST SUPPLY-MS					791.00	627.49	0.00	163.51
262	AUDIO VISUAL & OTHER INST SUPPLY-PS					2,691.00	2,422.15	0.00	268.85
263	AUDIO VISUAL & OTHER INST SUPPLY-ES					475.00	463.14	0.00	11.86
264	TOTAL					33,332.00	32,541.79	0.00	790.21
265									
266	TRAVEL-HS					1,000.00	1,097.45	0.00	(97.45)
267	TRAVEL-MS					50.00	99.00	0.00	(49.00)
268	TRAVEL-PS					50.00	99.00	0.00	(49.00)
269	TRAVEL-ES					700.00	1,261.79	0.00	(561.79)
270	FEES/DUES-HS					500.00	500.00	0.00	0.00
271	TOTAL					2,300.00	3,057.24	0.00	(757.24)
272									
273	FURN/EQUIP-HS					490.00	449.00	0.00	41.00
274	FURN/EQUIP-MS					464.00	460.15	0.00	3.85
275	FURN/EQUIP-PS					464.00	460.15	0.00	3.85
276	FURN/EQUIP-ES					500.00	460.15	0.00	39.85
277	TOTAL					1,918.00	1,829.45	0.00	88.55
278									
279	TOTAL LIBRARY					208,030.00	181,366.12	16,101.47	10,562.41
280									
281	<i>13-STAFF DEVELOPMENT</i>								
282									
283	DEPARTMENT HEAD/JUDGE TRUST					11,050.00	9,620.43	882.57	547.00
284	FIMM					142.00	116.01	0.00	25.99
285	HEALTH INSURANCE					744.00	653.41	0.00	90.59
286	WORKER'S COMPENSATION					0.00	40.93	0.00	(40.93)
287	TRS ON-BEHALF					0.00	0.00	0.00	0.00
288	UNEMPLOYMENT					0.00	7.66	0.00	(7.66)
289	TEACHER RETIREMENT/TRS CARE					251.00	231.44	0.00	19.56
290	TOTAL					12,187.00	10,669.88	882.57	634.55
291									
292	CONTRACTED STAFF DEVELOPMENT-HS ALLO					500.00	0.00	0.00	500.00
293	CONTRACTED STAFF-DEVELOPMENT					20,500.00	12,500.00	0.00	8,000.00
294	STAFF DEVELOPMENT-REGION VII					7,990.00	7,598.00	0.00	392.00
295	STAFF DEVELOPMENT-G/T-REGION VII					11,000.00	11,000.00	0.00	0.00
296	STAFF DEVELOPMENT-CT-REGION VII					3,810.00	3,806.00	0.00	4.00
297	TOTAL					43,800.00	34,904.00	0.00	8,896.00
298									
299	SUPPLIES-IN SERVICE					2,000.00	1,893.63	0.00	106.37
300	TOTAL					2,000.00	1,893.63	0.00	106.37
301									

	A	B	C	D	E	F	G	H	I
302	TRAVEL-HS-REG					1,445.78	1,146.48	0.00	299.30
303	TRAVEL-HS-VOC					2,217.04	2,217.04	0.00	0.00
304	TRAVEL-HS-SP ED					0.00	0.00	0.00	0.00
305	TRAVEL-HS-ST COMP					0.00	0.00	0.00	0.00
306	TRAVEL-HS-ESL					0.00	0.00	0.00	0.00
307	TRAVEL-HS ALLOTMENT					10,972.18	10,972.18	0.00	0.00
308	TRAVEL-MS-REG					2,500.00	1,186.75	0.00	1,313.25
309	TRAVEL-MS-SP ED					0.00	0.00	0.00	0.00
310	TRAVEL-MS-ST COMP					0.00	0.00	0.00	0.00
311	TRAVEL-MS-ESL					0.00	0.00	0.00	0.00
312	TRAVEL-PS-REG					9,228.25	0.00	0.00	9,228.25
313	TRAVEL-PS-G/T					50.00	50.00	0.00	0.00
314	TRAVEL-PS-SP ED					100.00	100.00	0.00	0.00
315	TRAVEL-ES-REG					4,398.80	2,004.09	0.00	2,394.71
316	TRAVEL-ES-G/T					101.20	101.20	0.00	0.00
317	TRAVEL-ES-SP ED					0.00	0.00	0.00	0.00
318	TRAVEL ES-ESL					0.00	0.00	0.00	0.00
319	TRAVEL-ALL SCHOOLS					319.00	0.00	0.00	319.00
320	TRAVEL -TECHNOLOGY					6,902.75	6,858.99	0.00	43.76
321	MISC OPERATING-HS-REG					510.00	510.00	0.00	0.00
322	MISC OPERATING-HS-SP ED					0.00	0.00	0.00	0.00
323	MISC OPERATING-HS-VOC					355.00	355.00	0.00	0.00
324	MISC OEPRATING-HS-G/T					0.00	0.00	0.00	0.00
325	MISC OPERATING-MS-REG					0.00	0.00	0.00	0.00
326	MISC OPERATING-MS-G/T					0.00	0.00	0.00	0.00
327	MISC OPERATING-MS-SP ED					0.00	0.00	0.00	0.00
328	MISC OPERATING-MS-ESL					0.00	0.00	0.00	0.00
329	MISC OPERATING-PS-REG					0.00	0.00	0.00	0.00
330	MISC OPERATING-PS-SP ED					0.00	0.00	0.00	0.00
331	MISC OPERATING-PS-ST COMP					0.00	0.00	0.00	0.00
332	MISC OPERATING-PS-ESL					0.00	0.00	0.00	0.00
333	MISC OPERATING-ES-REG					0.00	0.00	0.00	0.00
334	MISC OPERATING-ES-G/T					0.00	0.00	0.00	0.00
335	MISC OPERATING-ES-SP ED					0.00	0.00	0.00	0.00
336	MISC OPERATING-ES-ESL					0.00	0.00	0.00	0.00
337	TOTAL					39,100.00	25,501.73	0.00	13,598.27
338									
339	TOTAL STAFF DEVELOPMENT					97,087.00	72,969.24	882.57	23,235.19
340									
341		<i>21-INSTRUCTIONAL LEADERSHIP</i>							
342									
343	SALARY					64,443.00	61,932.48	0.00	2,510.52
344	FIMM					941.00	839.08	0.00	101.92
345	HEALTH INSURANCE					2,931.00	2,768.85	0.00	162.15
346	WORKER'S COMPENSATION					292.00	249.28	0.00	42.72
347	TRS ON-BEHALF					0.00	0.00	0.00	0.00
348	UNEMPLOYMENT					51.00	46.69	0.00	4.31
349	TEACHER RETIREMENT/TRS CARE					2,423.00	2,332.69	0.00	90.31
350	PERSONAL DAYS					596.00	1,000.00	0.00	(404.00)
351	TOTAL					71,677.00	69,169.07	0.00	2,507.93

	A	B	C	D	E	F	G	H	I	
352										
353	CONTRACTED SERVICE					0.00	0.00	0.00	0.00	
354										
355	SUPPLIES					500.00	237.88	50.00	212.12	
356										
357	TRAVEL					1,750.00	2,387.30	0.00	(637.30)	
358	DUES					250.00	255.00	0.00	(5.00)	
359	TOTAL					2,000.00	2,642.30	0.00	(642.30)	
360										
361	FURN/EQUIP					0.00	0.00	0.00	0.00	
362										
363	TOTAL INSTRUCTIONAL LEADERSHIP					74,177.00	72,049.25	50.00	2,077.75	
364										
365	<i>23-SCHOOL ADMINISTRATION</i>									
366	SUBSTITUTES					2,000.00	1,127.50	0.00	872.50	
367	SALARIES					618,158.00	542,880.76	10,143.98	65,133.26	
368	FIMM					9,105.00	7,228.51	0.00	1,876.49	
369	HEALTH INSURANCE					43,026.00	37,973.84	0.00	5,052.16	
370	WORKER'S COMPENSATION					2,720.00	2,422.11	0.00	297.89	
371	TRS ON-BEHALF					0.00	0.00	0.00	0.00	
372	UNEMPLOYMENT					476.00	453.62	0.00	22.38	
373	TEACHER RETIREMENT/TRS CARE					12,282.00	11,102.51	0.00	1,179.49	
374	PERSONAL DAYS					9,200.00	3,800.00	0.00	5,400.00	
375	TOTAL					696,967.00	606,988.85	10,143.98	79,834.17	
376										
377	PRINTING-HS					2,000.00	1,225.64	0.00	774.36	
378	PRINTING-MS					2,000.00	929.02	259.00	811.98	
379	PRINTING-PS					2,000.00	417.65	0.00	1,582.35	
380	PRINTING-ES					2,000.00	417.64	0.00	1,582.36	
381	TOTAL					8,000.00	2,989.95	259.00	4,751.05	
382										
383	SUPPLIES-HS					2,663.41	1,630.06	48.74	984.61	
384	SUPPLIES-MS					2,675.84	1,885.41	48.74	741.69	
385	SUPPLIES-PS					3,000.00	1,185.93	248.03	1,566.04	
386	SUPPLIES-ES					2,687.42	1,390.75	70.73	1,225.94	
387	DISTRICT EXPENSES-HS					1,000.00	951.78	0.00	48.22	
388	DISTRICT EXPENSES-MS					1,000.00	752.32	0.00	247.68	
389	DISTRICT EXPENSES-PS					1,000.00	881.54	0.00	118.46	
390	DISTRICT EXPENSES-ES					1,000.00	395.62	0.00	604.38	
391	POSTAGE-HS					4,000.00	3,934.49	9.32	56.19	
392	POSTAGE-MS					3,000.00	2,972.25	0.00	27.75	
393	POSTAGE-PS					1,500.00	1,455.70	0.00	44.30	
394	POSTAGE-ES					1,500.00	1,455.70	0.00	44.30	
395	TOTAL					25,026.67	18,891.55	425.56	5,709.56	
396										
397	TRAVEL-HS					4,085.00	2,077.90	0.00	2,007.10	
398	TRAVEL-MS					2,305.00	2,307.48	0.00	(2.48)	
399	TRAVEL-PS					1,590.00	1,219.14	0.00	370.86	
400	TRAVEL-ES					2,565.00	1,504.41	0.00	1,060.59	
401	BONDING-HS					0.00	0.00	0.00	0.00	

	A	B	C	D	E	F	G	H	I
402	TRAVEL-ALL SCHOOLS					0.00	0.00	0.00	0.00
403	DUES-HS					390.00	390.00	0.00	0.00
404	DUES-MS					195.00	405.00	0.00	(210.00)
405	DUES-PS					410.00	410.00	0.00	0.00
406	DUES-ES					0.00	0.00	0.00	0.00
407	TOTAL					11,540.00	8,313.93	0.00	3,226.07
408									
409	FURN/EQUIP-HS					336.59	336.59	0.00	0.00
410	FURN/EQUIP-MS					324.16	324.16	0.00	0.00
411	FURN/EQUIP-PS					0.00	0.00	0.00	0.00
412	FURN/EQUIP-ES					312.58	312.58	0.00	0.00
413	TOTAL					973.33	973.33	0.00	0.00
414									
415	TOTAL SCHOOL ADMINISTRATION					742,507.00	638,157.61	10,828.54	93,520.85
416									
417	<i>31-COUNSELING</i>								
418									
419	SALARIES					277,400.00	236,669.38	16,639.89	24,090.73
420	FIMM					4,088.00	3,167.26	0.00	920.74
421	HEALTH INSURANCE					15,654.00	10,416.83	0.00	5,237.17
422	WORKER'S COMPENSATION					1,136.00	1,067.81	0.00	68.19
423	TRS ON-BEHALF					0.00	0.00	0.00	0.00
424	UNEMPLOYMENT					199.00	199.98	0.00	(0.98)
425	TEACHER RETIREMENT/TRS CARE					4,314.00	3,846.42	0.00	467.58
426	PERSONAL DAYS					4,400.00	1,000.00	0.00	3,400.00
427	TOTAL					307,191.00	256,367.68	16,639.89	34,183.43
428									
429	REGION VII ESC					1,500.00	1,500.00	0.00	0.00
430	TEST SCORING-HS					250.00	0.00	0.00	250.00
431	TEST SCORING-MS					200.00	0.00	0.00	200.00
432	TEST SCORING-PS					200.00	0.00	0.00	200.00
433	TEST SCORING-ES					250.00	0.00	0.00	250.00
434	TOTAL					2,400.00	1,500.00	0.00	900.00
435									
436	TEST MATERIALS-HS					500.00	0.00	0.00	500.00
437	TEST MATERIALS-MS					500.00	0.00	0.00	500.00
438	TEST MATERIALS-PS					700.00	278.29	0.00	421.71
439	TEST MATERIALS-ES					700.00	0.00	0.00	700.00
440	SUPPLIES-HS					1,250.00	224.76	0.00	1,025.24
441	SUPPLIES-MS					700.00	289.56	0.00	410.44
442	SUPPLIES-PS					1,000.00	333.17	0.00	666.83
443	SUPPLIES-ES					750.00	282.13	0.00	467.87
444	POSTAGE-HS					250.00	250.00	0.00	0.00
445	POSTAGE-MS					250.00	250.00	0.00	0.00
446	TOTAL					6,600.00	1,907.91	0.00	4,692.09
447									
448	TRAVEL-HS					1,825.00	1,339.39	0.00	485.61
449	TRAVEL-MS					1,350.00	356.00	0.00	994.00
450	TRAVEL-PS					1,425.00	418.82	470.64	535.54
451	TRAVEL-ES					1,425.00	1,034.47	0.00	390.53

	A	B	C	D	E	F	G	H	I
452	TRAVEL-ES-TSII					0.00	0.00	0.00	0.00
453	MEMBERSHIP/DUES-HS					125.00	125.00	0.00	0.00
454	MEMBERSHIP/DUES-MS					0.00	0.00	0.00	0.00
455	MEMBERSHIP/DUES-PS					125.00	125.00	0.00	0.00
456	MEMBERSHIP/DUES-ES					125.00	125.00	0.00	0.00
457	FEES & DUES-COLLEGE FAIR-HS					0.00	0.00	0.00	0.00
458	FEES-PS-STUDENTS					0.00	0.00	0.00	0.00
459	TOTAL					6,400.00	3,523.68	470.64	2,405.68
460									
461	FURNITURE-HS					450.00	0.00	0.00	450.00
462	FURNITURE-MS					0.00	0.00	0.00	0.00
463	FURNITURE-PS					0.00	0.00	0.00	0.00
464	TOTAL					450.00	0.00	0.00	450.00
465									
466	<u>TOTAL COUNSELING</u>					<u>323,041.00</u>	<u>263,299.27</u>	<u>17,110.53</u>	<u>42,631.20</u>
467									
468	<i>33-HEALTH SERVICES</i>								
469									
470	SALARIES					104,352.00	89,478.13	9,883.91	4,989.96
471	FIMM					1,532.00	1,243.12	0.00	288.88
472	HEALTH INSURANCE					7,818.00	6,840.74	0.00	977.26
473	WORKER'S COMPENSATION					560.00	457.63	0.00	102.37
474	TRS ON-BEHALF					0.00	0.00	0.00	0.00
475	UNEMPLOYMENT					98.00	85.71	0.00	12.29
476	TEACHER RETIREMENT/TRS CARE					16,420.00	15,316.71	0.00	1,103.29
477	PERSONAL DAYS					1,400.00	0.00	0.00	1,400.00
478	TOTAL					132,180.00	113,422.04	9,883.91	8,874.05
479									
480	CONT SERVICES-FINGERPRINTING					0.00	0.00	0.00	0.00
481	CONT SERVICES-NURSING-HS					0.00	0.00	0.00	0.00
482	CONT SERVICES-NURSING-MS					0.00	0.00	0.00	0.00
483	CONT SERVICES-NURSING-PS					0.00	0.00	0.00	0.00
484	CONT SERVICES-NURSING-ES					0.00	0.00	0.00	0.00
485	CONT SERVICES-HS					80.00	50.00	0.00	30.00
486	CONT SERVICES-MS					80.00	50.00	0.00	30.00
487	CONT SERVICES-PS					80.00	50.00	0.00	30.00
488	CONT SERVICES-ES					80.00	50.00	0.00	30.00
489	TOTAL					320.00	200.00	0.00	120.00
490									
491	SUPPLIES-HS					909.88	638.15	0.00	271.73
492	SUPPLIES-MS					645.38	638.18	0.00	7.20
493	SUPPLIES-PS					909.90	638.18	0.00	271.72
494	SUPPLIES-ES					701.38	638.20	0.00	63.18
495	TOTAL					3,166.54	2,552.71	0.00	613.83
496									
497	TRAVEL-HS					270.12	295.47	0.00	(25.35)
498	TRAVEL-MS					294.62	320.54	0.00	(25.92)
499	TRAVEL-PS					270.11	296.03	0.00	(25.92)
500	TRAVEL-ES					338.62	342.03	0.00	(3.41)
501	TOTAL					1,173.47	1,254.07	0.00	(80.60)

	A	B	C	D	E	F	G	H	I
552									
553	36-COCURRICULAR/EXTRACURRICULAR								
554									
555	SALARIES/STIPENDS					279,976.00	240,705.07	12,844.19	26,426.74
556	FIMM					4,065.00	3,320.04	0.00	744.96
557	HEALTH INSURANCE					13,619.00	11,866.45	0.00	1,752.55
558	WORKER'S COMPENSATION					932.00	1,067.81	0.00	(135.81)
559	TRS ON-BEHALF					0.00	0.00	0.00	0.00
560	UNEMPLOYMENT					163.00	199.98	0.00	(36.98)
561	TEACHER RETIREMENT/TRS CARE					8,254.00	5,447.26	0.00	2,806.74
562	TOTAL					307,009.00	262,606.61	12,844.19	31,558.20
563									
564	DRUG TESTING-HS					2,422.00	2,422.00	0.00	0.00
565	DRUG TESTING-MS					1,022.00	1,022.00	0.00	0.00
566	DRUG DOGS-HS					562.50	562.50	0.00	0.00
567	DRUG DOGS-MS					165.50	112.50	0.00	53.00
568	CONTRACTED ATHLETIC TRAINER					9,000.00	8,876.00	0.00	124.00
569	REPAIR ATHLETICS-HS					4,840.00	1,800.00	0.00	3,040.00
570	REPAIR-ATHLETICS-MS					2,500.00	2,500.00	0.00	0.00
571	RENTAL-DRAMA-HS					0.00	0.00	0.00	0.00
572	RENTAL-ATHLETICS					272.25	272.25	0.00	0.00
573	RENTAL-STADIUM/GYM					1,000.00	389.77	0.00	610.23
574	GAME OFFICIALS-HS					20,000.00	17,400.34	0.00	2,599.66
575	GAME OFFICIALS-MS					7,000.00	5,781.34	0.00	1,218.66
576	GAME WORKERS-HS					6,500.00	845.00	0.00	5,655.00
577	GAME WORKERS-MS					3,000.00	1,067.50	0.00	1,932.50
578	GAME CONTRACTS					0.00	0.00	0.00	0.00
579	CONTRACTED SERVICE-HS DRAMA					1,500.00	45.00	0.00	1,455.00
580	CONTRACTED SERVICE-MS-DRAMA					35.00	35.00	0.00	0.00
581	CONTRACTED SERVICE-HS-BAND					17,800.00	15,270.50	2,500.00	29.50
582	CONTRACTED SERVICE-MS-BAND					0.00	0.00	0.00	0.00
583	CONTRACTED SERVICE-HS-ATHLETICS					2,055.00	2,055.00	0.00	0.00
584	PRINTING					550.00	562.89	0.00	(12.89)
585	TOTAL					80,224.25	61,019.59	2,500.00	16,704.66
586									
587	ATHLETIC NEWSLETTER					500.00	198.00	0.00	302.00
588	UNIFORMS-FOOTBALL/BOYS BASKETBALL					10,000.00	5,209.00	4,791.80	(0.80)
589	DRAMA COSTUMES					1,000.00	0.00	0.00	1,000.00
590	BAND UNIFORMS					9,300.00	3,721.50	4,330.00	1,248.50
591	CHOIR UNIFORMS-HS					0.00	0.00	0.00	0.00
592	UIL SUPPLIES-HS					985.65	933.73	0.00	51.92
593	UIL SUPPLIES-MS					500.00	256.93	0.00	243.07
594	UIL SUPPLIES-PS					0.00	0.00	0.00	0.00
595	UIL SUPPLIES-ES					1,000.00	759.75	0.00	240.25
596	CHEERLEADERS-HS					1,000.00	0.00	0.00	1,000.00
597	CHEERLEADERS-MS					500.00	0.00	0.00	500.00
598	ALL ATHLETICS-HS					4,000.00	566.51	0.00	3,433.49
599	ALL ATHLETICS-MS					2,000.00	1,362.20	0.00	637.80
600	FOOTBALL-HS					13,000.00	4,103.45	8,914.72	(18.17)

	A	B	C	D	E	F	G	H	I
601	FOOTBALL-MS					4,000.00	1,937.04	1,389.00	673.96
602	BASKETBALL-HS					4,000.00	3,744.85	0.00	255.15
603	BASKETBALL-MS					1,500.00	1,205.25	0.00	294.75
604	TRACK-HS					4,000.00	3,920.68	0.00	79.32
605	TRACK-MS					1,500.00	204.68	0.00	1,295.32
606	BASEBALL-HS					4,000.00	3,924.69	0.00	75.31
607	VOLLEYBALL-HS					4,000.00	844.80	3,070.62	84.58
608	VOLLEYBALL-MS					1,500.00	0.00	1,426.27	73.73
609	GIRLS BASKETBALL-HS					4,000.00	3,998.91	0.00	1.09
610	GIRLS BASKETBALL-MS					1,500.00	1,500.00	0.00	0.00
611	GIRLS TRACK-HS					4,000.00	0.00	2,420.77	1,579.23
612	GIRLS TRACK-MS					1,500.00	1,100.24	0.00	399.76
613	TENNIS-HS					1,500.00	206.00	0.00	1,294.00
614	GOLF-HS					1,500.00	337.66	0.00	1,162.34
615	WEIGHT TRAINING-HS					1,500.00	0.00	988.31	511.69
616	SOFTBALL-HS					4,000.00	3,948.99	0.00	51.01
617	OFF SEASON-HS					5,000.00	2,118.25	2,447.20	434.55
618	OFF SEASON-MS					0.00	0.00	0.00	0.00
619	TRAINER SUPPLIES-HS					5,000.00	3,844.75	401.26	753.99
620	CROSS COUNTRY-HS					1,500.00	394.70	1,082.30	23.00
621	TOTAL					99,285.65	50,342.56	31,262.25	17,680.84
622									
623	EMPLOYEE TRAVEL-DRAMA-HS					769.30	769.30	0.00	0.00
624	EMPLOYEE TRAVEL-BAND-HS					537.82	1,072.48	0.00	(534.66)
625	EMPLOYEE TRAVEL-CHOIR-HS					0.00	0.00	0.00	0.00
626	EMPLOYEE TRAVEL-BAND-MS					955.86	955.86	0.00	0.00
627	EMPLOYEE TRAVEL-MUSIC-ES					0.00	0.00	0.00	0.00
628	EMPLOYEE TRAVEL-ES-UIL					0.00	0.00	0.00	0.00
629	EMPLOYEE TRAVEL-ATHELTICS-HS					5,725.00	16,056.32	305.97	(10,637.29)
630	STUDENT MEALS/FEES-HS					120.00	120.00	0.00	0.00
631	STUDENT MEALS/FEES-MS					2,299.00	0.00	0.00	2,299.00
632	STUDENT MEALS/FEES-PS					0.00	0.00	0.00	0.00
633	STUDENT MEALS/FEES-ES					525.00	0.00	0.00	525.00
634	STUDENTS/REP DISTRICT-HS					0.00	612.00	0.00	(612.00)
635	STUDENTS/REP DISTRICT-MS					0.00	0.00	0.00	0.00
636	STUDENT TRAVEL-DRAMA-HS					0.00	0.00	0.00	0.00
637	STUDENT TRAVEL-DRAMA-MS					0.00	0.00	0.00	0.00
638	STUDENT TRAVEL-BAND-HS					4,266.32	6,668.68	0.00	(2,402.36)
639	STUDENT TRAVEL-BAND-MS					300.00	1,167.36	0.00	(867.36)
640	STUDENT TRAVEL-CHOIR-HS					40.00	795.00	0.00	(755.00)
641	STUDENT TRAVEL-BUS CLUB-HS					1,089.02	1,089.02	0.00	0.00
642	STUDENT TRAVEL-VO AG					890.00	3,202.76	0.00	(2,312.76)
643	STUDENT TRAVEL-HOME ECO					3,473.30	6,282.17	0.00	(2,808.87)
644	STUDENT TRAVEL-DECA-HS					2,101.48	2,101.48	0.00	0.00
645	STUDENT TRAVEL-UIL-HS					0.00	160.00	0.00	(160.00)
646	STUDENT TRAVEL-UIL-MS					590.00	0.00	0.00	590.00
647	STUDENT TRAVEL-UIL-PS					0.00	0.00	0.00	0.00
648	STUDENT TRAVEL-UIL-ES					375.00	375.00	0.00	0.00

	A	B	C	D	E	F	G	H	I
649	STUDENT TRAVEL-ACADEMICS-HS					0.00	0.00	0.00	0.00
650	STUDENT TRAVEL-ROPE TRICK-ES					0.00	0.00	0.00	0.00
651	STUDENT TRAVEL-ATHLETICS-HS					0.00	0.00	0.00	0.00
652	STUDENT TRAVEL-ATHLETICS-MS					0.00	0.00	0.00	0.00
653	STUDENT TRAVEL-HS-FOOTBALL					2,450.00	1,805.93	0.00	644.07
654	STUDENT TRAVEL-MS-FOOTBALL					2,000.00	1,210.00	0.00	790.00
655	STUDENT TRAVEL-HS BASKETBALL					2,000.00	1,937.13	0.00	62.87
656	STUDENT TRAVEL-MS BASKETBALL					1,225.00	615.91	0.00	609.09
657	STUDENT TRAVEL-HS TRACK					2,800.00	646.24	0.00	2,153.76
658	STUDENT TRAVEL-MS TRACK					1,800.00	561.50	0.00	1,238.50
659	STUDENT TRAVEL-HS BASEBALL					2,000.00	1,101.19	0.00	898.81
660	STUDENT TRAVEL-HS VOLLEYBALL					2,000.00	1,192.93	0.00	807.07
661	STUDENT TRAVEL-MS VOLLEYBALL					1,000.00	1,370.00	0.00	(370.00)
662	STUDENT TRAVEL-HS GIRLS BASKETBALL					2,000.00	2,260.68	0.00	(260.68)
663	STUDENT TRAVEL-MS GIRLS BASKETBALL					1,000.00	1,094.00	0.00	(94.00)
664	STUDENT TRAVEL-HS FIRLS TRACK					1,500.00	322.50	0.00	1,177.50
665	STUDENT TRAVEL-MS GIRLS TRACK					1,250.00	561.50	0.00	688.50
666	STUDENT TRAVEL-HS TENNIS					750.00	492.67	0.00	257.33
667	STUDENT TRAVEL-HS GOLF					750.00	915.97	0.00	(165.97)
668	STUDENT TRAVEL-HS WEIGHT LIFTING					1,000.00	223.00	0.00	777.00
669	STUDENT TRAVEL-HS SOFTBALL					2,000.00	1,034.28	0.00	965.72
670	STUDENT TRAVEL-HS CROSS COUNTRY					900.00	566.02	0.00	333.98
671	TRAVEL-NON EMPLOYEE-HS-BAND					0.00	0.00	0.00	0.00
672	STUDENT INSURANCE-HS					25,000.00	24,781.00	0.00	219.00
673	STUDENT INSURANCE-MS					25,000.00	24,781.00	0.00	219.00
674	DUES-BAND-HS					85.00	135.00	0.00	(50.00)
675	DUES-CHOIR-HS					50.00	50.00	0.00	0.00
676	DUES-BAND-MS					170.00	270.00	0.00	(100.00)
677	DUES-MUSIC-ES					0.00	0.00	0.00	0.00
678	DUES-ATHLETICS-HS					0.00	1,170.00	0.00	(1,170.00)
679	STUDENT ACTIVITY-HS					530.00	570.00	0.00	(40.00)
680	STUDENT ACTIVITY-MS					25.00	25.00	0.00	0.00
681	FEES & DUES-DRAMA-HS					275.00	275.00	0.00	0.00
682	FEES & DUES-DRAMA-MS					0.00	0.00	0.00	0.00
683	FEES & DUES-BAND-HS					2,475.00	2,775.00	0.00	(300.00)
684	FEES & DUES-CHOIR-HS					100.00	100.00	0.00	0.00
685	FEES & DUES-BAND-MS					1,437.00	2,337.00	0.00	(900.00)
686	FEES & DUES-CHOIR-MS					0.00	0.00	0.00	0.00
687	FEES-MUSIC-ES					0.00	0.00	0.00	0.00
688	FEES & DUES-BUS DEPT-HS					440.00	440.00	0.00	0.00
689	FEES & DUES-VO AG					356.00	827.00	0.00	(471.00)
690	FEES & DUES-HOME ECO					798.00	1,282.00	0.00	(484.00)
691	FEES & DUES-DE					545.00	545.00	0.00	0.00
692	UIL FEES-HS					232.00	232.00	0.00	0.00
693	UIL FEES-MS					0.00	0.00	0.00	0.00
694	UIL FEES-PS					225.00	0.00	0.00	225.00
695	UIL FEES-ES					300.00	0.00	0.00	300.00
696	ACADEMIC AWARDS-HS					0.00	244.00	0.00	(244.00)

	A	B	C	D	E	F	G	H	I
697	ACADEMIC AWARDS-MS					0.00	150.00	0.00	(150.00)
698	ACADEMIC AWARDS-ES					0.00	0.00	0.00	0.00
699	JUMP ROPE FEES-ES					0.00	0.00	0.00	0.00
700	CHEERLEADER FEES-HS					0.00	0.00	0.00	0.00
701	CHEERLEADER FEES-MS					0.00	0.00	0.00	0.00
702	DRUM MAJOR/FLAGS FEES-HS					0.00	0.00	0.00	0.00
703	DEBATE FEES-HS					0.00	0.00	0.00	0.00
704	DRAMA AWARDS/JACKETS-HS					0.00	0.00	0.00	0.00
705	BAND AWARD/JACKETS-HS					1,190.00	1,462.84	350.00	(622.84)
706	CHOIR AWARDS/JACKETS-HS					0.00	41.00	0.00	(41.00)
707	BAND AWARDS-MS					0.00	45.00	0.00	(45.00)
708	FEES & DUES-ATHLETICS-HS					19,500.00	14,381.01	0.00	5,118.99
709	FEES & DUES-ATHLETICS-MS					2,000.00	3,450.00	0.00	(1,450.00)
710	TROPHIES, MEDALS, RIBBONS-HS					2,750.00	1,842.00	0.00	908.00
711	TROPHIES, MEDALS, RIBBONS-MS					1,200.00	1,200.00	0.00	0.00
712	ATHLETICS AWARDS/JACKETS-HS					2,500.00	1,470.00	1,120.00	(90.00)
713	TOTAL					139,665.10	144,219.73	1,775.97	(6,330.60)
714									
715	EQUIPMENT-HS-FOOTBALL					0.00	0.00	0.00	0.00
716	EQUIPMENT-ALL ATHLETICS					4,140.00	4,100.00	0.00	40.00
717	EQUIPMENT-BASKETBALL					0.00	5,312.00	0.00	(5,312.00)
718	EQUIPMENT-TRACK					19,773.00	17,795.00	0.00	1,978.00
719	TOTAL					23,913.00	27,207.00	0.00	(3,294.00)
720									
721	TOTAL COCURRICULAR/EXTRACURRICULAR					650,097.00	545,395.49	48,382.41	56,319.10
722									
723									
724	<i>41-GENERAL ADMINISTRATION</i>								
725	SALARIES					324,444.00	300,305.04	0.00	24,138.96
726	FIMM					4,281.00	4,230.10	0.00	50.90
727	HEALTH INSURANCE					7,851.00	7,189.38	0.00	661.62
728	WORKER'S COMPENSATION					1,300.00	1,283.61	0.00	16.39
729	TRS ON-BEHALF					0.00	0.00	0.00	0.00
730	UNEMPLOYMENT					228.00	240.40	0.00	(12.40)
731	TEACHER RETIREMENT/TRS CARE					28,337.00	23,573.72	0.00	4,763.28
732	PERSONAL DAYS					3,200.00	3,200.00	0.00	0.00
733	TOTAL					369,641.00	340,022.25	0.00	29,618.75
734									
735	ATTORNEY FEES-SPEC ED					1,224.00	1,224.00	0.00	0.00
736	ATTORNEY FEES					3,776.00	2,613.60	0.00	1,162.40
737	AUDIT EXP					18,500.00	18,695.00	0.00	(195.00)
738	CONT-SERVICE-FINGERPRINTING					0.00	0.00	0.00	0.00
739	REGION VII ESC					4,200.00	4,176.00	0.00	24.00
740	COPIER REPAIR/MAINT					1,250.00	725.00	200.00	325.00
741	LEASE-EQUIP					2,868.00	2,868.00	0.00	0.00
742	PRINTING-SUPERINTENDENT					0.00	0.00	0.00	0.00
743	POLICY REVIEW-SCHOOL BOARD					1,300.00	1,331.68	0.00	(31.68)
744	PRINTING-TAX OFFICE					1,600.00	1,106.00	0.00	494.00
745	PRINTING-ADM					2,000.00	697.50	0.00	1,302.50

	A	B	C	D	E	F	G	H	I
746	CONT SERVICE-TASB PAY PLAN					1,500.00	1,430.00	0.00	70.00
747	TOTAL					38,218.00	34,866.78	200.00	3,151.22
748									
749	MAGAZINES					100.00	0.00	0.00	100.00
750	SUPPLIES-SUPERINTENDENT					1,000.00	230.46	50.00	719.54
751	SUPPLIES-SCHOOL BOARD					1,500.00	236.72	333.00	930.28
752	SUPPLIES-TAX OFFICE					2,500.00	2,316.82	50.00	133.18
753	SUPPLIES-ADMINISTRATION					3,250.00	1,889.68	0.00	1,360.32
754	SERVICE PINS					1,150.00	691.50	0.00	458.50
755	POSTAGE-TAX					1,500.00	1,500.00	0.00	0.00
756	POSTAGE-ADM					1,500.00	1,366.37	0.00	133.63
757	SUPPLIES-TECHNOLOGY**					0.00	0.00	0.00	0.00
758	TOTAL					12,500.00	8,231.55	433.00	3,835.45
759									
760	TRAVEL-SUPERINTENDENT					2,500.00	1,924.42	0.00	575.58
761	TRAVEL-TAX					750.00	250.00	0.00	500.00
762	TRAVEL-BUS OFF					3,000.00	3,286.59	0.00	(286.59)
763	TRAVEL-SCHOOL BOARD					7,500.00	8,779.53	1,690.00	(2,969.53)
764	INSUR-SCHOOL BOARD					4,410.00	4,410.00	0.00	0.00
765	BONDING-TAX					250.00	250.00	0.00	0.00
766	BONDING-ADM					0.00	0.00	0.00	0.00
767	ELECTIONS					2,225.00	3,594.77	0.00	(1,369.77)
768	DUES-SUPERINTENDENT					500.00	350.00	0.00	150.00
769	DUES-SCHOOL BOARD					4,500.00	2,974.87	0.00	1,525.13
770	DUES-TAX COLLECTOR					250.00	180.00	0.00	70.00
771	DUES-SCHOOL WIDE					5,000.00	3,825.00	0.00	1,175.00
772	DUES-ADMIN OFFICE					4,625.00	0.00	0.00	4,625.00
773	MISC OPERATING-SUPERINTENDENT					750.00	350.00	0.00	400.00
774	MISC OPERATING-SCHOOL BOARD					2,500.00	2,833.46	0.00	(333.46)
775	MISC OPERATING-TAX OFFICE					500.00	84.00	0.00	416.00
776	MISC OPERATING-SCHOOL WIDE					4,000.00	0.00	0.00	4,000.00
777	MISC OPERATING-ADMIN					2,500.00	1,477.76	0.00	1,022.24
778	OTHER OPERATING COSTS-TAX REFUNDS					0.00	0.00	0.00	0.00
779	ADVER-TAX					500.00	0.00	0.00	500.00
780	ADVER-ADM					2,000.00	1,645.80	0.00	354.20
781	TECS FEES					0.00	0.00	0.00	0.00
782	TOTAL					48,260.00	36,216.20	1,690.00	10,353.80
783									
784	FURN/EQUIP-SUPERINTENDENT					0.00	799.00	0.00	(799.00)
785	FURN/EQUIP-SCHOOL BOARD					0.00	0.00	0.00	0.00
786	FURN/EQUIP-TECHNOLOGY**					0.00	0.00	0.00	0.00
787	TOTAL					0.00	799.00	0.00	(799.00)
788									
789	TOTAL GENERAL ADMINISTRATION					468,619.00	420,135.78	2,323.00	46,160.22
790									
791	<i>51-PLANT MAINTENANCE</i>								
792									
793	SUBSTITUTES					10,000.00	3,729.04	0.00	6,270.96
794	SALARIES					441,508.00	393,556.95	0.00	47,951.05

	A	B	C	D	E	F	G	H	I
795	FIMM					6,211.00	5,071.84	0.00	1,139.16
796	HEALTH INSURANCE					54,354.00	56,042.50	0.00	(1,688.50)
797	WORKER'S COMPENSATION					2,148.00	1,808.21	0.00	339.79
798	TRS ON-BEHALF					0.00	0.00	0.00	0.00
799	UNEMPLOYMENT					375.00	338.64	0.00	36.36
800	TEACHER RETIREMENT/TRS CARE					3,340.00	4,148.38	0.00	(808.38)
801	PERSONAL DAYS					2,400.00	1,200.00	0.00	1,200.00
802	TOTAL					520,336.00	465,895.56	0.00	54,440.44
803									
804	BUILDING APPRAISAL					0.00	0.00	0.00	0.00
805	PRINTING					0.00	0.00	0.00	0.00
806	CONTRACTED SERVICES-PHYSICALS/DRUG					1,000.00	1,087.15	0.00	(87.15)
807	CONTRACTED SERVICES-ELECTRICAL					13,300.00	12,300.00	11,850.00	(10,850.00)
808	CONTRACTED SERVICES-EXTERMINATING					7,500.00	6,649.60	0.00	850.40
809	CONTRACTED SERVICES-GARBAGE					12,000.00	8,422.79	0.00	3,577.21
810	CONTRACTED SERVICES-HEAT/AIR					129,600.00	139,712.14	61.00	(10,173.14)
811	CONTRACTED SERVICES-GENERAL					73,234.00	59,846.04	13,415.00	(27.04)
812	CONTRACTED SERVICES-FOOTBALL/BASEBAL					15,000.00	4,620.00	0.00	10,380.00
813	CONTRACTED SERVICES-GYM FLOORS					8,500.00	3,828.00	0.00	4,672.00
814	CONTRACTED SERVICES-SOUND SYS					12,000.00	11,810.03	200.00	(10.03)
815	CONTRACTED SERVICES-ROAD REPAIR					52,500.00	15,200.00	36,530.00	770.00
816	CONTRACTED SERVICES-FIRE EXT					7,500.00	969.00	0.00	6,531.00
817	CONTRACTED SERVICES-PLUMBING					10,000.00	9,662.74	14,995.00	(14,657.74)
818	CONTRACTED SERVICES-DST WIDE					0.00	0.00	0.00	0.00
819	CONTRACTED SERVICES-ROOFING					9,000.00	0.00	0.00	9,000.00
820	CONTRACTED SERVICES-TECHNOLOGY**					0.00	0.00	0.00	0.00
821	PHONE-HS					3,000.00	1,094.34	0.00	1,905.66
822	PHONE-MS					1,500.00	474.60	0.00	1,025.40
823	PHONE-PS					1,000.00	474.60	0.00	525.40
824	PHONE-ES					1,000.00	474.60	0.00	525.40
825	PHONE-ADM					1,500.00	626.17	0.00	873.83
826	PHONE-CAFETERIA					500.00	323.67	0.00	176.33
827	PHONE-BUS/MAINTENANCE					2,800.00	1,395.99	0.00	1,404.01
828	PHONE-HS MEREDITH STADIUM					2,000.00	1,624.25	0.00	375.75
829	WATER					35,000.00	32,043.86	0.00	2,956.14
830	ELECTRICITY					243,500.00	227,389.86	0.00	16,110.14
831	GAS					34,000.00	26,987.70	0.00	7,012.30
832	CABLE INTERNET					4,000.00	3,400.00	0.00	600.00
833	TOTAL					680,934.00	570,417.13	77,051.00	33,465.87
834									
835	VEHICLE SUPPLIES					0.00	0.00	0.00	0.00
836	CUSTODIAL SUPPLIES					60,000.00	65,113.61	3,250.00	(8,363.61)
837	MAINT/GROUNDS SUPPLIES					60,000.00	56,146.06	9,256.91	(5,402.97)
838	SUPPLIES-TECHNOLOGY**					0.00	0.00	0.00	0.00
839	TOTAL					120,000.00	121,259.67	12,506.91	(13,766.58)
840									
841	TRAVEL-MAIT					0.00	0.00	0.00	0.00
842	PROPERTY INSUR					58,628.00	58,557.00	0.00	71.00

	A	B	C	D	E	F	G	H	I
843	FEES-MAINT DEPT					0.00	0.00	0.00	0.00
844	TOTAL					58,628.00	58,557.00	0.00	71.00
845									
846	CAPITAL OUTLAY					6,350.00	6,111.54	0.00	238.46
847									
848	TOTAL PLANT MAINTENANCE					1,386,248.00	1,222,240.90	89,557.91	74,449.19
849									
850									
851									
	<i>52-SECURITY & MONITORING SERVICES</i>								
852	CONT SERV-SECURITY-HS					3,000.00	2,400.00	0.00	600.00
853	CONT SERV-SECURITY-MS					0.00	0.00	0.00	0.00
854	CONT SERV-HS					675.00	304.79	480.00	(109.79)
855	CONT SERV-MS					675.00	552.82	480.00	(357.82)
856	CONT SERV-PS					675.00	558.82	960.00	(843.82)
857	CONT SERV-ES					675.00	546.78	0.00	128.22
858	MISC CONT SERV-HS					1,000.00	1,377.50	0.00	(377.50)
859	MISC CONT SERV-MS					500.00	302.50	0.00	197.50
860	MISC CONT SERV-PS					400.00	302.50	0.00	97.50
861	MISC CONT SERV-ES					300.00	192.50	0.00	107.50
862	MISC CONT SERV-ADM					2,300.00	2,282.50	0.00	17.50
863	TOTAL					10,200.00	8,820.71	1,920.00	(540.71)
864									
865	SUPPLIES-HS					1,000.00	1,558.75	0.00	(558.75)
866	SUPPLIES-MS					1,000.00	1,473.75	0.00	(473.75)
867	SUPPLIES-PS					1,000.00	1,473.75	0.00	(473.75)
868	SUPPLIES-ES					1,000.00	1,473.75	0.00	(473.75)
869	SUPPLIES-ADM					600.00	626.70	0.00	(26.70)
870	TOTAL					4,600.00	6,606.70	0.00	(2,006.70)
871									
872	EQUIP-HS					14,432.28	15,309.20	0.00	(876.92)
873	EQUIP-MS					3,932.27	4,481.52	0.00	(549.25)
874	EQUIP-PS					3,582.28	4,481.53	0.00	(899.25)
875	EQUIP-ES					2,682.27	3,458.90	0.00	(776.63)
876	EQUIP-ADM					7,500.00	7,087.20	0.00	412.80
877	TOTAL					32,129.10	34,818.35	0.00	(2,689.25)
878									
879	TOTAL SECURITY & MONITORING					46,929.10	50,245.76	1,920.00	(5,236.66)
880									
881									
882									
	<i>53-DATA PROCESSING</i>								
883	SALARY/STIPEND					0.00	0.00	0.00	0.00
884	FIMM					0.00	0.00	0.00	0.00
885	HEALTH INSURANCE					0.00	0.00	0.00	0.00
886	WORKER'S COMPENSATION					0.00	0.00	0.00	0.00
887	TRS ON-BEHALF					0.00	0.00	0.00	0.00
888	UNEMPLOYMENT					0.00	0.00	0.00	0.00
889	TEACHER RETIREMENT/TRS CARE					0.00	0.00	0.00	0.00
890	PERSONAL DAYS					0.00	0.00	0.00	0.00
891	TOTAL					0.00	0.00	0.00	0.00

	A	B	C	D	E	F	G	H	I
892									
893	CONTRACTED SERVICES-DISTRICT					20,000.00	25,000.00	0.00	(5,000.00)
894	CONT SERVICE-FINGERPRINTING					0.00	0.00	0.00	0.00
895	HARDWARE & SOFTWARE MAINT-HS					7,250.00	6,366.32	0.00	883.68
896	HARDWARE & SOFTWARE MAINT-MS					7,250.00	6,638.29	0.00	611.71
897	HARDWARE & SOFTWARE MAINT-PS					7,250.00	6,638.29	0.00	611.71
898	HARDWARE & SOFTWARE MAINT-ES					7,250.00	6,638.27	0.00	611.73
899	HARDWARE & SODTWARE MAINT-TAX					6,000.00	6,000.00	0.00	0.00
900	HARDWARE & SOFTWARE MAINT-ADM					14,000.00	13,279.00	0.00	721.00
901	MISC CONT SERVICES-HS					18,400.00	19,793.56	10.00	(1,403.56)
902	MISC CONT SERVICES-MS					18,400.00	19,281.70	0.00	(881.70)
903	MISC CONT SERVICES-PS					18,400.00	19,281.70	0.00	(881.70)
904	MISC CONT SERVICES-ES					18,400.00	19,281.70	0.00	(881.70)
905	TOTAL					142,600.00	148,198.83	10.00	(5,608.83)
906									
907	COMPUTER SUPPLIES-HS					1,131.25	1,115.78	0.00	15.47
908	COMPUTER SUPPLIES-MS					1,131.25	2,296.72	0.00	(1,165.47)
909	COMPUTER SUPPLIES-PS					1,131.25	2,296.72	0.00	(1,165.47)
910	COMPUTER SUPPLIES-ES					1,131.25	2,296.73	0.00	(1,165.48)
911	COMPUTER SUPPLIES-ADM					500.00	164.80	0.00	335.20
912	TOTAL					5,025.00	8,170.75	0.00	(3,145.75)
913									
914	TRAVEL					1,000.00	0.00	0.00	1,000.00
915	FEES/DUES					0.00	0.00	0.00	0.00
916	TOTAL					1,000.00	0.00	0.00	1,000.00
917									
918	COMPUTERS-HS					7,621.58	8,337.32	0.00	(715.74)
919	COMPUTERS-MS					7,621.59	7,411.72	0.00	209.87
920	COMPUTERS-PS					7,621.59	7,411.72	0.00	209.87
921	COMPUTERS-ES					7,621.59	7,411.72	0.00	209.87
922	COMPUTERS-ADM					0.00	0.00	0.00	0.00
923	TOTAL					30,486.35	30,572.48	0.00	(86.13)
924									
925	TOTAL DATA PROCESSING					179,111.35	186,942.06	10.00	(7,840.71)
926									
927									
928									
929	CONTRACTED SERVICE-HS					2,482.00	1,125.00	700.00	657.00
930	CONTRACTED SERVICE-MS					2,482.00	1,125.00	700.00	657.00
931	CONTRACTED SERVICE-PS					2,482.00	1,125.00	700.00	657.00
932	CONTRACTED SERVICE-ES					2,482.00	1,125.00	700.00	657.00
933	TOTAL					9,928.00	4,500.00	2,800.00	2,628.00
934									
935	TOTAL COMMUNITY SERVICE					9,928.00	4,500.00	2,800.00	2,628.00
936									
937									
938									
939	FITNESS EQUIP-PRINCIPAL					0.00	0.00	0.00	0.00
940	FITNESS EQUIP-INTEREST					0.00	0.00	0.00	0.00

61-COMMUNITY SERVICE

71-DEBT SERVICE

	A	B	C	D	E	F	G	H	I
941	TOTAL					0.00	0.00	0.00	0.00
942									
943	TOTAL DEBT SERVICE					0.00	0.00	0.00	0.00
944									
945	<i>81-FACILITIES ACQUISITION & CONSTRUCTION</i>								
946									
947	FACILITY PLANNING					0.00	0.00	0.00	0.00
948	CONT SERVICES-TECHNOLOGY-MS**					0.00	0.00	0.00	0.00
949	CONT SERVICES-TECHNOLOGY-PS**					0.00	0.00	0.00	0.00
950	CONT SERVICES-TECHNOLOGY-ES**					0.00	0.00	0.00	0.00
951	CONT SERVICES-TECHNOLOGY-ADM**					0.00	0.00	0.00	0.00
952	CONT SERVICES-STADIUM					0.00	0.00	0.00	0.00
953	TOTAL					0.00	0.00	0.00	0.00
954									
955	SUPPLIES-STADIUM/TRACK					0.00	0.00	0.00	0.00
956	TOTAL					0.00	0.00	0.00	0.00
957									
958	LAND PURCHASE					0.00	0.00	0.00	0.00
959	FEES-LAND PURCHASE					0.00	0.00	0.00	0.00
960	BUILDING CONSTRUCTION-MS/PS ROOF					0.00	0.00	0.00	0.00
961	BUILDING CONSTRUCTION-HS/ES RENNOV					1,446,322.00	648,903.79	38,552.00	758,866.21
962	PARKING/ROADS-ALL SCHOOLS					110,000.00	119,997.68	0.00	(9,997.68)
963	BUILDING CONSTRUCTION-HS/ES RENNOV					0.00	0.00	45,790.00	(45,790.00)
964	BUILDING CONSTRUCTION-STADIUM TRACK					0.00	0.00	0.00	0.00
965	BUILDING CONSTRUCTION-FIELDHOUSE					0.00	0.00	0.00	0.00
966	FURN/EQUIP-TECHNOLOGY-DST**					0.00	0.00	0.00	0.00
967	TOTAL					1,556,322.00	768,901.47	84,342.00	703,078.53
968									
969	TOTAL FACILITIES & CONSTRUCTION					1,556,322.00	768,901.47	84,342.00	703,078.53
970									
971	<i>93-PAYMENTS TO MEMBER DISTRICTS/FISCAL AGENTS</i>								
972									
973	SSA-SUPERNET II					9,471.00	8,402.35	0.00	1,068.65
974	SSA-SPECIAL EDUCATION					359,979.00	359,979.06	0.00	(0.06)
975	SSA-RUS-DLT GRANT					0.00	0.00	0.00	0.00
976									
977	TOTAL PAYMENTS TO MEMBER DISTRICTS					369,450.00	368,381.41	0.00	1,068.59
978									
979	<i>99-OTHER INTERGOVERNMENTAL CHARGES</i>								
980									
981	APPRAISAL DISTRICT					118,688.00	77,312.75	0.00	41,375.25
982									
983	TOTAL OTHER INTERGOVERNMENTAL					118,688.00	77,312.75	0.00	41,375.25
984									
985									
986	TOTAL OPERATING BUDGET					14,724,958.45	11,332,543.86	907,230.30	2,485,184.29
987									
988									
989	DEBT SERVICE FUND								

	A	B	C	D	E	F	G	H	I
990	599								
991									
992	BONDS					0.00	0.00	0.00	0.00
993	INTEREST					0.00	0.00	0.00	0.00
994	FEES					0.00	0.00	0.00	0.00
995						0.00	0.00	0.00	0.00
996	TOTAL								
997	TOTAL DEBT SERVICE					0.00	0.00	0.00	0.00
998									
999									
1000	TOTAL OPERATING FUND								
1001	AND DEBT SERVICE					14,724,958.45	11,332,543.86	907,230.30	2,485,184.29
1002									
1003									
1004	***TECHNOLOGY EXPENSES TO BE								
1005	FUNDED					135,450.00	89,645.40	6,813.09	38,991.51
1006									
1007									
1008	REFERENCE GUIDE								
1009									
1010	HS					ST COMP	STATE COMPENSATORY		
1011	MS	HIGH SCHOOL				ESL	ENGLISH/SPANISH LANGUAGE		
1012	PS	MIDDLE SCHOOL				VOC	VOCATIONAL EDUCATION		
1013	ES	PRIMARY SCHOOL				G/T	GIFTED/TALENTED EDUCATION		
1014	ADM	ELEMENTARY SCHOOL				SP ED	SPECIAL EDUCATION		
1015		ADMINISTRATION							
1016									
1017	MINEOLA INDEPENDENT SCHOOL DISTRICT								
1018									
1019	2013-2014 REVENUE								
1020	199-GENERAL FUND								
1021						BUDGETED	RECEIVED		BALANCE
1022	TAXES-CURRENT YEAR					6,209,681.00	6,188,438.27		21,242.73
1023	TAXES-PRIOR YEAR					111,500.00	132,709.95		-21,209.95
1024	TAXES-PENALTIES					100,000.00	90,752.75		9,247.25
1025	TAXES-INTEREST					0.00	0.00		0.00
1026	DRIVER EDUCATION TUITION					0.00	0.00		0.00
1027	TUITION-SUMMER SCHOOL					0.00	1,205.00		-1,205.00
1028	EARNING FROM PERMANENT INVESTMENTS					3,200.00	0.00		3,200.00
1029	EARNING FROM TEMPORARY INVESTMENTS					30,250.00	38,869.37		-8,619.37
1030	RENTAL OF FACILITIES					3,250.00	12,477.24		-9,227.24
1031	GIFTS/BEQUESTS-MEREDITH-					314,550.00	188,000.00		126,550.00
1032	GIFTS/BEQUESTS-MEREDITH-HS BAND					0.00	0.00		0.00
1033	GIFTS/BEQUESTS-HS WEIGHT ROOM					0.00	0.00		0.00
1034	GIFTS/BEQUESTS-MEREDITH-ES PLAYG					0.00	0.00		0.00
1035	GIFTS/BEQUESTS					0.00	0.00		0.00
1036	INSURANCE RECOVERY					0.00	0.00		0.00
1037	ATHLETIC ACTIVITY					65,500.00	59,881.85		5,618.15
1038	MISC REVENUE-FISCAL AGENT FEE					52,000.00	12,000.00		40,000.00
1039	TAXES-CED					0.00	0.00		0.00

	A	B	C	D	E	F	G	H	I
1040	MISC REVENUE-LOCAL SOURCES					25,000.00	43,284.39		-18,284.39
1041	CITY OF MINEOLA					6,500.00	4,875.00		1,625.00
1042	HEAD START REIMBURSEMENT					100,000.00	91,935.14		8,064.86
1043						7,021,431.00	6,864,428.96		157,002.04
1044	TOTAL								
1045	PER CAPITA					417,352.00	327,462.00		89,890.00
1046	STATE FOUNDATION					5,266,000.00	4,669,786.00		596,214.00
1047	SAFE SCHOOL-RIDER 59					0.00	4,655.96		-4,655.96
1048	TRS ON BEHALF					579,675.00	0.00		579,675.00
1049						6,263,027.00	5,001,903.96		1,261,123.04
1050	TOTAL								
1051	SCHOOL HEALTH & REALTED SERVICES					0.00	26,498.08		-26,498.08
1052									
1053	SALE OF PROPERTY					0.00	14,475.00		-14,475.00
1054									
1055	TOTAL OPERATING REVENUE					13,284,458.00	11,907,306.00		1,377,152.00
1056									
1057	599-DEBT SERVICE								
1058									
1059	TAXES-CURRENT					0.00	0.00		0.00
1060	TAXES-PRIOR YEARS					0.00	0.00		0.00
1061	TAXES-PENALTIES					0.00	0.00		0.00
1062	TAXES-INTEREST					0.00	0.00		0.00
1063	EARNINGS FROM TEMPORARY INVESTMENTS					0.00	0.00		0.00
1064						0.00	0.00		0.00
1065	TOTAL								
1066	STATE REVENUE-TEA					0.00	0.00		0.00
1067									
1068	TOTAL DEBT SERVICE REVENUE					0.00	0.00		0.00
1069									
1070	TOTAL OPERATING AND DEBT								
1071	SERVICE REVENUE					13,284,458.00	11,907,306.00	0.00	1,377,152.00
1072									

MISD District Improvement Fund	81,177.04	
Head Start	444.50	
District Lost Book Account	19,134.53	
TOTAL		100,756.07

Mineola Primary School

Advisory Council	9,036.98	
Yearbooks	3,814.09	
Box Tops	8,656.74	
Flower Fund	257.02	
Library Fund	1,298.20	
T-Shirts	0.00	
Teacher Gifts	11,782.47	
Title I Book Acct	375.00	
School Vending	2,162.29	
Benevolent Fund	12,489.82	
Lounge Vending	3,366.36	
TOTAL		53,238.97

Mineola Elementary School

Teacher Gifts	3,222.19	
School Annual	1,578.80	
Benevolent Fund	1,398.09	
Advisory Council	5,835.01	
Flower Fund	57.39	
Library Fund	3,454.01	
Lounge Vending	109.32	
Jump Rope	803.91	
School Vending	13,196.00	
P. E.	5.00	
Kiwanis Kids	209.75	
Super Dads	278.74	
TOTAL		30,148.21

Mineola Middle School

AVID	270.08	
Band Fund	0.00	
PE-MS	1,195.01	
Volleyball	287.00	
Flower Fund	55.83	
Jacket Jazz	176.67	
Advisory Council	1,364.80	
Choir	151.44	
MS Cheerleaders	3,995.82	
MS Yearbook	1,821.51	
Crime Stoppers	485.00	
Junior Honor Society	211.06	
Communities in Schools	775.98	
Athletic Boosters	614.90	
Library Fund	710.65	
Lounge Vending	851.21	
FCA-MS	3,196.46	
Builder's Club	1,852.42	
School Vending	7,214.22	
Benevolent Fund	8,487.70	
Science Club	1,456.80	
Student Council	434.69	

TOTAL

35,609.25

Mineola High School

Art	852.39
Auto Mechanics	1,541.96
Anchor Club	513.15
Crime Stoppers	224.62
Annual Staff	7,675.69
Athletic Vending	15,678.78
Athletic Equipment Donations	1,357.28
Band Fund	355.09
Band Boosters	7,763.67
Business Club	379.82
D. E. C. A.	814.51
Fellowship of Christian Athletes	1,701.77
Future Farmers of America	31.14
Future Homemakers of America	254.39
Class of 2016	1,029.49
Benevolent Fund	2,961.58
Testing/Tuition	404.45
Lounge Vending	935.33
Student Technoloty Assoc	1,210.74
I-Pad fees	28,404.75
Choir	1,126.00
Class of 2014	0.00
Key Club	512.88
Library Fund	865.68
CIS-Go Center	499.57
Junior Historians	738.71
National Honor Society	229.66
Nature Trail	1,137.10
PAL'S	159.43
Project Graduation	2,762.16
H. S. Players/Drama	1,947.83
Flower Fund	1,113.05
Student Council	371.99
Scholarship Fund	16,563.00
Class of 2015	10,476.61
Spanish Club	252.58
Class of 2017	405.00
Slot Car Racing	2,081.65
Girl's Athletic Scholarship	95.99
Varsity Cheerleaders	4,985.07
AVID	217.17
School Vending	9,005.82

TOTAL

129,637.55

WOOD COUNTY SPECIAL EDUCATION SSA

Activity Fund	407.03
---------------	--------

TOTAL


407.03

**TEXPOOL
PORTFOLIO SUMMARY
ACTIVITY FOR MONTH ENDING
July 31, 2014**

LOCAL MAINTENANCE

<i>Investments</i>	<i>Cost</i>	<i>Market</i>	<i>Ratio</i>	<i>Interest Rate</i>
Beginning of period	27,232.78	27,232.78	100.00%	0.03%
Deposits	0.00			
Withdrawals	0.00			
Interest accrued	0.64			
End of Period	27,233.42	27,233.42	100.00%	0.03%

This report is in compliance with the investment strategies as approved by the Public Funds Investment Act



Investment Officer

**TEXPOOL
PORTFOLIO SUMMARY
ACTIVITY FOR MONTH ENDING
July 31, 2014**

FOOD SERVICE

<i>Investments</i>	<i>Cost</i>	<i>Market</i>	<i>Ratio</i>	<i>Interest Rate</i>
Beginning of period	48,554.06	48,554.06	100.00%	0.03%
Deposits	0.00			
Withdrawals	0.00			
Interest accrued	1.24			
End of Period	48,555.30	48,555.30	100.00%	0.03%

This report is in compliance with the investment strategies as approved by the Public Funds Investment Act



Investment Officer

**TEXPOOL
PORTFOLIO SUMMARY
ACTIVITY FOR MONTH ENDING
July 31, 2014**

INTEREST & SINKING

<i>Investments</i>	<i>Cost</i>	<i>Market</i>	<i>Ratio</i>	<i>Interest Rate</i>
Beginning of period	107,129.59	107,129.59	100.00%	0.03%
Deposits	0.00			
Withdrawals	0.00			
Interest accrued	2.84			
End of Period	107,132.43	107,132.43	100.00%	0.03%

This report is in compliance with the investment strategies as approved by the Public Funds Investment Act



Investment Officer

**TEXPOOL
PORTFOLIO SUMMARY
ACTIVITY FOR MONTH ENDING
July 31, 2014**

WORKERS COMPENSATION

<i>Investments</i>	<i>Cost</i>	<i>Market</i>	<i>Ratio</i>	<i>Interest Rate</i>
Beginning of period	458,201.74	458,201.74	100.00%	0.03%
Deposits	0.00			
Withdrawals	713.00			
Interest accrued	12.14			
End of Period	457,500.88	457,500.88	100.00%	0.03%

This report is in compliance with the investment strategies as approved by the Public Funds Investment Act


Investment Officer

**EDWARD JONES
PORTFOLIO SUMMARY
ACTIVITY FOR MONTH ENDING
July 31, 2014**

DAN PEACOCK TRUST

<i>Investments</i>	<i>Cost</i>	<i>Market</i>	<i>Ratio</i>	<i>Combined Interest Rate</i>
Beginning of period	16,094.29	16,094.29	100.00%	0.00%
Deposits	75.72			
Charges	0.00			
Change in Value YTD	(86.39)			
End of Period	16,083.62	16,083.62	100.00%	0.00%

This report is in compliance with the investment strategies as approved by the Public Funds Investment Act



Investment Officer

**EDWARD JONES
PORTFOLIO SUMMARY
ACTIVITY FOR MONTH ENDING
July 31, 2014**

G. W. ENGLISH TRUST

<i>Investments</i>	<i>Cost</i>	<i>Market</i>	<i>Ratio</i>	<i>Combined Interest Rate</i>
Beginning of period	235,708.14	235,708.14	100.00%	0.00%
Deposits	1,036.74			
Charges	0.00			
Change in Value YTD	(2,423.00)			
End of Period	234,321.88	234,321.88	100.00%	0.00%

This report is in compliance with the investment strategies as approved by the Public Funds Investment Act



Investment Officer

**EDWARD JONES
PORTFOLIO SUMMARY
ACTIVITY FOR MONTH ENDING
July 31, 2014**

MARILYN MERRITT WILSON TRUST

<i>Investments</i>	<i>Cost</i>	<i>Market</i>	<i>Ratio</i>	<i>Combined Interest Rate</i>
Beginning of period	435,931.44	435,931.44	100.00%	0.00%
Deposits	2,155.51			
Charges	0.00			
Change in Value YTD	(4,842.97)			
End of Period	433,243.98	433,243.98	100.00%	0.00%

This report is in compliance with the investment strategies as approved by the Public Funds Investment Act



Investment Officer

PORTFOLIO SUMMARY
ACTIVITY FOR MONTH ENDING
July 31, 2014

CERTIFICATE OF DEPOSIT/SAVINGS

<i>Investments</i>	<i>Cost</i>	<i>Market</i>	<i>Ratio</i>	<i>Interest Rate</i>
Beginning of period	8,093,815.21	8,093,815.21	100.00%	
Deposits	2,690.15			
Withdrawals	675,000.00			
End of period	7,421,505.36	7,421,505.36		
Interest Accrued	6,454.21			
End of Period				
Bank Texas				
CD # 8025567	263,773.03	263,773.03	100.00%	0.60%
Bank Texas				
CD # 8025872	1,053,882.20	1,053,882.20	100.00%	1.00%
First National Bank-Gilmer in Mineola				
CD # 1005229	240,322.57	240,322.57	100.00%	0.60%
Mineola Community				
CD # 01-00542339-9	160,180.07	160,180.07	100.00%	0.60%
Capital One				
Savings #3830656862	5,500,023.75	5,500,023.75	100.00%	0.40%
City National Bank				
CD #10305497	203,323.74	203,323.74	100.00%	0.60%

This report is in compliance with the investment strategies as approved by the Public Funds Investment Act




 Investment Officer

**MINEOLA COMMUNITY BANK
PORTFOLIO SUMMARY
ACTIVITY FOR MONTH ENDING
July 31, 2014**

JUDGE TRUST

<i>Investments</i>	<i>Cost</i>	<i>Market</i>	<i>Ratio</i>	<i>Interest Rate</i>
Beginning of period				
CD	18,000.00	18,000.00	100.00%	0.60%
CD	24,329.52	24,329.52	100.00%	0.60%
CD	26,814.59	26,814.59	100.00%	0.60%
SAVINGS ACCT	4,070.46	4,070.46	100.00%	0.25%
Deposits	134.77			
Withdrawals	0.00			
Quarterly Interest	0.00			
End of Period	4,205.23	4,070.46		
CD	18,000.00	18,000.00	100.00%	0.60%
CD	24,329.52	24,329.52	100.00%	0.60%
CD	26,814.59	26,814.59	100.00%	0.60%
SAVINGS ACCT	4,205.23	4,205.23	100.00%	0.25%

This report is in compliance with the investment strategies as approved by the Public Funds Investment Act




 Investment Officer

**TEXPOOL
PORTFOLIO SUMMARY
ACTIVITY FOR MONTH ENDING
July 31, 2014**

WOOD COUNTY SPECIAL EDUCATION SHARED SERVICES ARRANGEMENT

<i>Investments</i>	<i>Cost</i>	<i>Market</i>	<i>Ratio</i>	<i>Interest Rate</i>
Beginning of period	15,392.52	15,392.52	100.00%	0.03%
Deposits	0.00			
Withdrawals	0.00			
Interest accrued	0.32			
End of Period	15,392.84	15,392.84	100.00%	0.03%

This report is in compliance with the investment strategies as approved by the Public Funds Investment Act



Investment Officer

**CAPITAL ONE BANK
PORTFOLIO SUMMARY
ACTIVITY FOR MONTH ENDING
July 31, 2014**

WOOD COUNTY SPECIAL EDUCATION SHARED SERVICES ARRANGEMENT

<i>Investments</i>	<i>Cost</i>	<i>Market</i>	<i>Ratio</i>	<i>Interest Rate</i>
Beginning of period	652,675.95	657,541.99	100.00%	0.30%
Deposits	0.00			
Withdrawals	90,000.00			
Interest accrued	147.45			
End of Period	562,823.40	562,823.40	100.00%	0.30%

This report is in compliance with the investment strategies as approved by the Public Funds Investment Act



Investment Officer

**TEXPOOL
PORTFOLIO SUMMARY
ACTIVITY FOR MONTH ENDING
July 31, 2014**

**WOOD COUNTY SPECIAL EDUCATION SHARED SERVICES ARRANGEMENT
WORKER'S COMPENSATION**

<i>Investments</i>	<i>Cost</i>	<i>Market</i>	<i>Ratio</i>	<i>Interest Rate</i>
Beginning of period	13,494.86	13,494.86	100.00%	0.03%
Deposits	16,697.00			
Withdrawals	2,500.19			
Interest accrued	0.65			
End of Period	27,692.32	27,692.32	100.00%	0.03%

This report is in compliance with the investment strategies as approved by the Public Funds Investment Act


Investment Officer

BANK: 01 LOCAL MAINTENANCE

TYPE	CHECK NUMBER	CHECK DATE	CHECK AMOUNT	REMITTED TO
OFFC	63396	7-10-2014	11,105.00	6327 HERRINGTON HEAT & AC - <i>HS GYM, PS #204, MA #309, Multi-Purpose</i>
SYST	63398*	7-16-2014	152.37	6085 ACE HARDWARE - <i>MAINTENANCE</i>
SYST	63399	7-16-2014	777.00	5370 ALLIED WASTE SERVICES - <i>TRASH PICK-UP</i>
SYST	63400	7-16-2014	7,869.31	9851 API SYSTEMS INC - <i>FIRE ALARM System</i>
SYST	63401	7-16-2014	259.64	3549 AT&T - <i>PHONE LINES</i>
SYST	63402	7-16-2014	150.00	5054 ATSSB - <i>BRANNAN, FISCHER, BEST</i>
SYST	63403	7-16-2014	687.50	5672 B & W COMMUNICATIONS - <i>MAINTENANCE</i>
SYST	63404	7-16-2014	689.76	5517 BARNES & NOBLE BOOKSELLERS, INC. - <i>MS Book Study</i>
SYST	63405	7-16-2014	306.30	1467 BAXTER SALES COMPANY, INC. - <i>CUSTODIAL</i>
SYST	63406	7-16-2014	59.87	9701 BETH BELL - <i>REIMBURSE</i>
SYST	63407	7-16-2014	61.71	7237 BILL SELF - <i>REIMBURSE</i>
SYST	63408	7-16-2014	207.64	1033 CADE'S BUILDING MATERIALS, INC. - <i>MAINTENANCE</i>
SYST	63409	7-16-2014	2,156.40	9519 CAPITAL ONE CORPORATE CARD - <i>SCHOOL BOARD CONFERENCE</i>
SYST	63410	7-16-2014	3,403.00	9653 CHOPPERS OUTDOOR POWER - <i>MAINTENANCE</i>
SYST	63411	7-16-2014	34,538.32	3428 CLAIMS ADMINISTRATIVE SERVICES, INC - <i>WORKER'S COMP 14/15</i>
SYST	63412	7-16-2014	398.10	5938 CLASSROOMDIRECT - <i>MS READING</i>
SYST	63413	7-16-2014	58.85	9923 CRISTEN TUCKER - <i>REIMBURSE</i>
SYST	63414	7-16-2014	60.18	6956 DAVID SAUER - <i>REIMBURSE</i>
SYST	63415	7-16-2014	1,127.24	557 DEALERS ELECTRICAL SUPPLY CO. - <i>MAINTENANCE</i>
SYST	63416	7-16-2014	49.35	7914 DEATON'S COMMUNICATIONS LLC - <i>TRANSPORTATION</i>
SYST	63417	7-16-2014	2,422.15	1139 DEMCO, INC. - <i>PS LIBRARY</i>
SYST	63418	7-16-2014	450.66	9781 DRURY INN
SYST	63419	7-16-2014	3,688.39	8444 DUKO OIL CO, INC - <i>TRANSPORTATION</i>
SYST	63420	7-16-2014	44.00	563 EAST TEXAS ALARM, INC. - <i>MAINTENANCE</i>
SYST	63421	7-16-2014	4,339.00	1916 EUBANKS-HARRIS-ROBERTS-CRAIG <i>ARCHITECT</i>
SYST	63422	7-16-2014	4,500.00	8427 EZTASK.COM INC - <i>Website 14/15</i>
SYST	63423	7-16-2014	4,899.60	2170 FLATT STATIONERS, INC. - <i>HS FURNITURE</i>
SYST	63424	7-16-2014	312.92	7703 G&K SERVICES - <i>Custodial, TRANSPORTATION, MAINTENANCE</i>
SYST	63425	7-16-2014	664.40	7636 GILMAN GEAR - <i>MAINTENANCE</i>
SYST	63426	7-16-2014	21.17	920 GLEN DOSSETT - <i>REIMBURSE</i>
SYST	63427	7-16-2014	5,040.00	6827 GOVERNMENTAL DATA SERVICES, INC <i>TAX OFFICE SOFTWARE 14/15</i>
SYST	63428	7-16-2014	353.40	4548 GRAINGER - <i>MAINTENANCE</i>
SYST	63429	7-16-2014	1,500.00	9610 GULF COAST DRILL DESIGN - <i>HS BAND</i>
SYST	63430	7-16-2014	4,909.95	598 HUGHES APPLIANCE, INC. - <i>MS OFFICE</i>
SYST	63431	7-16-2014	57.83	8901 JASON GOODSON - <i>REIMBURSE</i>
SYST	63432	7-16-2014	44.38	9477 JEMELYN PALENTINOS - <i>REIMBURSE</i>
SYST	63433	7-16-2014	157.70	1475 JOHN DEERE FINANCIAL - <i>MAINTENANCE</i>
SYST	63434	7-16-2014	60.82	9718 KARA LEDKINS - <i>REIMBURSE</i>
SYST	63435	7-16-2014	259.80	9324 KAT MAR - <i>Volleyball</i>
SYST	63436	7-16-2014	51.50	5790 KENDALL GOULD - <i>REIMBURSE</i>
SYST	63437	7-16-2014	38.56	9618 LESLIE BLOODWORTH - <i>REIMBURSE</i>
SYST	63438	7-16-2014	284.62	2686 LOWE'S - <i>MAINTENANCE</i>
SYST	63439	7-16-2014	1,445.40	7405 MENTORING MINDS - <i>TEXTBOOKS</i>
SYST	63440	7-16-2014	1,101.83	8076 MINEOLA ISD TAX COLLECTOR - <i>AUTO TAX PYMTS</i>
SYST	63441	7-16-2014	329.60	649 MINEOLA MONITOR - <i>ADMIN</i>
SYST	63442	7-16-2014	7,928.85	1815 MINEOLA SUPPLY COMPANY, INC. - <i>Custodial</i>
SYST	63443	7-16-2014	295.47	7501 MOMAR, INC. - <i>TRANSPORTATION</i>
SYST	63444	7-16-2014	649.00	3202 MPRINTS PRINTING, INC - <i>GRADUATION</i>

BANK: 01 LOCAL MAINTENANCE

CHECK TYPE	CHECK NUMBER	CHECK DATE	CHECK AMOUNT	REMITTED TO
SYST	63445	7-16-2014	43.50	3529 MR D'S 10 MINUTE OIL CHANGE - <i>TRANSPORTATION</i>
SYST	63446	7-16-2014	6.36	8155 MUNICIPAL SERVICES BUREAU - <i>Toll Ck</i>
SYST	63447	7-16-2014	562.89	4957 NATIONAL TICKET COMPANY - <i>Football</i>
SYST	63448	7-16-2014	19.26	921 NELDA SHIPP - <i>Reimburse</i>
SYST	63449	7-16-2014	3.86	8156 NORTH TEXAS TOLLWAY AUTHORITY - <i>Toll Ck</i>
SYST	63450	7-16-2014	217.19	8110 O'REILLY AUTO. PARTS - <i>TRANSPORTATION</i>
SYST	63451	7-16-2014	3,260.25	9494 OMNI FORT WOTH HOTEL - <i>CAMP CONF</i>
SYST	63452	7-16-2014	325.30	1714 PATTY HAWKINS - <i>REIMBURSE</i>
SYST	63453	7-16-2014	2,317.76	5531 PERDUE, BRANDON, FIELDER, COLLINS & - <i>DEL TAX ATMY - JUNE</i>
SYST	63454	7-16-2014	94.45	685 PRICE INTERNATIONAL, INC - <i>TRANSPORTATION</i>
VOID	63455	7-16-2014	0.00	VOID CHECK FROM SYSTEM
SYST	63456	7-16-2014	1,350.00	1365 REGION VII EDUCATION SERVICE CENTER - <i>Bus DR RECERTIFICATION</i>
SYST	63457	7-16-2014	384,250.30	9864 RENEAU ROOFING & SHEET METAL - <i>ROOFING</i>
SYST	63458	7-16-2014	1,050.00	7334 RUDD CONTRACTING CO, INC - <i>MAINTENANCE</i>
SYST	63459	7-16-2014	1,770.78	8442 RUSH BUS CENTERS - <i>TRANSPORTATION</i>
SYST	63460	7-16-2014	87,875.00	9526 S & S ROOFING INC - <i>Roofing</i>
SYST	63461	7-16-2014	104.85	3785 SAFETY-KLEEN SYSTEMS, INC - <i>TRANSPORTATION</i>
SYST	63462	7-16-2014	657.60	4555 SCHOLASTIC INC - <i>HAG</i>
SYST	63463	7-16-2014	117.68	724 SCHOOL SPECIALTY, INC. - <i>MS Sp Ed</i>
SYST	63464	7-16-2014	310.40	1486 SHERWIN-WILLIAMS - <i>MAINTENANCE</i>
SYST	63465	7-16-2014	900.00	8929 SOUNDPOST MUSIC FESTIVAL - <i>MS BAND</i>
SYST	63466	7-16-2014	500.00	1137 SPECTRUM CORPORATION - <i>Football</i>
SYST	63467	7-16-2014	1,430.00	763 TASB, INC - <i>SALARY REVIEW</i>
SYST	63468	7-16-2014	3,915.20	5035 TATUM MUSIC CO, INC - <i>High School Band</i>
SYST	63469	7-16-2014	300.00	5525 TEXAS ASSOC OF MID-SIZE SCHOOLS - <i>1415 Dues</i>
SYST	63470	7-16-2014	2,925.00	2473 TEXAS ASSOCIATION OF SCHOOL ADM. - <i>School Board Convention</i>
SYST	63471	7-16-2014	6.27	9576 TEXAS TOLLWAYS - <i>Toll Cks</i>
SYST	63472	7-16-2014	48.00	9622 TOMMY TURNER - <i>Reimburse</i>
SYST	63473	7-16-2014	249.24	2 TYLER TECHNOLOGIES, INC - <i>TRAINING</i>
SYST	63474	7-16-2014	1,400.00	8474 UIL - <i>1415 Dues</i>
SYST	63475	7-16-2014	3,000.00	2793 UNIVERSITY OF TEXAS AT AUSTIN - <i>Meredith Foundation</i>
SYST	63476	7-16-2014	526.26	822 WAL-MART STORES TEXAS, LLC - <i>2ND G, MAINTENANCE</i>
SYST	63477	7-16-2014	504.05	7417 WALDEN POWER EQUIPMENT - <i>MAINTENANCE</i>
SYST	63478	7-16-2014	2,010.93	8134 WOOD COUNTY ELECTIONS ADMINISTRATIO - <i>MAY '14 ELECTION</i>
SYST	63479	7-16-2014	3,000.00	8087 WYOTECH - <i>Meredith Foundation</i>
OFFC	63480	7-18-2014	385.52	571 CENTERPOINT ENERGY RESOURCES CORP. - <i>GAS</i>
OFFC	63481	7-21-2014	19.50	822 WAL-MART STORES TEXAS, LLC - <i>MAINTENANCE</i>
SYST	63482	7-31-2014	4,120.00	7856 A PHOTO IDENTIFICATION - <i>BADGE SUPPLIED</i>
SYST	63483	7-31-2014	21,945.98	745 AEP SOUTHWESTERN ELECTRIC POWER - <i>ELECTRIC</i>
SYST	63484	7-31-2014	417.64	9851 API SYSTEMS INC - <i>REPAIR</i>
SYST	63485	7-31-2014	64,430.00	1130 APPLE, INC. - <i>IPADs - HS, ES</i>
SYST	63486	7-31-2014	13.54	3533 AT&T LONG DISTANCE - <i>long distance</i>
SYST	63487	7-31-2014	51.54	7237 BILL SELF - <i>Reimburse</i>
SYST	63488	7-31-2014	35.00	8638 BILLY DUNN - <i>Reimburse</i>
SYST	63489	7-31-2014	43.98	8164 BRIAN PULLUM - <i>Reimburse</i>
SYST	63490	7-31-2014	188.64	1329 CHEVRON - <i>VO AG</i>
SYST	63491	7-31-2014	1,062.83	549 CITY OF MINEOLA - <i>WATER</i>
SYST	63492	7-31-2014	3,828.00	9590 ELITE REFINISHERS - <i>Refinish Gym Floors</i>

BANK: 01 LOCAL MAINTENANCE

CHECK TYPE	CHECK NUMBER	CHECK DATE	CHECK AMOUNT	REMITTED TO
SYST	63493	7-31-2014	605.00	6371 ELLIOTT-THOMAS HEALTH CENTER, P.C. - Bus DR. Physicals
SYST	63494	7-31-2014	2,005.00	2170 FLATT STATIONERS, INC. - PS Classroom
SYST	63495	7-31-2014	85.35	920 GLEN DOSSETT - REIMBURSE
SYST	63496	7-31-2014	72.35	8166 GREG CASEY - REIMBURSE
SYST	63497	7-31-2014	44.60	9927 HALEY STANLEY - REIMBURSE
SYST	63498	7-31-2014	19,400.00	6327 HERRINGTON HEAT & AC - PS #108, MS #107, PS #207, PS #106
SYST	63499	7-31-2014	54,344.50	603 HOUGHTON MIFFLIN COMPANY - TEXTBOOKS
SYST	63500	7-31-2014	115.44	9337 JEFF TITTLE - REIMBURSE
SYST	63501	7-31-2014	900.00	9901 JENNA HAUCK - REIMBURSE
SYST	63502	7-31-2014	722.11	8168 JOE DRENNON - REIMBURSE
SYST	63503	7-31-2014	67.50	7650 JOHN TALLEY - REIMBURSE
SYST	63504	7-31-2014	65.39	9164 KARA ELLERBEE - REIMBURSE
SYST	63505	7-31-2014	48.99	7075 KERRY VANCLEAVE - REIMBURSE
SYST	63506	7-31-2014	50.83	8633 KYLE LITTLE - REIMBURSE
SYST	63507	7-31-2014	65.51	9928 LAUREN BAIN - REIMBURSE
SYST	63508	7-31-2014	6,877.85	9924 LEARNING A-Z AND EXPLORELEARNING - PS/ED READING SOFTWARE
SYST	63509	7-31-2014	55.17	8169 LUKE BLACKWELL - REIMBURSE
SYST	63510	7-31-2014	300.00	7113 MESQUITE ISD - BAND
SYST	63511	7-31-2014	2,522.07	9619 MINEOLA FLOOR & DECOR - Stadium Concession Floor
SYST	63512	7-31-2014	2,220.44	8076 MINEOLA ISD TAX COLLECTOR - Auto TAX Pymt
SYST	63513	7-31-2014	55.90	921 NELDA SHIPP - REIMBURSE
SYST	63514	7-31-2014	20.70	8156 NORTH TEXAS TOLLWAY AUTHORITY - Toll chg
SYST	63515	7-31-2014	119.00	6938 REGAN BRANDON - REIMBURSE
SYST	63516	7-31-2014	100.00	1365 REGION VII EDUCATION SERVICE CENTER - Johnson, led Kins
SYST	63517	7-31-2014	72.90	9906 RHEAGAN PENN - REIMBURSE
SYST	63518	7-31-2014	46.48	8170 RYAN STEADMAN - REIMBURSE
SYST	63519	7-31-2014	1,281.34	5356 SAM'S CLUB DIRECT - HS MATH
SYST	63520	7-31-2014	247.23	729 SCHOLASTIC MAGAZINES - MS READING
SYST	63521	7-31-2014	594.75	724 SCHOOL SPECIALTY, INC. - ES CHARTS
SYST	63522	7-31-2014	6,094.00	4835 SIGN MART - HS Branding
SYST	63523	7-31-2014	43.65	9631 STEPHEN ALMUETE - REIMBURSE
SYST	63524	7-31-2014	130.41	2013 STORY-WRIGHT INC. - All OFFICES
SYST	63525	7-31-2014	49,562.00	9623 STUDENT INSURANCE PLANS, LLC - 14/15 Athletic INS.
SYST	63526	7-31-2014	35.00	6883 SUBWAY - School BOARD
SYST	63527	7-31-2014	1,572.25	7168 SUDDENLINK COMMUNICATIONS - SUPERNET II, HS
SYST	63528	7-31-2014	210.00	3765 TASSP - Gould
SYST	63529	7-31-2014	25,075.00	5035 TATUM MUSIC CO, INC - MS BAND
SYST	63530	7-31-2014	25.00	8369 TEXAS COMPTROLLER OF PUBLIC ACCOUNT - TAX OFFICE
SYST	63531	7-31-2014	3,000.00	3486 TEXAS TECH UNIVERSITY - MEREDITH SCHOLARSHIP
SYST	63532	7-31-2014	457.30	7185 THE BANDMANS COMPANY - HS BAND
SYST	63533	7-31-2014	371.09	9304 TRAVIS JACKSON - REIMBURSE
SYST	63534	7-31-2014	3,000.00	3943 TYLER JUNIOR COLLEGE - Meredith Foundation
SYST	63535	7-31-2014	3,000.00	5604 UNIVERSITY OF TEXAS AT TYLER - Meredith Foundation
SYST	63536	7-31-2014	41.75	8425 VERIZON - Cell Phone
SYST	63537	7-31-2014	695.00	807 VISUAL TECHNIQUES, INC. - MS MATH
SYST	63538	7-31-2014	307.92	822 WAL-MART STORES TEXAS, LLC - ADM, 2ND G
SYST	63539	7-31-2014	50.00	4303 WILLIAM BJORK - REIMBURSE
OFFC	63540	7-31-2014	15,200.00	7898 ADVANCED PAVING & SEALCOAT - ROAD WORK

BANK 01 TOTALS

	SYSTEM CHECKS	NO CHECKS	CHECK AMOUNTS
	SYSTEM CHECKS	139	886,829.84
	OFFICE CHECKS	4	26,710.02
	VOID CHECKS	1	0.00
		144	913,539.86