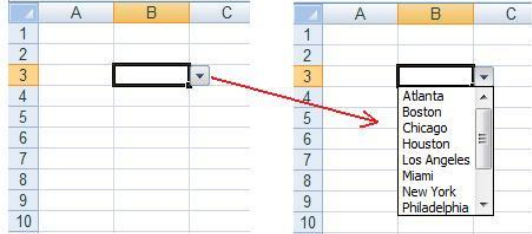
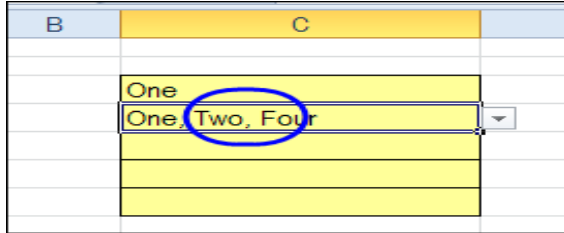

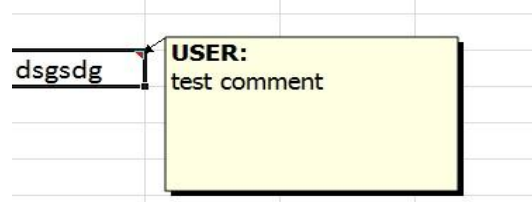


Required Information

LEA Name:	West Orange-	Campus Name:	North Early	ESC:	5
CDN:	181906	Campus Number:	041	Primary PSP:	Orla Gay Jenkins
Date of Public Hearing:	#####	Date of Approval by Board:	41547	Date Reconstitution Plan Completed and Approved by the Board:	30-Sep-13
District Leadership Team:	Orla Gay Jenkins			District Coordinator of School Improvement:	Brant Grahm
	Brant Grahm				
	Wayne Guidry				

Improvement Plan Tips

Feature	Explanation	Screenshot
Dropdown menu selection	Certain questions in this document will require you to choose a response from a dropdown menu of choices. To select one of the options, simply click on the cell with the dropdown menu. Then choose the appropriate option from the list of possible responses.	
Choosing multiple dropdown options	When selecting options from a dropdown menu, it is possible that more than one option may apply. If this is the case, simply click on any and all options that you would like to record. All options that were chosen will display in the cell, separated by commas.	
Deleting an option once it is chosen from a dropdown	There are three ways to delete an option once it is chosen: 1) delete all contents of the cell by pushing the "Delete" button on your keyboard. This will erase all options that were chosen. 2. Click on the blank option from the dropdown menu. This will erase all options that were chosen. 3) Click on the option from the dropdown menu that you would like to erase. This action will erase only the option that is re-selected.	
Viewing comments	Throughout this document there are various cells containing comment boxes with further information and guidance. These cells marked with a small red icon in the corner of the cell. In order to view the comments in these cells, hover your mouse over the cell and the text box will appear.	
Smart Form	As you fill out this document, the information that you provide will be used to customize the document. As such, the document will only display the questions that apply to you (as a campus or district).	N/A

LEA Name:	West Orange-Cove CISD
Campus Name:	North Early Learning Center

Data Analysis Summary

Is this a district submission or campus submission?	Paired with West Orange-Stark Elementary
Is your district staged in PBM?	Yes
Definition/Purpose:	<i>Data analysis and review of student level data conducted by the intervention team [Texas Education Code (TEC) §39.106 (a) and 19 Texas Administrative Code (TAC) §97.1071] is designed to identify factors contributing to low performance and ineffectiveness of program areas. Data analysis informs the needs assessment and leads to a targeted improvement plan.</i>
Summary of findings	A data summary captures patterns and trends in the data. A summary of findings is a way to synthesize the outcome of the data analysis to create the basis for the needs assessment process.
Section 1: Student Achievement	
Index met?	
What are the trends in the index 1 data over time?	
What impact do the trends have on Index 1?	
What other insights do the data reveal that impact student success?	
Section 2: Student Progress	
Index met?	
What are the trends in the index 2 data over time?	
What impact do the trends have on Index 2?	
What other insights do the data reveal that impact student success?	
Section 3: Closing Performance Gaps	
Index met?	
What are the trends in the index 3 data over time?	
What impact do the trends have on Index 3?	
What other insights do the data reveal that impact student success?	

LEA Name:	West Orange-Cove CISD
Campus Name:	North Early Learning Center

Data Analysis Summary

LEA Name:	West Orange-Cove CISD
Campus Name:	North Early Learning Center

Needs Assessment Summary and Improvement Plan

Definition/Purpose:	<i>After your data analysis yields a summary of findings, the next step is to engage in the needs assessment process to identify needs and establish priorities. The 5 steps of the needs assessment include: Step 1: Establish Purpose of Needs Assessment and Establish the Team, Step 2: Gather Data, Step 3: Data Analysis, Step 4: Root Cause Analysis, Step 5: Prioritize Needs. The needs assessment process is intended to safeguard against planning or implementing strategies before the root cause of a problem is understood.</i>
Identified and Prioritized Needs: It is important to prioritize your needs so that your improvement plan is targeted and focused. Although a CIP/DIP is critical to overall success, this improvement plan is intended to address the specific reasons for low performance in the state accountability system. To ensure a targeted improvement plan, identify what focus areas will have the greatest impact on the reason(s) for low performance in an index, system safeguard or PBM indicator and ensure those are your prioritized needs.	
Need 1:	Improve Attendance
Need 2:	Four year old's being able to produce words that rhyme.
Need 3:	completing nursery rhymes.
Need 4:	Four year old's recognizing numerals.
Need 5:	Collecting and organizing data in graphic representation.
Need 6:	

*****Important Notice! Upon completion of the Improvement Plan, please complete Attestation Statement at the bottom of this tab!*****

Need:	Improve Attendance
Index:	1
Critical Success Factor:	Increased Learning Time
Annual Goal:	95% Attendance
Strategy:	Implementing a corrective plan that addresses attendance every six weeks with parents and students.

LEA Name:	West Orange-Cove CISD
Campus Name:	North Early Learning Center

Needs Assessment Summary and Improvement Plan

How will addressing this need impact the index/CSF or major system identified?	falling below grade level is student mobility and absenteeism. Increased attendance will increase instructional time and result in improved assessment scores.	
---	--	--

1

LEA Name:	West Orange-Cove CISD
Campus Name:	North Early Learning Center

Needs Assessment Summary and Improvement Plan

Need

Interventions by Quarter						
Q1 (July, Aug, Sept)	Q2 (Oct, Nov, Dec)		Q3 (Jan, Feb, Mar)		Q4 (Apr, May, June)	
To date, what actions have been taken to address Need 1?	Strategies from the Self-Assessment and Campus Improvement Plan have been implemented.		Q2 Goal:	Q3 Goal:	Q4 Goal:	
	Interventions:		Interventions:		Interventions:	
	1)		1)		1)	
	2)		2)		2)	
	3)		3)		3)	
	4)		4)		4)	
What data will be collected to monitor interventions?		What data will be collected to monitor interventions?		What data will be collected to monitor interventions?		
1)		1)		1)		
2)		2)		2)		
3)		3)		3)		
4)		4)		4)		

End of Quarter Reporting						
Q1 Report	Q2 Report		Q3 Report		Q4 Report	
	Are you on track to meet the annual goal?		Are you on track to meet the annual goal?		Are you on track to meet the annual goal?	
	Describe the data or evidence used to determine if the goal will or won't be met.		data or evidence used to determine if the goal will or won't be met.		Describe the data or evidence used to determine if the goal will or won't be met.	
	What, if any, adjustments must be made in order to meet the annual goal?		What, if any, adjustments must be made in order to meet the annual goal?		What, if any, adjustments must be made in order to meet the annual goal?	

LEA Name:	West Orange-Cove CISD
Campus Name:	North Early Learning Center

Needs Assessment Summary and Improvement Plan

Need:	Four year old's being able to produce words that rhyme.
Index:	1
Critical Success Factor:	Improve Academic Performance
Annual Goal:	90%
Strategy:	Circle Best Practices, Owl Curriculum, manipulatives, phonemic awareness modeling strategies.
How will addressing this need impact the index and CSF identified?	To provide for the development of cognitive skills that will form a foundation for school readiness.

Interventions by Quarter

		Q1 (July, Aug, Sept)	Q2 (Oct, Nov, Dec)	Q3 (Jan, Feb, Mar)	Q4 (Apr, May, June)
Need 2	To date, what actions have been taken to address Need 2?	Circle Best practices have been explained to teachers and they are currently implementing. Owl curriculum is being implemented and data is being analyzed from initial assessments.			
			Q2 Goal:	Q3 Goal:	Q4 Goal:
			Interventions:	Interventions:	Interventions:
			1)	1)	1)
			2)	2)	2)
			3)	3)	3)
			4)	4)	4)
	What data will be collected to monitor interventions?	What data will be collected to monitor interventions?	What data will be collected to monitor interventions?		
	1)	1)	1)		
	2)	2)	2)		
	3)	3)	3)		
	4)	4)	4)		

LEA Name:	West Orange-Cove CISD
Campus Name:	North Early Learning Center

Needs Assessment Summary and Improvement Plan

End of Quarter Reporting						
Q1 Report	Q2 Report		Q3 Report		Q4 Report	
	Are you on track to meet the annual goal?		Are you on track to meet the annual goal?		Are you on track to meet the annual goal?	
	Describe the data or evidence used to determine if the goal will or won't be met.		Describe the data or evidence used to determine if the goal will or won't be met.		Describe the data or evidence used to determine if the goal will or won't be met.	
	What, if any, adjustments must be made in order to meet the annual goal?		What, if any, adjustments must be made in order to meet the annual goal?		What, if any, adjustments must be made in order to meet the annual goal?	

Need:	Three year old's completing nursery rhymes.
Index:	1
Critical Success Factor:	Improve Academic Performance
Annual Goal:	90%
Strategy:	Circle Best Practices, Owl Curriculum, manipulatives, phonemic awareness modeling strategies.
How will addressing this need impact the index and CSF identified?	To provide for the development of cognitive skills that will form a foundation for school readiness.

LEA Name:	West Orange-Cove CISD
Campus Name:	North Early Learning Center

Needs Assessment Summary and Improvement Plan

LEA Name:	West Orange-Cove CISD
Campus Name:	North Early Learning Center

Needs Assessment Summary and Improvement Plan

Interventions by Quarter							
Q1 (July, Aug, Sept)		Q2 (Oct, Nov, Dec)		Q3 (Jan, Feb, Mar)		Q4 (Apr, May, June)	
Need 3	<p>To date, what actions have been taken to address Need 3?</p> <p>Owl curriculum is currently being implemented and three year old data collected in order to later analyze.</p>	Q2 Goal:		Q3 Goal:		Q4 Goal:	
		Interventions:		Interventions:		Interventions:	
		1)		1)		1)	
		2)		2)		2)	
		3)		3)		3)	
		4)		4)		4)	
What data will be collected to monitor interventions?		What data will be collected to monitor interventions?		What data will be collected to monitor interventions?			
1)		1)		1)		1)	
2)		2)		2)		2)	
3)		3)		3)		3)	
4)		4)		4)		4)	
End of Quarter Reporting							
Q1 Report		Q2 Report		Q3 Report		Q4 Report	
<p>Are you on track to meet the annual goal?</p> <p>Describe the data or evidence used to determine if the goal will or won't be met.</p> <p>What, if any, adjustments must be made in order to meet the annual goal?</p>		<p>Are you on track to meet the annual goal?</p> <p>Describe the data or evidence used to determine if the goal will or won't be met.</p> <p>What, if any, adjustments must be made in order to meet the annual goal?</p>		<p>Are you on track to meet the annual goal?</p> <p>Describe the data or evidence used to determine if the goal will or won't be met.</p> <p>What, if any, adjustments must be made in order to meet the annual goal?</p>		<p>Are you on track to meet the annual goal?</p> <p>Describe the data or evidence used to determine if the goal will or won't be met.</p> <p>What, if any, adjustments must be made in order to meet the annual goal?</p>	

LEA Name:	West Orange-Cove CISD
Campus Name:	North Early Learning Center

Needs Assessment Summary and Improvement Plan

Need:	Four year old's recognizing numerals.
Index:	1
Critical Success Factor:	Improve Academic Performance
Annual Goal:	numerals
Strategy:	Utilization of math manipulatives, increase repetition and cross curricular math activities. Implementation of OWL curriculum and Circle Best Practices.
How will addressing this need impact the index and CSF identified?	Numerical recognition is the foundation required before any computation skills can be required.

Interventions by Quarter

Need 4

Q1 (July, Aug, Sept)		Q2 (Oct, Nov, Dec)		Q3 (Jan, Feb, Mar)		Q4 (Apr, May, June)	
To date, what actions have been taken to address Need 4?	Owl Curriculum is currently being implemented. Teachers have been trained on how to utilize math in other subjects.	Q2 Goal:		Q3 Goal:		Q4 Goal:	
		Interventions:		Interventions:		Interventions:	
		1)		1)		1)	
		2)		2)		2)	
		3)		3)		3)	
		4)		4)		4)	
		What data will be collected to monitor interventions?	What data will be collected to monitor interventions?		What data will be collected to monitor interventions?		What data will be collected to monitor interventions?
	1)		1)		1)		
	2)		2)		2)		
	3)		3)		3)		
	4)		4)		4)		

LEA Name:	West Orange-Cove CISD
Campus Name:	North Early Learning Center

Needs Assessment Summary and Improvement Plan

End of Quarter Reporting						
Q1 Report	Q2 Report		Q3 Report		Q4 Report	
	Are you on track to meet the annual goal?		Are you on track to meet the annual goal?		Are you on track to meet the annual goal?	
	Describe the data or evidence used to determine if the goal will or won't be met.		Describe the data or evidence used to determine if the goal will or won't be met.		Describe the data or evidence used to determine if the goal will or won't be met.	
	What, if any, adjustments must be made in order to meet the annual goal?		What, if any, adjustments must be made in order to meet the annual goal?		What, if any, adjustments must be made in order to meet the annual goal?	

Need:	Collecting and organizing data in graphic representation.
Index:	1
Critical Success Factor:	Improve Academic Performance
Annual Goal:	90%
Strategy:	Incorporate graphs daily in multiple content areas
How will addressing this need impact the index and CSF identified?	Being able to collect and organize data graphically is a higher order thinking skill that will lead our students in becoming independent learners.

LEA Name:	West Orange-Cove CISD
Campus Name:	North Early Learning Center

Needs Assessment Summary and Improvement Plan

Interventions by Quarter							
Q1 (July, Aug, Sept)		Q2 (Oct, Nov, Dec)		Q3 (Jan, Feb, Mar)		Q4 (Apr, May, June)	
Need 5	To date, what actions have been taken to address Need 5? Students are being encouraged to use mathematical language to describe data and teachers are incorporating graphs daily.	Q2 Goal:		Q3 Goal:		Q4 Goal:	
		Interventions:		Interventions:		Interventions:	
		1)		1)		1)	
		2)		2)		2)	
		3)		3)		3)	
		4)		4)		4)	
What data will be collected to monitor interventions?		What data will be collected to monitor interventions?		What data will be collected to monitor interventions?		What data will be collected to monitor interventions?	
1)		1)		1)		1)	
2)		2)		2)		2)	
3)		3)		3)		3)	
4)		4)		4)		4)	
End of Quarter Reporting							
Q1 Report		Q2 Report		Q3 Report		Q4 Report	
Are you on track to meet the annual goal?		Are you on track to meet the annual goal?		Are you on track to meet the annual goal?		Are you on track to meet the annual goal?	
Describe the data or evidence used to determine if the goal will or won't be met.		Describe the data or evidence used to determine if the goal will or won't be met.		Describe the data or evidence used to determine if the goal will or won't be met.		Describe the data or evidence used to determine if the goal will or won't be met.	
What, if any, adjustments must be made in order to meet the annual goal?		What, if any, adjustments must be made in order to meet the annual goal?		What, if any, adjustments must be made in order to meet the annual goal?		What, if any, adjustments must be made in order to meet the annual goal?	


LEA Name:	West Orange-Cove CISD
Campus Name:	North Early Learning Center

Needs Assessment Summary and Improvement Plan

Need 6	
---------------	--

LEA Name:	West Orange-Cove CISD
Campus Name:	North Early Learning Center


Needs Assessment Summary and Improvement Plan



LEA Name:	West Orange-Cove CISD
Campus Name:	North Early Learning Center


Needs Assessment Summary and Improvement Plan

Need 7



LEA Name:	West Orange-Cove CISD
Campus Name:	North Early Learning Center


Needs Assessment Summary and Improvement Plan



LEA Name:	West Orange-Cove CISD
Campus Name:	North Early Learning Center

Needs Assessment Summary and Improvement Plan

Need 8




LEA Name:	West Orange-Cove CISD
Campus Name:	North Early Learning Center

Needs Assessment Summary and Improvement Plan

Need 9

LEA Name:	West Orange-Cove CISD
Campus Name:	North Early Learning Center

Needs Assessment Summary and Improvement Plan



LEA Name:	West Orange-Cove CISD
Campus Name:	North Early Learning Center

Needs Assessment Summary and Improvement Plan

Need 10



Attestation Statement:	<input checked="" type="checkbox"/> By checking the box, I attest that an on-site needs assessment has been conducted TEC §39.106 (b) and recommendations were made by the intervention team when considered appropriate. In addition, these findings have been recorded and are available upon request.
-------------------------------	--

LEA Name:	st Orange-Cove CISD
Campus Name:	Early Learning Center

Corrective Action Plan

