

FY25 STATE AID EARNED
As of June 24, 2025

STATE EARNED

\$19,386,704

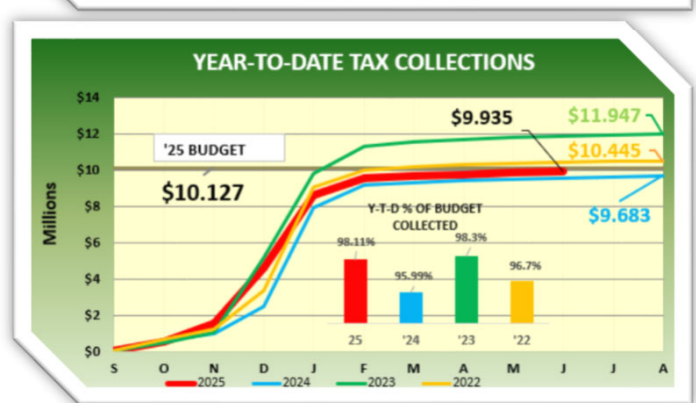
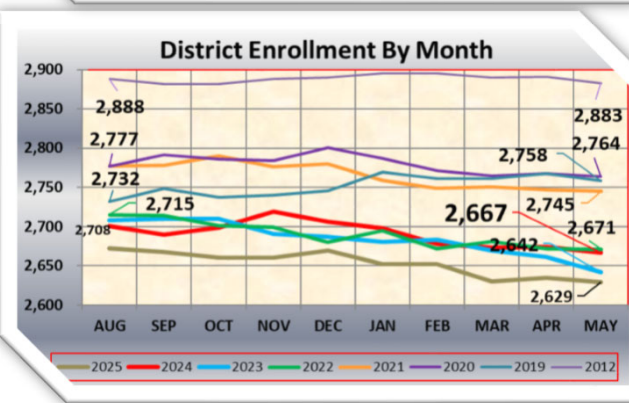
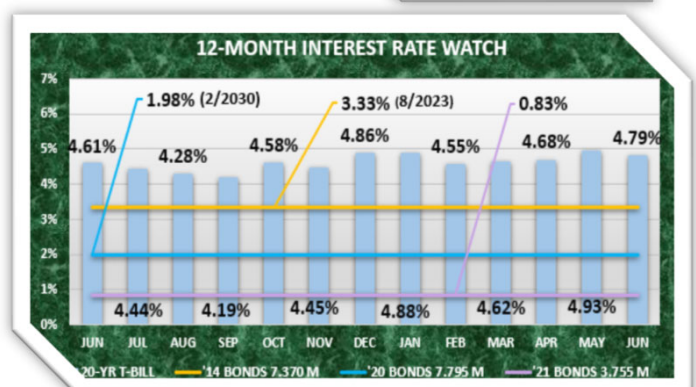
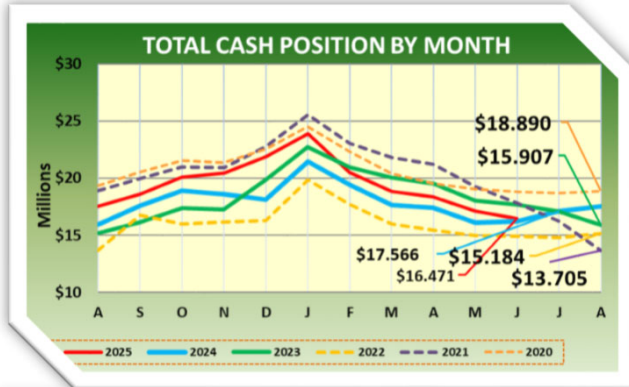
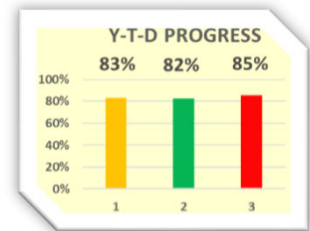
COMPARED TO BUDGET

\$18,920,000

GATESVILLE ISD

VITAL SIGNS

June 30, 2025



ENROLLMENT BY GRADE (May 31)

Grade	2020	2021	2022	2023	2024	2025
EE	19	14	19	22	31	39
PK	47	66	75	88	82	81
KD	212	215	178	185	194	177
1	190	211	218	187	214	193
2	203	181	202	212	205	204
3	212	195	196	203	203	205
4	207	213	185	184	211	196
5	216	214	210	192	185	210
6	201	210	203	209	201	182
7	233	200	207	210	203	192
8	197	220	203	201	201	201
9	240	202	228	201	203	193
10	206	227	171	202	178	188
11	193	193	195	164	201	171
12	188	184	181	182	155	197

ENROLLMENT CHANGE FROM LAST MONTH: -6												ENROLLMENT CHANGE FROM LAST YEAR: -38																	
EE	PK	KD	1	2	3	4	5	6	7	8	9	10	11	12	EE	PK	KD	1	2	3	4	5	6	7	8	9	10	11	12
2	-1	-2	1	-2	-1	0	0	-1	-1	0	0	0	-1	0	8	-1	-17	-21	-1	2	-15	25	-19	-11	0	-10	10	-30	42
PRI: -1			ELE: -2			INT: -1			JH: -1			HS: -1			PRI: -10			ELE: -20			INT: -9			JH: -11			HS: +12		

2024-2025 ATTENDANCE BY GRADE LEVEL (AUG 8 - MAY 31)

GRADE:	EE	PK	K	1	2	3	4	5	6	7	8	9	10	11	12	GISD
MAY	90.22%	92.30%	94.24%	95.79%	96.21%	94.82%	95.54%	95.43%	95.42%	94.47%	94.83%	93.02%	91.31%	90.74%	85.28%	93.61%
+/- APR	93.50% (+0.22%)			95.60% (+0.08%)			95.46% (-0.47%)			94.65% (-0.55%)			90.03% (-2.25%)			(-0.89%)
CAMPUS	PRIMARY			ELEMENTARY			INTERMEDIATE			JUNIOR HIGH			HIGH SCHOOL			GISD
Y-T-D	89.67%	93.20%	94.38%	95.19%	96.03%	95.27%	95.41%	94.92%	95.10%	94.80%	94.23%	92.30%	93.13%	92.66%	91.66%	94.20%
+/- '25	93.74% (+0.53%)			95.51% (+0.53%)			95.14% (+0.09%)			94.51% (+0.61%)			92.42% (-0.68%)			(+0.09%)
CAMPUS	PRIMARY			ELEMENTARY			INTERMEDIATE			JUNIOR HIGH			HIGH SCHOOL			GISD