

Mesquite ISD



For the Quarter Ended

May 31, 2014

Report Name

Certification Page
Executive Summary
Benchmark Comparison
Detail of Security Holdings
Change in Value
Earned Income
Investment Transactions
Amortization and Accretion
Projected Fixed Income Cash Flows

MARKET RECAP:

Economic data released during the month of May was generally good, but with just enough weakness mixed in to keep things in check. The ISM manufacturing index climbed from March's 53.7 to 54.9 in April, while the non-manufacturing index rose from 53.1 to 55.2. The employment report showed a gain of 288k jobs during April, the biggest monthly gain in two years. The unemployment rate declined to 6.3%, although much of the improvement was once again the result of a shrinking participation rate, which fell back to 62.8%, equaling the lowest since 1978. April retail sales rose by just 0.1%, a huge drop from the revised +1.5% March gain and suggesting that the snapback from poor sales during the cold winter may be very short-lived. Inflation indicators heated up as a third straight month of 0.4% increases in food costs drove headline CPI to a 0.3% gain in April. CPI is now advancing at a 2.0% year-over-year pace. Unfortunately for consumers, wages are failing to keep up as real hourly earnings fell 0.3% in April and are down 0.1% over the past 12 months. With wages flat-to-falling and costs for housing, food, and gasoline all rising, consumers are feeling pinched. This may be one explanation for some of the softer data. Housing reports were mixed in April with strength concentrated in multi-family units. Bank of America reported that since 2007, the number of renters in the U.S. has grown by 5.5 million, while the number of homeowners has declined by 1.5 million. Finally, first quarter GDP was revised sharply lower, from an initially reported +0.1% to -1.0%. As we have noted before, the poor economic performance in Q1 is largely being blamed on extremely cold weather. However, the severity of the decline suggests other factors are playing a role.

The surprising bond market rally continued in May as doubts about the vibrancy of the domestic economy and speculation of additional easing moves from the European Central Bank supported higher prices and lower bond yields. The 10-year T-note reached a 10-month low at 2.44% in May while the two-year closed as low as 0.34%. Stock markets extended their winning streak with both the Dow Jones Industrial Average and the S&P 500 closing the month at record highs. There was no FOMC meeting during May and there was nothing particularly newsworthy out of the Fed. Markets continue to expect a gradual reduction in the amount of quantitative easing, which will wind the program down before year end. Increases in benchmark overnight borrowing rates are still not expected until the second half of 2015, and have recently been pushed out towards the end of 2015.



**For the Quarter Ending
May 31, 2014**

The report is prepared for the **Mesquite ISD** (the “Entity”) in accordance with Chapter 2256 of the Texas Public Funds Investment Act (“PFIA”). Section 2256.023(a) of the PFIA states that: “Not less than quarterly, the investment officer shall prepare and submit to the governing body of the entity a written report of the investment transactions for all funds covered by this chapter for the preceding reporting period.” This report is signed by the Entity’s investment officers and includes the disclosures required in the PFIA. To the extent possible, market prices have been obtained from independent pricing sources.

The investment portfolio complied with the PFIA and the Entity’s approved Investment Policy and Strategy throughout the period. All investment transaction made in the portfolio during this period were made on behalf of the Entity and were made in full compliance with the PFIA and the approved Investment Policy

Investment Officers’ Certification:

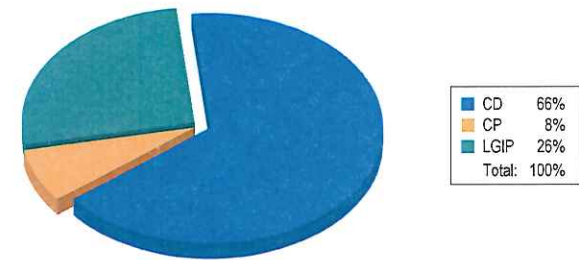
**Assistant Superintendent
Business Services**

**Administrative Officer
Budget/Finance**

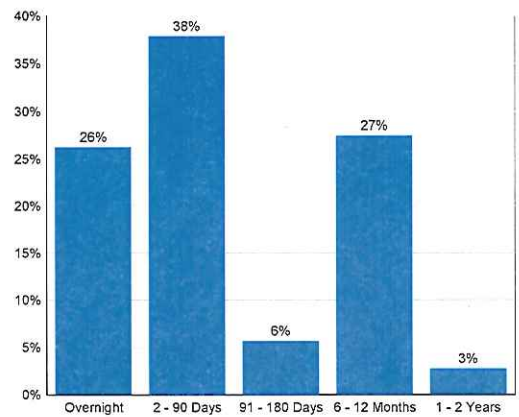
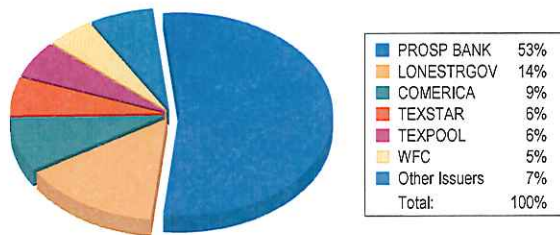
July 28, 2014

Account Summary **Allocation by Security Type**

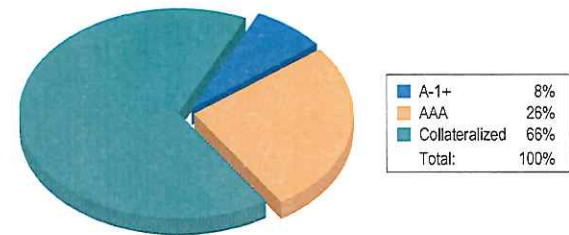
	Beginning Values as of 02/28/14	Ending Values as of 05/31/14
Par Value	234,013,322.79	237,737,257.33
Market Value	233,996,080.79	237,728,887.33
Book Value	233,996,457.87	237,730,662.37
Unrealized Gain / Loss	(377.08)	(1,775.04)
Market Value %	100.00%	100.00%
Weighted Avg. YTW	0.291%	0.240%
Weighted Avg. YTM	0.291%	0.240%

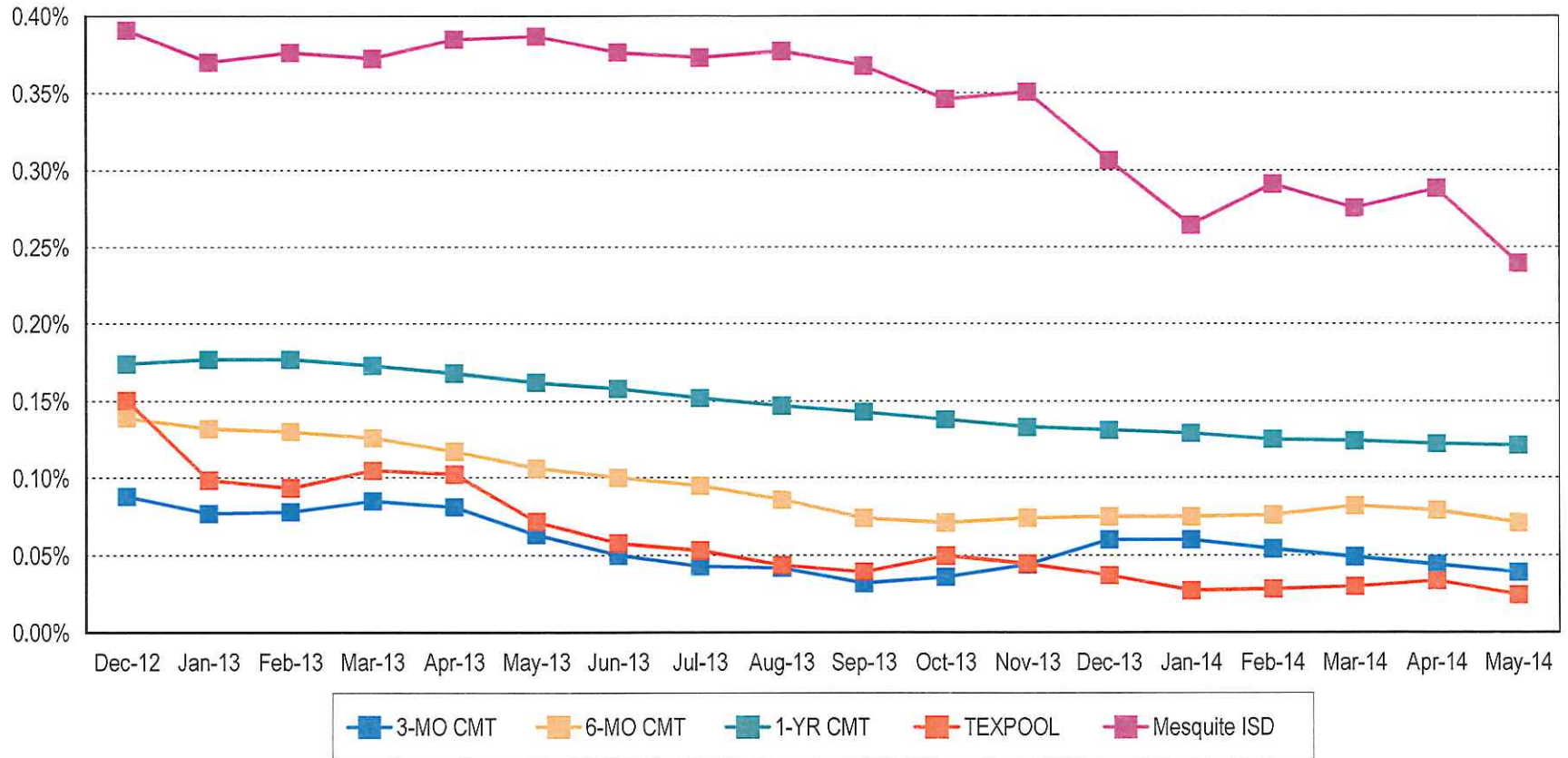


Allocation by Issuer **Maturity Distribution %** **Credit Quality**



Weighted Average Days to Maturity: 130





Note 1: CMT stands for Constant Maturity Treasury. This data is published in Federal Reserve Statistical Release H.15 and represents an average of all actively traded Treasury securities having that time remaining until maturity. This is a standard industry benchmark for Treasury securities. The CMT benchmarks are moving averages. The 3-month CMT is the daily average for the previous 3 months, the 6-month CMT is the daily average for the previous 6 months, and the 1-year and 2-year CMT's are the daily averages for the previous 12-months.

Note 2: Benchmark data for TexPool is the monthly average yield.



Mesquite ISD
Detail of Security Holdings
 As of 05/31/2014

CUSIP	Settle Date	Sec. Type	Sec. Description	CPN	Mty Date	Next Call	Call Type	Par Value	Purch Price	Orig Cost	Book Value	Mkt Price	Market Value	Days to Mty	Days to Call	YTM	YTW
Activity																	
TEXPOOL		LGIP	TexPool					1,441,184.86	100.000	1,441,184.86	1,441,184.86	100.000	1,441,184.86	1		0.024	0.024
TEXSTAR		LGIP	TexSTAR					6,835.98	100.000	6,835.98	6,835.98	100.000	6,835.98	1		0.027	0.027
CD-2441-1	05/27/14	CD	Comerica Bk CD	0.200	05/22/15			2,027,859.93	100.000	2,027,859.93	2,027,859.93	100.000	2,027,859.93	356		0.200	0.200
CD-0456-1	03/12/14	CD-IAM	Prosperity Bk CD	0.400	09/12/15			2,022,038.53	100.000	2,022,038.53	2,022,038.53	100.000	2,022,038.53	469		0.400	0.400
Total for Activity								5,497,919.30	100.000	5,497,919.30	5,497,919.30	100.000	5,497,919.30	304		0.227	0.227
Capital Project																	
LNSTGOV		LGIP	LoneStar Govt O/N					25,000,333.40	100.000	25,000,333.40	25,000,333.40	100.000	25,000,333.40	1		0.040	0.040
TEXPOOL		LGIP	TexPool					378.73	100.000	378.73	378.73	100.000	378.73	1		0.024	0.024
TEXSTAR		LGIP	TexSTAR					6,201,582.29	100.000	6,201,582.29	6,201,582.29	100.000	6,201,582.29	1		0.027	0.027
89233HHM9	05/23/14	CP - DISC	Toyota Mtr Cr		08/21/14			6,000,000.00	99.973	5,998,350.00	5,998,515.00	99.927	5,995,626.00	82		0.110	0.110
CD-0499	10/03/13	CD-IAM	Prosperity Bk CD	0.350	10/03/14			7,000,000.00	100.000	7,000,000.00	7,000,000.00	100.000	7,000,000.00	125		0.350	0.350
Total for Capital Project								44,202,294.42	99.996	44,200,644.42	44,200,809.42	99.990	44,197,920.42	32		0.097	0.097
Debt Service																	
LNSTGOV		LGIP	LoneStar Govt O/N					735,574.31	100.000	735,574.31	735,574.31	100.000	735,574.31	1		0.040	0.040
TEXPOOL		LGIP	TexPool					3,719,847.05	100.000	3,719,847.05	3,719,847.05	100.000	3,719,847.05	1		0.024	0.024
TEXSTAR		LGIP	TexSTAR					209,931.32	100.000	209,931.32	209,931.32	100.000	209,931.32	1		0.027	0.027
CD-90502	12/04/13	CD-IAM	Prosperity Bk CD	0.250	08/04/14			22,000,000.00	100.000	22,000,000.00	22,000,000.00	100.000	22,000,000.00	65		0.250	0.250
9497F1HD5	02/20/14	CP - DISC	Wells Fargo & Co		08/13/14			12,000,000.00	99.899	11,967,820.00	11,994,890.04	99.967	11,996,004.00	74		0.210	0.210
CD-0476-1	04/23/14	CD-IAM	Prosperity Bk CD	0.350	04/23/15			5,017,500.00	100.000	5,017,500.00	5,017,500.00	100.000	5,017,500.00	327		0.350	0.350
CD-90505	12/10/13	CD-IAM	Prosperity Bk CD	0.500	12/10/15			2,500,000.00	100.000	2,500,000.00	2,500,000.00	100.000	2,500,000.00	558		0.499	0.499
Total for Debt Service								46,182,852.68	99.974	46,170,672.68	46,177,742.72	99.991	46,178,856.68	116		0.241	0.241

CUSIP	Settle Date	Sec. Type	Sec. Description	CPN	Mty Date	Next Call	Call Type	Par Value	Purch Price	Orig Cost	Book Value	Mkt Price	Market Value	Days to Mty	Days to Call	YTM	YTW
Food Service																	
TEXPOOL		LGIP	TexPool					3,132,650.34	100.000	3,132,650.34	3,132,650.34	100.000	3,132,650.34	1		0.024	0.024
TEXSTAR		LGIP	TexSTAR					1,184,339.38	100.000	1,184,339.38	1,184,339.38	100.000	1,184,339.38	1		0.027	0.027
CD-0475	04/23/13	CD-IAM	Prosperity Bk CD	0.400	10/23/14			1,500,000.00	100.000	1,500,000.00	1,500,000.00	100.000	1,500,000.00	145		0.400	0.400
CD-2433-1	05/27/14	CD	Comerica Bk CD	0.200	05/22/15			2,027,859.93	100.000	2,027,859.93	2,027,859.93	100.000	2,027,859.93	356		0.200	0.200
CD-0455-1	03/12/14	CD-IAM	Prosperity Bk CD	0.400	09/12/15			2,022,038.53	100.000	2,022,038.53	2,022,038.53	100.000	2,022,038.53	469		0.399	0.399
Total for Food Service								9,866,888.18	100.000	9,866,888.18	9,866,888.18	100.000	9,866,888.18	192		0.195	0.195
Operating Fund																	
LNSTGOV		LGIP	LoneStar Govt O/N					8,344,145.33	100.000	8,344,145.33	8,344,145.33	100.000	8,344,145.33	1		0.040	0.040
TEXPOOL		LGIP	TexPool					4,113,040.35	100.000	4,113,040.35	4,113,040.35	100.000	4,113,040.35	1		0.024	0.024
TEXSTAR		LGIP	TexSTAR					6,976,079.31	100.000	6,976,079.31	6,976,079.31	100.000	6,976,079.31	1		0.027	0.027
CD-0465	12/31/12	CD-IAM	Prosperity Bk CD	0.400	06/30/14			10,000,000.00	100.000	10,000,000.00	10,000,000.00	100.000	10,000,000.00	30		0.398	0.398
CD-0511	01/09/14	CD-IAM	Prosperity Bk CD	0.250	07/09/14			20,000,000.00	100.000	20,000,000.00	20,000,000.00	100.000	20,000,000.00	39		0.250	0.250
CD-0512	01/09/14	CD-IAM	Prosperity Bk CD	0.250	08/09/14			10,000,000.00	100.000	10,000,000.00	10,000,000.00	100.000	10,000,000.00	70		0.250	0.250
CD-0515	02/27/14	CD-IAM	Prosperity Bk CD	0.250	08/27/14			5,000,000.00	100.000	5,000,000.00	5,000,000.00	100.000	5,000,000.00	88		0.250	0.250
CD-0492	08/29/13	CD-IAM	Prosperity Bk CD	0.350	08/29/14			5,000,000.00	100.000	5,000,000.00	5,000,000.00	100.000	5,000,000.00	90		0.350	0.350
CD-0498	10/03/13	CD-IAM	Prosperity Bk CD	0.350	10/03/14			5,000,000.00	100.000	5,000,000.00	5,000,000.00	100.000	5,000,000.00	125		0.350	0.350
CD-3240	02/21/13	CD	Comerica Bk CD	0.570	02/23/15			10,071,133.66	100.000	10,071,133.66	10,071,133.66	100.000	10,071,133.66	268		0.570	0.570
CD-0516	02/27/14	CD-IAM	Prosperity Bk CD	0.350	02/27/15			10,000,000.00	100.000	10,000,000.00	10,000,000.00	100.000	10,000,000.00	272		0.350	0.350
CD-0518	04/09/14	CD-IAM	Prosperity Bk CD	0.350	04/09/15			10,003,698.63	100.000	10,003,698.63	10,003,698.63	100.000	10,003,698.63	313		0.350	0.350
CD-3829	04/11/14	CD	Green Bk CD	0.350	04/11/15			10,000,000.00	100.000	10,000,000.00	10,000,000.00	100.000	10,000,000.00	315		0.350	0.350
CD-0501	11/04/13	CD-IAM	Prosperity Bk CD	0.400	05/04/15			10,034,984.28	100.000	10,034,984.28	10,034,984.28	100.000	10,034,984.28	338		0.398	0.398
CD-2425-1	05/27/14	CD	Comerica Bk CD	0.200	05/22/15			6,083,579.81	100.000	6,083,579.81	6,083,579.81	100.000	6,083,579.81	356		0.200	0.200
Total for Operating Fund								130,626,661.37	100.000	130,626,661.37	130,626,661.37	100.000	130,626,661.37	157		0.293	0.293
Self Health																	
TEXPOOL		LGIP	TexPool					1,360,641.38	100.000	1,360,641.38	1,360,641.38	100.000	1,360,641.38	1		0.024	0.024
Total for Self Health								1,360,641.38	100.000	1,360,641.38	1,360,641.38	100.000	1,360,641.38	1		0.024	0.024



Mesquite ISD
Detail of Security Holdings
As of 05/31/2014

CUSIP	Settle Date	Sec. Type	Sec. Description	CPN	Mty Date	Next Call	Call Type	Par Value	Purch Price	Orig Cost	Book Value	Mkt Price	Market Value	Days to Mty	Days to Call	YTM	YTW	
Total for Mesquite ISD									237,737,257.33	99.994	237,723,427.33	237,730,662.37	99.996	237,728,887.33	130		0.240	0.240

CUSIP	Security Type	Security Description	02/28/14 Book Value	Cost of Purchases	Maturities / Calls / Sales	Amortization / Accretion	Realized Gain/(Loss)	05/31/14 Book Value	02/28/14 Market Value	05/31/14 Market Value	Change in Mkt Value
Activity											
TEXPOOL	LGIP	TexPool	241,094.93	1,200,089.93	0.00	0.00	0.00	1,441,184.86	241,094.93	1,441,184.86	1,200,089.93
TEXSTAR	LGIP	TexSTAR	6,835.30	0.68	0.00	0.00	0.00	6,835.98	6,835.30	6,835.98	0.68
CD-0456	CD-IAM	Prosperity Bk CD 0.400 03/12/14	2,010,008.31	0.00	(2,010,008.31)	0.00	0.00	0.00	2,010,008.31	0.00	(2,010,008.31)
CD-0481	CD-IAM	Prosperity Bk CD 0.350 03/15/14	1,000,000.00	0.00	(1,000,000.00)	0.00	0.00	0.00	1,000,000.00	0.00	(1,000,000.00)
CD-2441	CD	Comerica Bk CD 0.690 05/27/14	2,024,375.41	2,258.50	(2,026,633.91)	0.00	0.00	0.00	2,024,375.41	0.00	(2,024,375.41)
CD-2441-1	CD	Comerica Bk CD 0.200 05/22/15	0.00	2,027,859.93	0.00	0.00	0.00	2,027,859.93	0.00	2,027,859.93	2,027,859.93
CD-0456-1	CD-IAM	Prosperity Bk CD 0.400 09/12/15	0.00	2,022,038.53	0.00	0.00	0.00	2,022,038.53	0.00	2,022,038.53	2,022,038.53
Total for Activity			5,282,313.95	5,252,247.57	(5,036,642.22)	0.00	0.00	5,497,919.30	5,282,313.95	5,497,919.30	215,605.35
Capital Project											
LNSTGOV	LGIP	LoneStar Govt O/N	0.00	25,000,333.42	0.00	0.00	0.00	25,000,333.40	0.00	25,000,333.40	25,000,333.40
TEXPOOL	LGIP	TexPool	378.73	0.00	0.00	0.00	0.00	378.73	378.73	378.73	0.00
TEXSTAR	LGIP	TexSTAR	3,001,097.32	4,700,288.90	(1,499,803.93)	0.00	0.00	6,201,582.29	3,001,097.32	6,201,582.29	3,200,484.97
CD-0480	CD-IAM	Prosperity Bk CD 0.350 03/14/14	5,000,000.00	0.00	(5,000,000.00)	0.00	0.00	0.00	5,000,000.00	0.00	(5,000,000.00)
89233HEP5	CP - DISC	Toyota Mtr Cr 0.000 05/23/14	7,995,204.48	0.00	(8,000,000.00)	4,795.52	0.00	0.00	7,997,496.00	0.00	(7,997,496.00)
89233HHM9	CP - DISC	Toyota Mtr Cr 0.000 08/21/14	0.00	5,998,350.00	0.00	165.00	0.00	5,998,515.00	0.00	5,995,626.00	5,995,626.00
CD-0499	CD-IAM	Prosperity Bk CD 0.350 10/03/14	7,000,000.00	0.00	0.00	0.00	0.00	7,000,000.00	7,000,000.00	7,000,000.00	0.00
Total for Capital Project			22,996,680.53	35,698,972.32	(14,499,803.93)	4,960.52	0.00	44,200,809.42	22,998,972.05	44,197,920.42	21,198,948.37
Debt Service											
LNSTGOV	LGIP	LoneStar Govt O/N	731,334.60	4,239.71	0.00	0.00	0.00	735,574.31	731,334.60	735,574.31	4,239.71
TEXPOOL	LGIP	TexPool	3,719,542.51	600,219.88	(599,915.34)	0.00	0.00	3,719,847.05	3,719,542.51	3,719,847.05	304.54
TEXSTAR	LGIP	TexSTAR	209,912.84	18.48	0.00	0.00	0.00	209,931.32	209,912.84	209,931.32	18.48
CD-0476	CD-IAM	Prosperity Bk CD 0.350 04/23/14	5,000,000.00	0.00	(5,000,000.00)	0.00	0.00	0.00	5,000,000.00	0.00	(5,000,000.00)
CD-90502	CD-IAM	Prosperity Bk CD 0.250 08/04/14	22,000,000.00	0.00	0.00	0.00	0.00	22,000,000.00	22,000,000.00	22,000,000.00	0.00
9497F1HD5	CP - DISC	Wells Fargo & Co 0.000 08/13/14	11,988,450.00	0.00	0.00	6,440.04	0.00	11,994,890.04	11,985,612.00	11,996,004.00	10,392.00
CD-0476-1	CD-IAM	Prosperity Bk CD 0.350 04/23/15	0.00	5,017,500.00	0.00	0.00	0.00	5,017,500.00	0.00	5,017,500.00	5,017,500.00
CD-90505	CD-IAM	Prosperity Bk CD 0.500 12/10/15	2,500,000.00	0.00	0.00	0.00	0.00	2,500,000.00	2,500,000.00	2,500,000.00	0.00
Total for Debt Service			46,149,239.95	5,621,978.07	(5,599,915.34)	6,440.04	0.00	46,177,742.72	46,146,401.95	46,178,856.68	32,454.73



Mesquite ISD
Change in Value
 From 02/28/2014 to 05/31/2014

CUSIP	Security Type	Security Description	02/28/14 Book Value	Cost of Purchases	Maturities / Calls / Sales	Amortization / Accretion	Realized Gain/(Loss)	05/31/14 Book Value	02/28/14 Market Value	05/31/14 Market Value	Change in Mkt Value
Food Service											
TEXPOOL	LGIP	TexPool	1,582,464.42	1,550,185.92	0.00	0.00	0.00	3,132,650.34	1,582,464.42	3,132,650.34	1,550,185.92
TEXSTAR	LGIP	TexSTAR	1,634,210.12	82.93	(449,953.67)	0.00	0.00	1,184,339.38	1,634,210.12	1,184,339.38	(449,870.74)
CD-0455	CD-IAM	Prosperity Bk CD 0.400 03/12/14	2,010,008.31	0.00	(2,010,008.31)	0.00	0.00	0.00	2,010,008.31	0.00	(2,010,008.31)
CD-2433	CD	Comerica Bk CD 0.690 05/27/14	2,024,375.41	2,258.50	(2,026,633.91)	0.00	0.00	0.00	2,024,375.41	0.00	(2,024,375.41)
CD-0475	CD-IAM	Prosperity Bk CD 0.400 10/23/14	1,500,000.00	0.00	0.00	0.00	0.00	1,500,000.00	1,500,000.00	1,500,000.00	0.00
CD-2433-1	CD	Comerica Bk CD 0.200 05/22/15	0.00	2,027,859.93	0.00	0.00	0.00	2,027,859.93	0.00	2,027,859.93	2,027,859.93
CD-0455-1	CD-IAM	Prosperity Bk CD 0.400 09/12/15	0.00	2,022,038.53	0.00	0.00	0.00	2,022,038.53	0.00	2,022,038.53	2,022,038.53
Total for Food Service			8,751,058.26	5,602,425.81	(4,486,595.89)	0.00	0.00	9,866,888.18	8,751,058.26	9,866,888.18	1,115,829.92



Mesquite ISD
Change in Value
 From 02/28/2014 to 05/31/2014

CUSIP	Security Type	Security Description	02/28/14 Book Value	Cost of Purchases	Maturities / Calls / Sales	Amortization / Accretion	Realized Gain/(Loss)	05/31/14 Book Value	02/28/14 Market Value	05/31/14 Market Value	Change in Mkt Value
Operating Fund											
LNSTGOV	LGIP	LoneStar Govt O/N	6,843,057.83	17,500,592.76	(15,999,505.26)	0.00	0.00	8,344,145.33	6,843,057.83	8,344,145.33	1,501,087.50
TEXPOOL	LGIP	TexPool	5,112,617.58	2,000,320.77	(2,999,898.00)	0.00	0.00	4,113,040.35	5,112,617.58	4,113,040.35	(999,577.23)
TEXSTAR	LGIP	TexSTAR	6,325,504.61	6,000,197.55	(5,349,622.85)	0.00	0.00	6,976,079.31	6,325,504.61	6,976,079.31	650,574.70
89233HCJ1	CP - DISC	Toyota Mtr Cr 0.000 03/18/14	9,999,480.60	0.00	(10,000,000.00)	519.40	0.00	0.00	9,999,650.00	0.00	(9,999,650.00)
CD-0510	CD-IAM	Prosperity Bk CD 0.150 04/09/14	10,000,000.00	0.00	(10,000,000.00)	0.00	0.00	0.00	10,000,000.00	0.00	(10,000,000.00)
CD-9192	CD	Comerica Bk CD 0.340 04/10/14	10,036,950.53	2,617.86	(10,039,568.39)	0.00	0.00	0.00	10,036,950.53	0.00	(10,036,950.53)
CD-0338-2	CD	Comerica Bk CD 0.480 04/22/14	10,223,736.98	3,764.57	(10,227,501.55)	0.00	0.00	0.00	10,223,736.98	0.00	(10,223,736.98)
CD-2425	CD	Comerica Bk CD 0.690 05/27/14	6,073,126.25	6,775.50	(6,079,901.75)	0.00	0.00	0.00	6,073,126.25	0.00	(6,073,126.25)
CD-0465	CD-IAM	Prosperity Bk CD 0.400 06/30/14	10,000,000.00	0.00	0.00	0.00	0.00	10,000,000.00	10,000,000.00	10,000,000.00	0.00
CD-0511	CD-IAM	Prosperity Bk CD 0.250 07/09/14	20,000,000.00	0.00	0.00	0.00	0.00	20,000,000.00	20,000,000.00	20,000,000.00	0.00
CD-0512	CD-IAM	Prosperity Bk CD 0.250 08/09/14	10,000,000.00	0.00	0.00	0.00	0.00	10,000,000.00	10,000,000.00	10,000,000.00	0.00
CD-0515	CD-IAM	Prosperity Bk CD 0.250 08/27/14	5,000,000.00	0.00	0.00	0.00	0.00	5,000,000.00	5,000,000.00	5,000,000.00	0.00
CD-0492	CD-IAM	Prosperity Bk CD 0.350 08/29/14	5,000,000.00	0.00	0.00	0.00	0.00	5,000,000.00	5,000,000.00	5,000,000.00	0.00
CD-0498	CD-IAM	Prosperity Bk CD 0.350 10/03/14	5,000,000.00	0.00	0.00	0.00	0.00	5,000,000.00	5,000,000.00	5,000,000.00	0.00
CD-3240	CD	Comerica Bk CD 0.570 02/23/15	10,057,149.13	13,984.53	0.00	0.00	0.00	10,071,133.66	10,057,149.13	10,071,133.66	13,984.53
CD-0516	CD-IAM	Prosperity Bk CD 0.350 02/27/15	10,000,000.00	0.00	0.00	0.00	0.00	10,000,000.00	10,000,000.00	10,000,000.00	0.00
CD-0518	CD-IAM	Prosperity Bk CD 0.350 04/09/15	0.00	10,003,698.63	0.00	0.00	0.00	10,003,698.63	0.00	10,003,698.63	10,003,698.63
CD-3829	CD	Green Bk CD 0.350 04/11/15	0.00	10,000,000.00	0.00	0.00	0.00	10,000,000.00	0.00	10,000,000.00	10,000,000.00
CD-0501	CD-IAM	Prosperity Bk CD 0.400 05/04/15	10,034,984.28	0.00	0.00	0.00	0.00	10,034,984.28	10,034,984.28	10,034,984.28	0.00
CD-2425-1	CD	Comerica Bk CD 0.200 05/22/15	0.00	6,083,579.81	0.00	0.00	0.00	6,083,579.81	0.00	6,083,579.81	6,083,579.81
Total for Operating Fund			149,706,607.79	51,615,531.98	(70,695,997.80)	519.40	0.00	130,626,661.37	149,706,777.19	130,626,661.37	(19,080,115.82)
Self Health											
TEXPOOL	LGIP	TexPool	1,110,557.39	250,083.99	0.00	0.00	0.00	1,360,641.38	1,110,557.39	1,360,641.38	250,083.99
Total for Self Health			1,110,557.39	250,083.99	0.00	0.00	0.00	1,360,641.38	1,110,557.39	1,360,641.38	250,083.99
Total for Mesquite ISD			233,996,457.87	104,041,239.74	(100,318,955.18)	11,919.96	0.00	237,730,662.37	233,996,080.79	237,728,887.33	3,732,806.54



Mesquite ISD
Earned Income
 From 02/28/2014 to 05/31/2014

CUSIP	Security Type	Security Description	Beg. Accrued	Interest Earned	Interest Rec'd / Sold / Matured	Interest Purchased	Ending Accrued	Disc Accr / Prem Amort	Net Income
Activity									
TEXPOOL	LGIP	TexPool	0.00	89.93	89.93	0.00	0.00	0.00	89.93
TEXSTAR	LGIP	TexSTAR	0.00	0.68	0.68	0.00	0.00	0.00	0.68
CD-0456	CD-IAM	Prosperity Bk CD 0.400 03/12/14	11,784.71	245.51	12,030.22	0.00	0.00	0.00	245.51
CD-0481	CD-IAM	Prosperity Bk CD 0.350 03/15/14	3,365.75	134.25	3,500.00	0.00	0.00	0.00	134.25
CD-2441	CD	Comerica Bk CD 0.690 05/27/14	76.54	3,407.98	3,484.52	0.00	0.00	0.00	3,407.98
CD-2441-1	CD	Comerica Bk CD 0.200 05/22/15	0.00	55.56	0.00	0.00	55.56	0.00	55.56
CD-0456-1	CD-IAM	Prosperity Bk CD 0.400 09/12/15	0.00	1,794.91	0.00	0.00	1,794.91	0.00	1,794.91
Total for Activity			15,227.00	5,728.82	19,105.35	0.00	1,850.47	0.00	5,728.82
Capital Project									
LNSTGOV	LGIP	LoneStar Govt O/N	0.00	333.40	333.40	0.00	0.00	0.00	333.40
TEXSTAR	LGIP	TexSTAR	0.00	484.97	484.97	0.00	0.00	0.00	484.97
CD-0480	CD-IAM	Prosperity Bk CD 0.350 03/14/14	16,876.71	623.29	17,500.00	0.00	0.00	0.00	623.29
89233HEP5	CP - DISC	Toyota Mtr Cr 0.000 05/23/14	0.00	0.00	0.00	0.00	0.00	4,795.52	4,795.52
89233HHM9	CP - DISC	Toyota Mtr Cr 0.000 08/21/14	0.00	0.00	0.00	0.00	0.00	165.00	165.00
CD-0499	CD-IAM	Prosperity Bk CD 0.350 10/03/14	10,001.37	6,175.34	0.00	0.00	16,176.71	0.00	6,175.34
Total for Capital Project			26,878.08	7,617.00	18,318.37	0.00	16,176.71	4,960.52	12,577.52
Debt Service									
LNSTGOV	LGIP	LoneStar Govt O/N	0.00	75.44	75.44	0.00	0.00	0.00	75.44
TEXPOOL	LGIP	TexPool	0.00	304.54	304.54	0.00	0.00	0.00	304.54
TEXSTAR	LGIP	TexSTAR	0.00	18.48	18.48	0.00	0.00	0.00	18.48
CD-0476	CD-IAM	Prosperity Bk CD 0.350 04/23/14	14,958.90	2,541.10	17,500.00	0.00	0.00	0.00	2,541.10
CD-90502	CD-IAM	Prosperity Bk CD 0.250 08/04/14	13,109.59	13,863.01	0.00	0.00	26,972.60	0.00	13,863.01
9497F1HD5	CP - DISC	Wells Fargo & Co 0.000 08/13/14	0.00	0.00	0.00	0.00	0.00	6,440.04	6,440.04
CD-0476-1	CD-IAM	Prosperity Bk CD 0.350 04/23/15	0.00	1,876.41	0.00	0.00	1,876.41	0.00	1,876.41
CD-90505	CD-IAM	Prosperity Bk CD 0.500 12/10/15	2,773.97	3,150.69	0.00	0.00	5,924.66	0.00	3,150.69
Total for Debt Service			30,842.46	21,829.67	17,898.46	0.00	34,773.67	6,440.04	28,269.71



Mesquite ISD
Earned Income
 From 02/28/2014 to 05/31/2014

CUSIP	Security Type	Security Description	Beg. Accrued	Interest Earned	Interest Rec'd / Sold / Matured	Interest Purchased	Ending Accrued	Disc Accr / Prem Amort	Net Income
Food Service									
TEXPOOL	LGIP	TexPool	0.00	185.92	185.92	0.00	0.00	0.00	185.92
TEXSTAR	LGIP	TexSTAR	0.00	129.26	129.26	0.00	0.00	0.00	129.26
CD-0455	CD-IAM	Prosperity Bk CD 0.400 03/12/14	11,784.71	245.51	12,030.22	0.00	0.00	0.00	245.51
CD-2433	CD	Comerica Bk CD 0.690 05/27/14	76.54	3,407.98	3,484.52	0.00	0.00	0.00	3,407.98
CD-0475	CD-IAM	Prosperity Bk CD 0.400 10/23/14	5,128.77	1,512.33	0.00	0.00	6,641.10	0.00	1,512.33
CD-2433-1	CD	Comerica Bk CD 0.200 05/22/15	0.00	55.56	0.00	0.00	55.56	0.00	55.56
CD-0455-1	CD-IAM	Prosperity Bk CD 0.400 09/12/15	0.00	1,794.91	0.00	0.00	1,794.91	0.00	1,794.91
Total for Food Service			16,990.02	7,331.47	15,829.92	0.00	8,491.57	0.00	7,331.47



Mesquite ISD
Earned Income
 From 02/28/2014 to 05/31/2014

CUSIP	Security Type	Security Description	Beg. Accrued	Interest Earned	Interest Rec'd / Sold / Matured	Interest Purchased	Ending Accrued	Disc Accr / Prem Amort	Net Income
Operating Fund									
LNSTGOV	LGIP	LoneStar Govt O/N	0.00	1,087.50	1,087.50	0.00	0.00	0.00	1,087.50
TEXPOOL	LGIP	TexPool	0.00	422.77	422.77	0.00	0.00	0.00	422.77
TEXSTAR	LGIP	TexSTAR	0.00	574.70	574.70	0.00	0.00	0.00	574.70
89233HCJ1	CP - DISC	Toyota Mtr Cr 0.000 03/18/14	0.00	0.00	0.00	0.00	0.00	519.40	519.40
CD-0510	CD-IAM	Prosperity Bk CD 0.150 04/09/14	2,095.89	1,602.74	3,698.63	0.00	0.00	0.00	1,602.74
CD-9192	CD	Comerica Bk CD 0.340 04/10/14	1,776.40	3,740.55	5,516.95	0.00	0.00	0.00	3,740.55
CD-0338-2	CD	Comerica Bk CD 0.480 04/22/14	941.14	6,992.89	7,934.03	0.00	0.00	0.00	6,992.89
CD-2425	CD	Comerica Bk CD 0.690 05/27/14	229.61	10,223.95	10,453.56	0.00	0.00	0.00	10,223.95
CD-0465	CD-IAM	Prosperity Bk CD 0.400 06/30/14	46,575.34	10,082.19	0.00	0.00	56,657.53	0.00	10,082.19
CD-0511	CD-IAM	Prosperity Bk CD 0.250 07/09/14	6,986.30	12,602.74	0.00	0.00	19,589.04	0.00	12,602.74
CD-0512	CD-IAM	Prosperity Bk CD 0.250 08/09/14	3,493.15	6,301.37	0.00	0.00	9,794.52	0.00	6,301.37
CD-0515	CD-IAM	Prosperity Bk CD 0.250 08/27/14	68.49	3,150.69	0.00	0.00	3,219.18	0.00	3,150.69
CD-0492	CD-IAM	Prosperity Bk CD 0.350 08/29/14	8,821.92	4,410.96	0.00	0.00	13,232.88	0.00	4,410.96
CD-0498	CD-IAM	Prosperity Bk CD 0.350 10/03/14	7,143.84	4,410.95	0.00	0.00	11,554.79	0.00	4,410.95
CD-3240	CD	Comerica Bk CD 0.570 02/23/15	942.34	14,457.67	13,984.53	0.00	1,415.48	0.00	14,457.67
CD-0516	CD-IAM	Prosperity Bk CD 0.350 02/27/15	191.78	8,821.92	0.00	0.00	9,013.70	0.00	8,821.92
CD-0518	CD-IAM	Prosperity Bk CD 0.350 04/09/15	0.00	5,084.07	0.00	0.00	5,084.07	0.00	5,084.07
CD-3829	CD	Green Bk CD 0.350 04/11/15	0.00	4,890.41	0.00	0.00	4,890.41	0.00	4,890.41
CD-0501	CD-IAM	Prosperity Bk CD 0.400 05/04/15	12,866.77	10,117.47	0.00	0.00	22,984.24	0.00	10,117.47
CD-2425-1	CD	Comerica Bk CD 0.200 05/22/15	0.00	166.67	0.00	0.00	166.67	0.00	166.67
Total for Operating Fund			92,132.97	109,142.21	43,672.67	0.00	157,602.51	519.40	109,661.61
Self Health									
TEXPOOL	LGIP	TexPool	0.00	83.99	83.99	0.00	0.00	0.00	83.99
Total for Self Health			0.00	83.99	83.99	0.00	0.00	0.00	83.99
Total for Mesquite ISD			182,070.53	151,733.16	114,908.76	0.00	218,894.93	11,919.96	163,653.12

Trade Date	Settle Date	CUSIP	Security Type	Security Description	Coupon	Mty Date	Call Date	Par Value	Price	Principal Amount	Int Purchased / Received	Total Amount	Realized Gain / Loss	YTM	YTW
Activity															
Maturities															
03/12/14	03/12/14	CD-0456	CD-IAM	Prosperity Bk CD	0.400	03/12/14		2,010,008.31	100.000	2,010,008.31	12,027.01	2,022,035.32		0.398	
03/15/14	03/15/14	CD-0481	CD-IAM	Prosperity Bk CD	0.350	03/15/14		1,000,000.00	100.000	1,000,000.00	3,500.00	1,003,500.00		0.350	
05/27/14	05/27/14	CD-2441	CD	Comerica Bk CD	0.690	05/27/14		2,026,633.91	100.000	2,026,633.91	0.00	2,026,633.91		0.690	
Total for: Maturities								5,036,642.22		5,036,642.22	15,527.01	5,052,169.23		0.506	
Purchases															
03/12/14	03/12/14	CD-0456-1	CD-IAM	Prosperity Bk CD	0.400	09/12/15		2,022,038.53	100.000	2,022,038.53	0.00	2,022,038.53		0.400	0.400
05/27/14	05/27/14	CD-2441-1	CD	Comerica Bk CD	0.200	05/22/15		2,027,859.93	100.000	2,027,859.93	0.00	2,027,859.93		0.200	0.200
Total for: Purchases								4,049,898.46		4,049,898.46	0.00	4,049,898.46		0.300	0.300
Income Payments															
03/12/14	03/12/14	CD-0456	CD-IAM	Prosperity Bk CD	0.400	03/12/14				0.00	3.21	3.21			
03/25/14	03/27/14	CD-2441	CD	Comerica Bk CD	0.690	05/27/14				0.00	1,071.54	1,071.54			
04/25/14	04/27/14	CD-2441	CD	Comerica Bk CD	0.690	05/27/14				0.00	1,186.96	1,186.96			
05/25/14	05/27/14	CD-2441	CD	Comerica Bk CD	0.690	05/27/14				0.00	1,226.02	1,226.02			
Total for: Income Payments										0.00	3,487.73	3,487.73			
Capitalized Interest															
03/25/14	03/25/14	CD-2441	CD	Comerica Bk CD	0.690	05/27/14		1,071.54	100.000	1,071.54	0.00	1,071.54			
04/25/14	04/25/14	CD-2441	CD	Comerica Bk CD	0.690	05/27/14		1,186.96	100.000	1,186.96	0.00	1,186.96			
Total for: Capitalized Interest								2,258.50		2,258.50	0.00	2,258.50			

Trade Date	Settle Date	CUSIP	Security Type	Security Description	Coupon	Mty Date	Call Date	Par Value	Price	Principal Amount	Int Purchased / Received	Total Amount	Realized Gain / Loss	YTM	YTW
Capital Project															
Maturities															
03/14/14	03/14/14	CD-0480	CD-IAM	Prosperity Bk CD	0.350	03/14/14		5,000,000.00	100.000	5,000,000.00	17,500.00	5,017,500.00		0.350	
05/23/14	05/23/14	89233HEP5	CP - DISC	Toyota Mtr Cr		05/23/14		8,000,000.00	100.000	8,000,000.00	0.00	8,000,000.00		0.261	
Total for: Maturities								13,000,000.00		13,000,000.00	17,500.00	13,017,500.00		0.295	
Purchases															
05/22/14	05/23/14	89233HHM9	CP - DISC	Toyota Mtr Cr		08/21/14		6,000,000.00	99.973	5,998,350.00	0.00	5,998,350.00		0.110	0.110
Total for: Purchases								6,000,000.00		5,998,350.00	0.00	5,998,350.00		0.110	0.110
Debt Service															
Maturities															
04/23/14	04/23/14	CD-0476	CD-IAM	Prosperity Bk CD	0.350	04/23/14		5,000,000.00	100.000	5,000,000.00	17,500.00	5,017,500.00		0.350	
Total for: Maturities								5,000,000.00		5,000,000.00	17,500.00	5,017,500.00		0.350	
Purchases															
04/23/14	04/23/14	CD-0476-1	CD-IAM	Prosperity Bk CD	0.350	04/23/15		5,017,500.00	100.000	5,017,500.00	0.00	5,017,500.00		0.350	0.350
Total for: Purchases								5,017,500.00		5,017,500.00	0.00	5,017,500.00		0.350	0.350



Mesquite ISD
Investment Transactions
 From 03/01/2014 to 05/31/2014

Trade Date	Settle Date	CUSIP	Security Type	Security Description	Coupon	Mty Date	Call Date	Par Value	Price	Principal Amount	Int Purchased / Received	Total Amount	Realized Gain / Loss	YTM	YTW
Food Service															
Maturities															
03/12/14	03/12/14	CD-0455	CD-IAM	Prosperity Bk CD	0.400	03/12/14		2,010,008.31	100.000	2,010,008.31	12,027.01	2,022,035.32		0.398	
05/27/14	05/27/14	CD-2433	CD	Comerica Bk CD	0.690	05/27/14		2,026,633.91	100.000	2,026,633.91	0.00	2,026,633.91		0.690	
Total for: Maturities								4,036,642.22		4,036,642.22	12,027.01	4,048,669.23		0.545	
Purchases															
03/12/14	03/12/14	CD-0455-1	CD-IAM	Prosperity Bk CD	0.400	09/12/15		2,022,038.53	100.000	2,022,038.53	0.00	2,022,038.53		0.399	0.399
05/27/14	05/27/14	CD-2433-1	CD	Comerica Bk CD	0.200	05/22/15		2,027,859.93	100.000	2,027,859.93	0.00	2,027,859.93		0.200	0.200
Total for: Purchases								4,049,898.46		4,049,898.46	0.00	4,049,898.46		0.299	0.299
Income Payments															
03/12/14	03/12/14	CD-0455	CD-IAM	Prosperity Bk CD	0.400	03/12/14				0.00	3.21	3.21			
03/25/14	03/27/14	CD-2433	CD	Comerica Bk CD	0.690	05/27/14				0.00	1,071.54	1,071.54			
04/25/14	04/27/14	CD-2433	CD	Comerica Bk CD	0.690	05/27/14				0.00	1,186.96	1,186.96			
05/25/14	05/27/14	CD-2433	CD	Comerica Bk CD	0.690	05/27/14				0.00	1,226.02	1,226.02			
Total for: Income Payments										0.00	3,487.73	3,487.73			
Capitalized Interest															
03/25/14	03/25/14	CD-2433	CD	Comerica Bk CD	0.690	05/27/14		1,071.54	100.000	1,071.54	0.00	1,071.54			
04/25/14	04/25/14	CD-2433	CD	Comerica Bk CD	0.690	05/27/14		1,186.96	100.000	1,186.96	0.00	1,186.96			
Total for: Capitalized Interest								2,258.50		2,258.50	0.00	2,258.50			

Trade Date	Settle Date	CUSIP	Security Type	Security Description	Coupon	Mty Date	Call Date	Par Value	Price	Principal Amount	Int Purchased / Received	Total Amount	Realized Gain / Loss	YTM	YTW
Operating Fund															
Maturities															
03/18/14	03/18/14	89233HCJ1	CP - DISC	Toyota Mtr Cr		03/18/14		10,000,000.00	100.000	10,000,000.00	0.00	10,000,000.00		0.110	
04/09/14	04/09/14	CD-0510	CD-IAM	Prosperity Bk CD	0.150	04/09/14		10,000,000.00	100.000	10,000,000.00	3,698.63	10,003,698.63		0.150	
04/10/14	04/10/14	CD-9192	CD	Comerica Bk CD	0.340	04/10/14		10,039,568.39	100.000	10,039,568.39	0.00	10,039,568.39		0.339	
04/22/14	04/22/14	CD-0338-2	CD	Comerica Bk CD	0.480	04/22/14		10,227,501.55	100.000	10,227,501.55	0.00	10,227,501.55		0.480	
05/27/14	05/27/14	CD-2425	CD	Comerica Bk CD	0.690	05/27/14		6,079,901.75	100.000	6,079,901.75	0.00	6,079,901.75		0.690	
Total for: Maturities								46,346,971.69		46,346,971.69	3,698.63	46,350,670.32		0.326	
Purchases															
04/09/14	04/09/14	CD-0518	CD-IAM	Prosperity Bk CD	0.350	04/09/15		10,003,698.63	100.000	10,003,698.63	0.00	10,003,698.63		0.350	0.350
04/11/14	04/11/14	CD-3829	CD	Green Bk CD	0.350	04/11/15		10,000,000.00	100.000	10,000,000.00	0.00	10,000,000.00		0.350	0.350
05/27/14	05/27/14	CD-2425-1	CD	Comerica Bk CD	0.200	05/22/15		6,083,579.81	100.000	6,083,579.81	0.00	6,083,579.81		0.200	0.200
Total for: Purchases								26,087,278.44		26,087,278.44	0.00	26,087,278.44		0.315	0.315
Income Payments															
03/10/14	03/10/14	CD-9192	CD	Comerica Bk CD	0.340	04/10/14				0.00	2,617.86	2,617.86			
03/21/14	03/23/14	CD-3240	CD	Comerica Bk CD	0.570	02/23/15				0.00	4,397.59	4,397.59			
03/22/14	03/22/14	CD-0338-2	CD	Comerica Bk CD	0.480	04/22/14				0.00	3,764.57	3,764.57			
03/25/14	03/27/14	CD-2425	CD	Comerica Bk CD	0.690	05/27/14				0.00	3,214.60	3,214.60			
04/10/14	04/10/14	CD-9192	CD	Comerica Bk CD	0.340	04/10/14				0.00	2,899.09	2,899.09			
04/21/14	04/23/14	CD-3240	CD	Comerica Bk CD	0.570	02/23/15				0.00	4,870.90	4,870.90			
04/22/14	04/22/14	CD-0338-2	CD	Comerica Bk CD	0.480	04/22/14				0.00	4,169.46	4,169.46			
04/25/14	04/27/14	CD-2425	CD	Comerica Bk CD	0.690	05/27/14				0.00	3,560.90	3,560.90			
05/21/14	05/23/14	CD-3240	CD	Comerica Bk CD	0.570	02/23/15				0.00	4,716.04	4,716.04			
05/25/14	05/27/14	CD-2425	CD	Comerica Bk CD	0.690	05/27/14				0.00	3,678.06	3,678.06			
Total for: Income Payments										0.00	37,889.07	37,889.07			
Capitalized Interest															
03/10/14	03/10/14	CD-9192	CD	Comerica Bk CD	0.340	04/10/14		2,617.86	100.000	2,617.86	0.00	2,617.86			
03/21/14	03/21/14	CD-3240	CD	Comerica Bk CD	0.570	02/23/15		4,397.59	100.000	4,397.59	0.00	4,397.59			



Mesquite ISD
Investment Transactions
 From 03/01/2014 to 05/31/2014

Trade Date	Settle Date	CUSIP	Security Type	Security Description	Coupon	Mty Date	Call Date	Par Value	Price	Principal Amount	Int Purchased / Received	Total Amount	Realized Gain / Loss	YTM	YTW
Operating Fund															
Capitalized Interest															
03/22/14	03/22/14	CD-0338-2	CD	Comerica Bk CD	0.480	04/22/14		3,764.57	100.000	3,764.57	0.00	3,764.57			
03/25/14	03/25/14	CD-2425	CD	Comerica Bk CD	0.690	05/27/14		3,214.60	100.000	3,214.60	0.00	3,214.60			
04/21/14	04/21/14	CD-3240	CD	Comerica Bk CD	0.570	02/23/15		4,870.90	100.000	4,870.90	0.00	4,870.90			
04/25/14	04/25/14	CD-2425	CD	Comerica Bk CD	0.690	05/27/14		3,560.90	100.000	3,560.90	0.00	3,560.90			
05/21/14	05/21/14	CD-3240	CD	Comerica Bk CD	0.570	02/23/15		4,716.04	100.000	4,716.04	0.00	4,716.04			
Total for: Capitalized Interest								27,142.46		27,142.46	0.00	27,142.46			



Mesquite ISD
Investment Transactions

From 03/01/2014 to 05/31/2014

Trade Date	Settle Date	CUSIP	Security Type	Security Description	Coupon	Mty Date	Call Date	Par Value	Price	Principal Amount	Int Purchased / Received	Total Amount	Realized Gain / Loss	YTM	YTW
------------	-------------	-------	---------------	----------------------	--------	----------	-----------	-----------	-------	------------------	--------------------------	--------------	----------------------	-----	-----

Total for All Portfolios

Transaction Type	Quantity	Total Amount	Realized G/L	YTM	YTW
Total Maturities	73,420,256.13	73,486,508.78		0.346	
Total Purchases	45,204,575.36	45,202,925.36		0.289	0.289
Total Income Payments	0.00	44,864.53			
Total Capitalized Interest	31,659.46	31,659.46			



Mesquite ISD
Amortization and Accretion
 From 02/28/2014 to 05/31/2014

CUSIP	Settle Date	Security Type	Security Description	Next Call Date	Purchase Qty	Orig Price	Original Cost	Amrt/Accr for Period	Total Amrt/Accr Since Purch	Remaining Disc / Prem	Book Value
Activity											
CD-0456	09/12/12	CD-IAM	Prosperity Bk CD 0.400 03/12/14		0.00	100.000	0.00	0.00	0.00	0.00	0.00
CD-0481	03/15/13	CD-IAM	Prosperity Bk CD 0.350 03/15/14		0.00	100.000	0.00	0.00	0.00	0.00	0.00
CD-2441	05/25/12	CD	Comerica Bk CD 0.690 05/27/14		0.00	100.000	0.00	0.00	0.00	0.00	0.00
CD-2441-1	05/27/14	CD	Comerica Bk CD 0.200 05/22/15		2,027,859.93	100.000	2,027,859.93	0.00	0.00	0.00	2,027,859.93
CD-0456-1	03/12/14	CD-IAM	Prosperity Bk CD 0.400 09/12/15		2,022,038.53	100.000	2,022,038.53	0.00	0.00	0.00	2,022,038.53
Total for Activity					4,049,898.46		4,049,898.46	0.00	0.00	0.00	4,049,898.46
Capital Project											
CD-0480	03/14/13	CD-IAM	Prosperity Bk CD 0.350 03/14/14		0.00	100.000	0.00	0.00	0.00	0.00	0.00
89233HEP5	08/30/13	CP - DISC	Toyota Mtr Cr 0.000 05/23/14		0.00	99.808	0.00	4,795.52	0.00	0.00	0.00
89233HHM9	05/23/14	CP - DISC	Toyota Mtr Cr 0.000 08/21/14		6,000,000.00	99.973	5,998,350.00	165.00	165.00	1,485.00	5,998,515.00
CD-0499	10/03/13	CD-IAM	Prosperity Bk CD 0.350 10/03/14		7,000,000.00	100.000	7,000,000.00	0.00	0.00	0.00	7,000,000.00
Total for Capital Project					13,000,000.00		12,998,350.00	4,960.52	165.00	1,485.00	12,998,515.00
Debt Service											
CD-0476	04/23/13	CD-IAM	Prosperity Bk CD 0.350 04/23/14		0.00	100.000	0.00	0.00	0.00	0.00	0.00
CD-90502	12/04/13	CD-IAM	Prosperity Bk CD 0.250 08/04/14		22,000,000.00	100.000	22,000,000.00	0.00	0.00	0.00	22,000,000.00
9497F1HD5	02/20/14	CP - DISC	Wells Fargo & Co 0.000 08/13/14		12,000,000.00	99.899	11,987,820.00	6,440.04	7,070.04	5,109.96	11,994,890.04
CD-0476-1	04/23/14	CD-IAM	Prosperity Bk CD 0.350 04/23/15		5,017,500.00	100.000	5,017,500.00	0.00	0.00	0.00	5,017,500.00
CD-90505	12/10/13	CD-IAM	Prosperity Bk CD 0.500 12/10/15		2,500,000.00	100.000	2,500,000.00	0.00	0.00	0.00	2,500,000.00
Total for Debt Service					41,517,500.00		41,505,320.00	6,440.04	7,070.04	5,109.96	41,512,390.04



Mesquite ISD
Amortization and Accretion
 From 02/28/2014 to 05/31/2014

CUSIP	Settle Date	Security Type	Security Description	Next Call Date	Purchase Qty	Orig Price	Original Cost	Amrt/Accr for Period	Total Amrt/Accr Since Purch	Remaining Disc / Prem	Book Value
Food Service											
CD-0455	09/12/12	CD-IAM	Prosperity Bk CD 0.400 03/12/14		0.00	100.000	0.00	0.00	0.00	0.00	0.00
CD-2433	05/25/12	CD	Comerica Bk CD 0.690 05/27/14		0.00	100.000	0.00	0.00	0.00	0.00	0.00
CD-0475	04/23/13	CD-IAM	Prosperity Bk CD 0.400 10/23/14		1,500,000.00	100.000	1,500,000.00	0.00	0.00	0.00	1,500,000.00
CD-2433-1	05/27/14	CD	Comerica Bk CD 0.200 05/22/15		2,027,859.93	100.000	2,027,859.93	0.00	0.00	0.00	2,027,859.93
CD-0455-1	03/12/14	CD-IAM	Prosperity Bk CD 0.400 09/12/15		2,022,038.53	100.000	2,022,038.53	0.00	0.00	0.00	2,022,038.53
Total for Food Service					5,549,898.46		5,549,898.46	0.00	0.00	0.00	5,549,898.46
Operating Fund											
89233HCJ1	01/13/14	CP - DISC	Toyota Mtr Cr 0.000 03/18/14		0.00	99.980	0.00	519.40	0.00	0.00	0.00
CD-0510	01/09/14	CD-IAM	Prosperity Bk CD 0.150 04/09/14		0.00	100.000	0.00	0.00	0.00	0.00	0.00
CD-3192	01/10/13	CD	Comerica Bk CD 0.340 04/10/14		0.00	100.000	0.00	0.00	0.00	0.00	0.00
CD-0338-2	10/22/12	CD	Comerica Bk CD 0.480 04/22/14		0.00	100.000	0.00	0.00	0.00	0.00	0.00
CD-2425	05/25/12	CD	Comerica Bk CD 0.690 05/27/14		0.00	100.000	0.00	0.00	0.00	0.00	0.00
CD-0465	12/31/12	CD-IAM	Prosperity Bk CD 0.400 06/30/14		10,000,000.00	100.000	10,000,000.00	0.00	0.00	0.00	10,000,000.00
CD-0511	01/09/14	CD-IAM	Prosperity Bk CD 0.250 07/09/14		20,000,000.00	100.000	20,000,000.00	0.00	0.00	0.00	20,000,000.00
CD-0512	01/09/14	CD-IAM	Prosperity Bk CD 0.250 08/09/14		10,000,000.00	100.000	10,000,000.00	0.00	0.00	0.00	10,000,000.00
CD-0515	02/27/14	CD-IAM	Prosperity Bk CD 0.250 08/27/14		5,000,000.00	100.000	5,000,000.00	0.00	0.00	0.00	5,000,000.00
CD-0492	08/29/13	CD-IAM	Prosperity Bk CD 0.350 08/29/14		5,000,000.00	100.000	5,000,000.00	0.00	0.00	0.00	5,000,000.00
CD-0498	10/03/13	CD-IAM	Prosperity Bk CD 0.350 10/03/14		5,000,000.00	100.000	5,000,000.00	0.00	0.00	0.00	5,000,000.00
CD-3240	02/21/13	CD	Comerica Bk CD 0.570 02/23/15		10,071,133.66	100.000	10,071,133.66	0.00	0.00	0.00	10,071,133.66
CD-0516	02/27/14	CD-IAM	Prosperity Bk CD 0.350 02/27/15		10,000,000.00	100.000	10,000,000.00	0.00	0.00	0.00	10,000,000.00
CD-0518	04/09/14	CD-IAM	Prosperity Bk CD 0.350 04/09/15		10,003,698.63	100.000	10,003,698.63	0.00	0.00	0.00	10,003,698.63
CD-3829	04/11/14	CD	Green Bk CD 0.350 04/11/15		10,000,000.00	100.000	10,000,000.00	0.00	0.00	0.00	10,000,000.00
CD-0501	11/04/13	CD-IAM	Prosperity Bk CD 0.400 05/04/15		10,034,984.28	100.000	10,034,984.28	0.00	0.00	0.00	10,034,984.28
CD-2425-1	05/27/14	CD	Comerica Bk CD 0.200 05/22/15		6,083,579.81	100.000	6,083,579.81	0.00	0.00	0.00	6,083,579.81
Total for Operating Fund					111,193,396.38		111,193,396.38	519.40	0.00	0.00	111,193,396.38
Total for Mesquite ISD					175,310,693.30		175,296,863.30	11,919.96	7,235.04	6,594.96	175,304,098.34



Mesquite ISD
Projected Cash Flows
Cash Flows for next 180 days from 05/31/2014

CUSIP	Security Type	Security Description	Pay Date	Interest	Principal	Total Amount
Capital Project						
89233HHM9	CP - DISC	Toyota Mtr Cr 0.000 08/21/14	08/21/14	0.00	6,000,000.00	6,000,000.00
CD-0499	CD-IAM	Prosperity Bk CD 0.350 10/03/14	10/03/14	24,500.00	7,000,000.00	7,024,500.00
Total for Capital Project				24,500.00	13,000,000.00	13,024,500.00
Debt Service						
CD-90502	CD-IAM	Prosperity Bk CD 0.250 08/04/14	08/04/14	36,616.43	22,000,000.00	22,036,616.43
9497F1HD5	CP - DISC	Wells Fargo & Co 0.000 08/13/14	08/13/14	0.00	12,000,000.00	12,000,000.00
Total for Debt Service				36,616.43	34,000,000.00	34,036,616.43
Food Service						
CD-0475	CD-IAM	Prosperity Bk CD 0.400 10/23/14	10/23/14	9,024.65	1,500,000.00	1,509,024.65
Total for Food Service				9,024.65	1,500,000.00	1,509,024.65



Mesquite ISD
Projected Cash Flows
Cash Flows for next 180 days from 05/31/2014

CUSIP	Security Type	Security Description	Pay Date	Interest	Principal	Total Amount
Operating Fund						
CD-3240	CD	Comerica Bk CD 0.570 02/23/15	06/23/14	4,873.24	0.00	4,873.24
CD-0465	CD-IAM	Prosperity Bk CD 0.400 06/30/14	06/30/14	76,493.15	10,000,000.00	10,076,493.15
CD-0511	CD-IAM	Prosperity Bk CD 0.250 07/09/14	07/09/14	25,000.00	20,000,000.00	20,025,000.00
CD-3829	CD	Green Bk CD 0.350 04/11/15	07/11/14	8,750.00	0.00	8,750.00
CD-3240	CD	Comerica Bk CD 0.570 02/23/15	07/23/14	4,716.04	0.00	4,716.04
CD-0512	CD-IAM	Prosperity Bk CD 0.250 08/09/14	08/09/14	14,520.54	10,000,000.00	10,014,520.54
CD-3240	CD	Comerica Bk CD 0.570 02/23/15	08/23/14	4,873.24	0.00	4,873.24
CD-0515	CD-IAM	Prosperity Bk CD 0.250 08/27/14	08/27/14	6,198.63	5,000,000.00	5,006,198.63
CD-0492	CD-IAM	Prosperity Bk CD 0.350 08/29/14	08/29/14	17,500.00	5,000,000.00	5,017,500.00
CD-3240	CD	Comerica Bk CD 0.570 02/23/15	09/23/14	4,873.24	0.00	4,873.24
CD-0498	CD-IAM	Prosperity Bk CD 0.350 10/03/14	10/03/14	17,500.00	5,000,000.00	5,017,500.00
CD-3829	CD	Green Bk CD 0.350 04/11/15	10/11/14	8,750.00	0.00	8,750.00
CD-3240	CD	Comerica Bk CD 0.570 02/23/15	10/23/14	4,716.04	0.00	4,716.04
CD-3240	CD	Comerica Bk CD 0.570 02/23/15	11/23/14	4,873.24	0.00	4,873.24
Total for Operating Fund				203,637.36	55,000,000.00	55,203,637.36



Mesquite ISD
Projected Cash Flows
Cash Flows for next 180 days from 05/31/2014

CUSIP	Security Type	Security Description	Pay Date	Interest	Principal	Total Amount
-------	---------------	----------------------	----------	----------	-----------	--------------

Total for All Portfolios

	June 2014	81,366.39	10,000,000.00	10,081,366.39		
	July 2014	38,466.04	20,000,000.00	20,038,466.04		
	August 2014	79,708.84	60,000,000.00	60,079,708.84		
	September 2014	4,873.24	0.00	4,873.24		
	October 2014	64,490.69	13,500,000.00	13,564,490.69		
	November 2014	4,873.24	0.00	4,873.24		
Total Projected Cash Flows for Mesquite ISD				273,778.44	103,500,000.00	103,773,778.44