


# River Road I.S.D.

## 2013-2014 BUDGET



# **RIVER ROAD I.S.D.**

## **2013-2014 BUDGET ASSUMPTIONS**

1. ADA for 2013-2014 will be 1,340.
2. The Legislature will appropriate an additional \$3.2 billion for schools.
3. Teachers will receive a \$2,000 salary increase.
4. Other staff will receive a 4.8% pay increase.
5. Salaries will not be approved by the Board until the legislature passes the State Budget.
6. The District will hold a Tax Ratification Election (TRE) to increase M&O Fund revenues.

# RIVER ROAD I.S.D.

## 2013-2014 BUDGET TOTALS

Maintenance & Operations (M&O):	\$11,103,289
Interest & Sinking – Debt (I&S):	1,430,151
Cafeteria Fund:	<u>1,003,074</u>
<b>TOTAL</b> (Excludes Grants & Activity Funds):	<b>\$13,536,514</b>

# RIVER ROAD I.S.D.

## 2013-2014 M&O BUDGET: Year-to-Year Comparison

<u>2011-2012</u>	<u>2012-2013</u>	<u>2013-2014</u>
\$9,613,997	\$10,141,017	\$11,103,289
\$ Change from Prev. Yr.:	\$527,020	\$962,272*
% Change from Prev. Yr.:	5.48%	9.49%

\*Note: 2013-14 increases include \$506,329 from including "On-Behalf" payments, \$401,620 from a TRE, and \$54,323 as an actual increase.

# RIVER ROAD I.S.D.

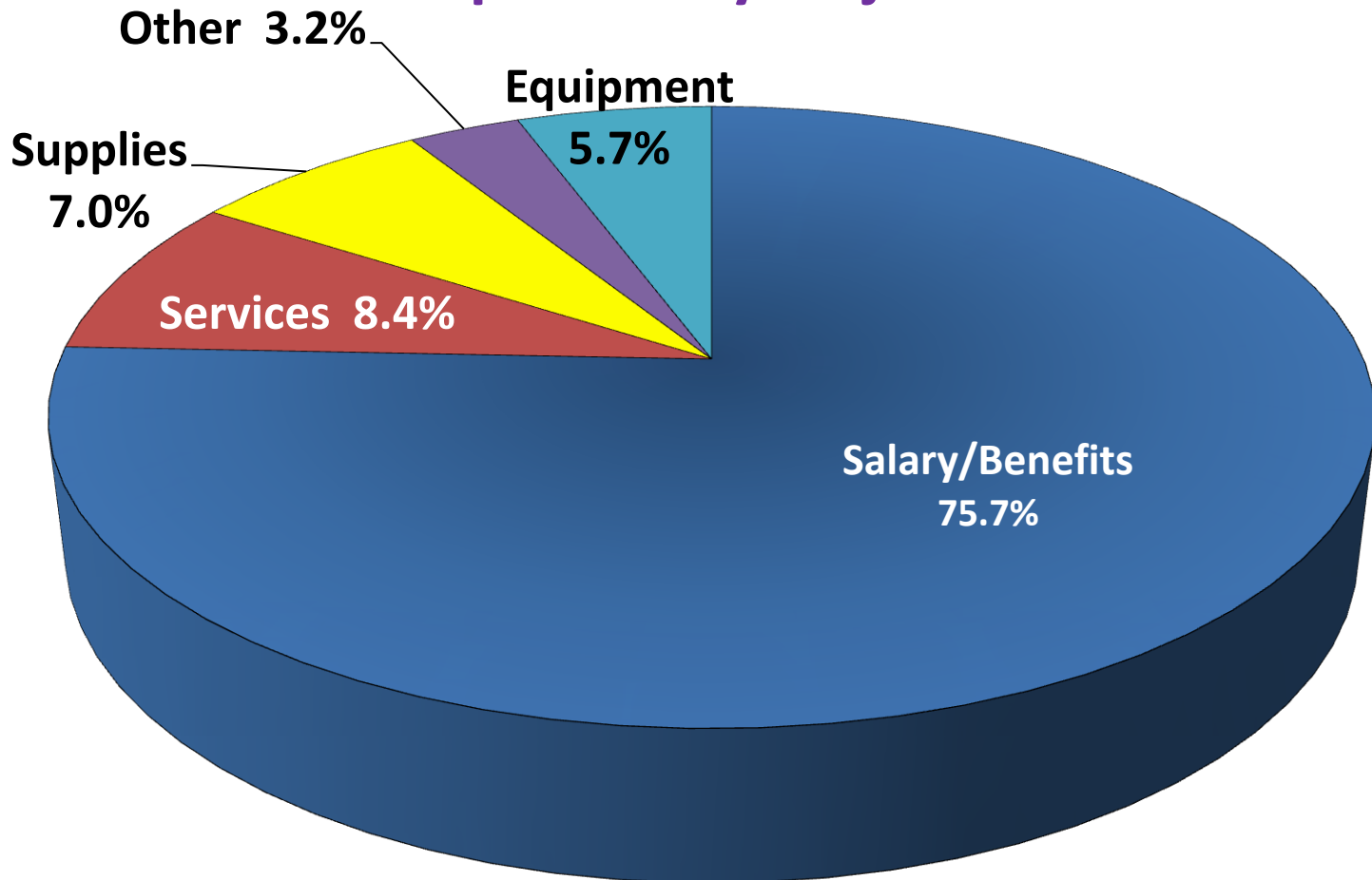
## 2013-2014 M&O BUDGET: By Object

Salaries & Benefits:	\$8,399,920
Contracted Services:	932,397
Supplies & Materials:	777,160
Other Operating Expenses:	361,759
Equipment Purchases:	<u>632,053</u>
TOTAL M&O BUDGET:	\$11,103,289

# RIVER ROAD I.S.D.

## 2013-2014 M&O BUDGET

### Expenses by Object



# RIVER ROAD I.S.D.

## M&O BUDGET: \$/ADA Comparison

Potter County and District Schools @ Compressed Rate

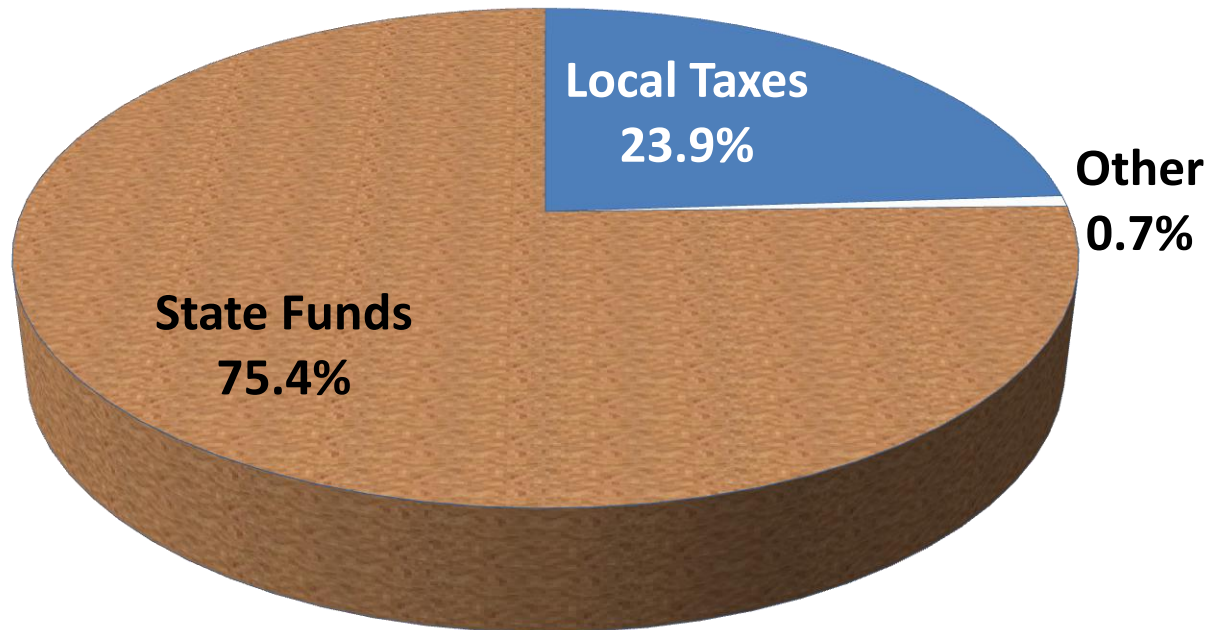
School District	2011-12 WADA	2011-12 Revenue/WADA
River Road	1,811	\$4,971
Amarillo	36,600	\$5,011
Bushland	1,674	\$6,193
Canyon	9,675	\$5,185
Highland Park	1,250	\$5,863
Borger	3,346	\$4,979
Dalhart	2,166	\$4,896
Pampa	4,297	\$5,150
Perryton	2,851	\$5,783
State Average	5,895,771	\$5,960

Source: TEA

# RIVER ROAD I.S.D.

## 2013-2014 M&O BUDGET

### Sources of Revenue





# RIVER ROAD I.S.D.

## 2013-2014 I&S BUDGET: Year-to-Year Comparison

<u>2011-2012</u>	<u>2012-2013</u>	<u>2013-2014</u>
\$1,405,700	\$1,381,100	\$1,430,151
\$ Change from Prev. Yr.:	(\$24,600)	\$49,051
% Change from Prev. Yr.:	(1.75%)	3.55%

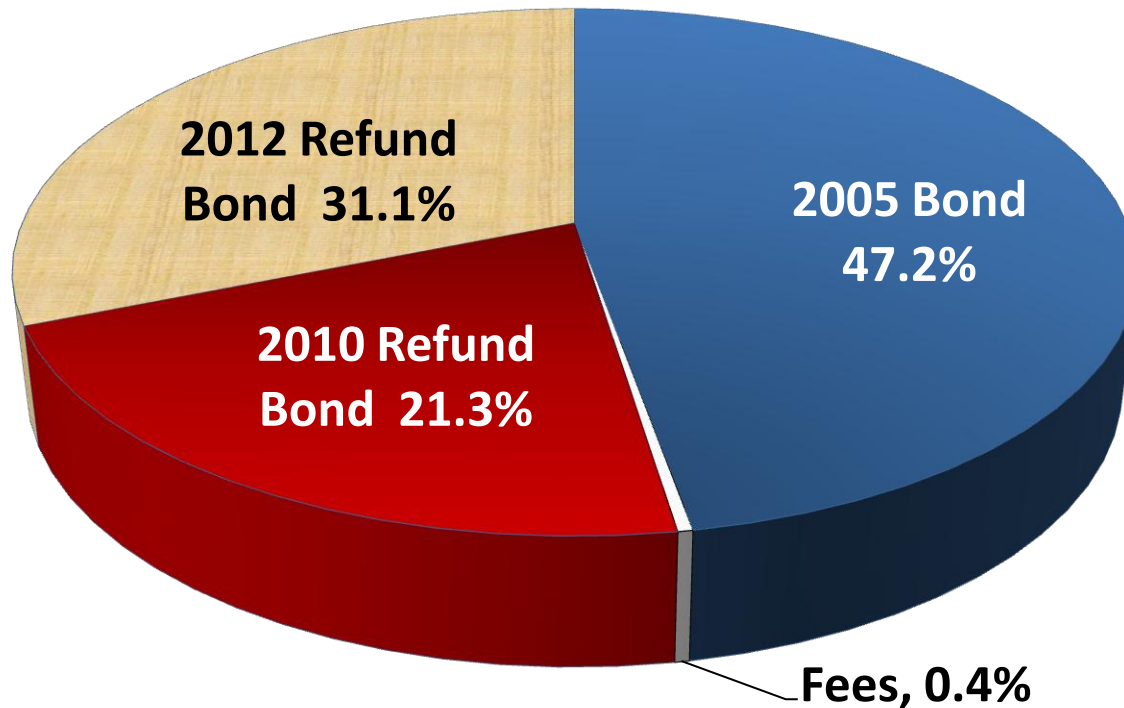
# RIVER ROAD I.S.D.

## 2013-2014 I&S BUDGET: Payments

2005 Bond principal	\$487,991
2005 Bond interest	187,090
2010 Refunding Bond principal	275,000
2010 Refunding Bond interest	29,400
2012 Refunding Bond principal	215,000
2012 Refunding Bond interest	230,550
Miscellaneous Fees	<u>5,200</u>
TOTAL	\$1,430,151

# RIVER ROAD I.S.D. 2013-2014 I&S BUDGET

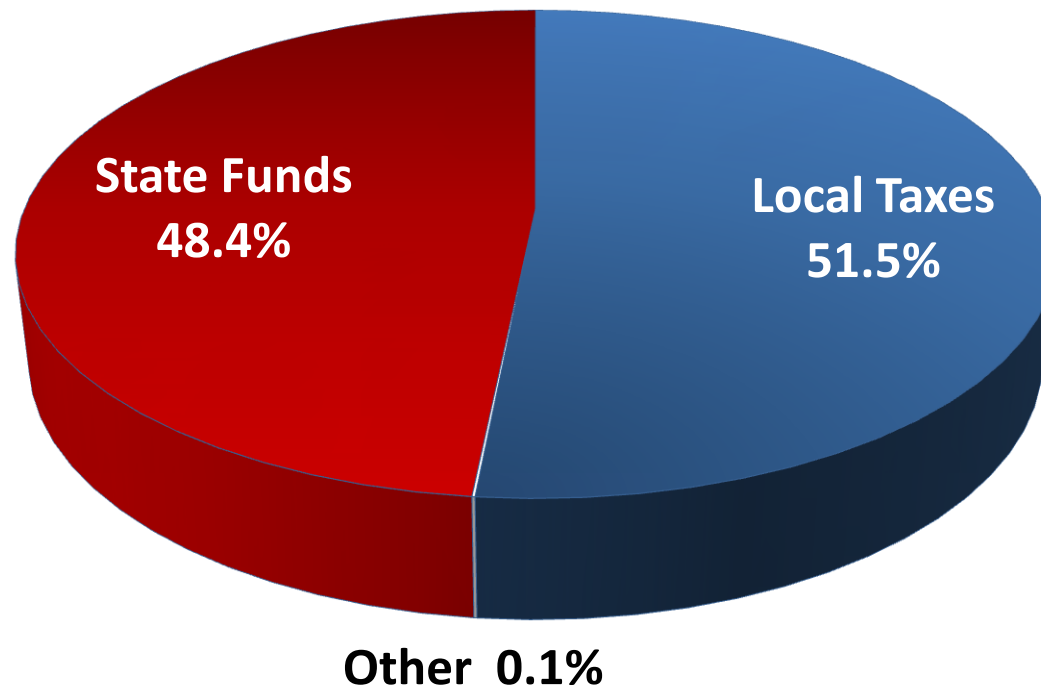
## I&S Payment Uses



# RIVER ROAD I.S.D.

## 2013-2014 I&S BUDGET

### Sources of Revenue



# RIVER ROAD I.S.D.

## 2013-2014 CAFÉ BUDGET: Year-to-Year Comparison

<u>2011-2012</u>	<u>2012-2013</u>	<u>2013-2014</u>
\$894,103	\$965,689	\$1,003,074
\$ Change from Prev. Yr.:	\$71,586	\$37,385*
% Change from Prev. Yr.:	8.01%	3.87%

\* Note: \$22,615 of the increase is from including “On-Behalf” payments in the budget for the first time. The actual increase is \$14,770.

# RIVER ROAD I.S.D.

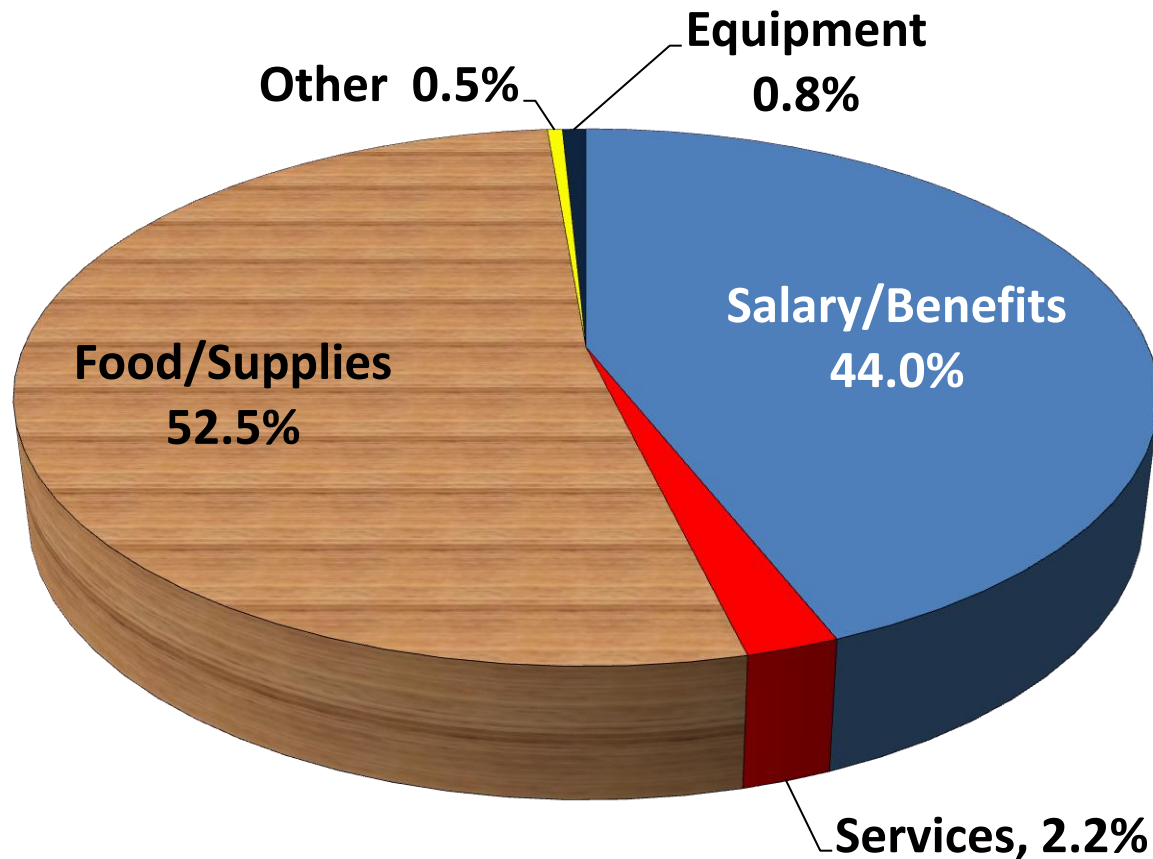
## 2013-2014 CAFÉ BUDGET: By Object

Salaries & Benefits:	\$441,319
Contracted Services:	22,335
Food, Supplies & Materials:	526,386
Other Operating Expenses:	5,034
Equipment Purchases:	<u>8,000</u>
TOTAL CAFETERIA BUDGET:	\$1,003,074

# RIVER ROAD I.S.D.

## 2013-2014 CAFÉ BUDGET

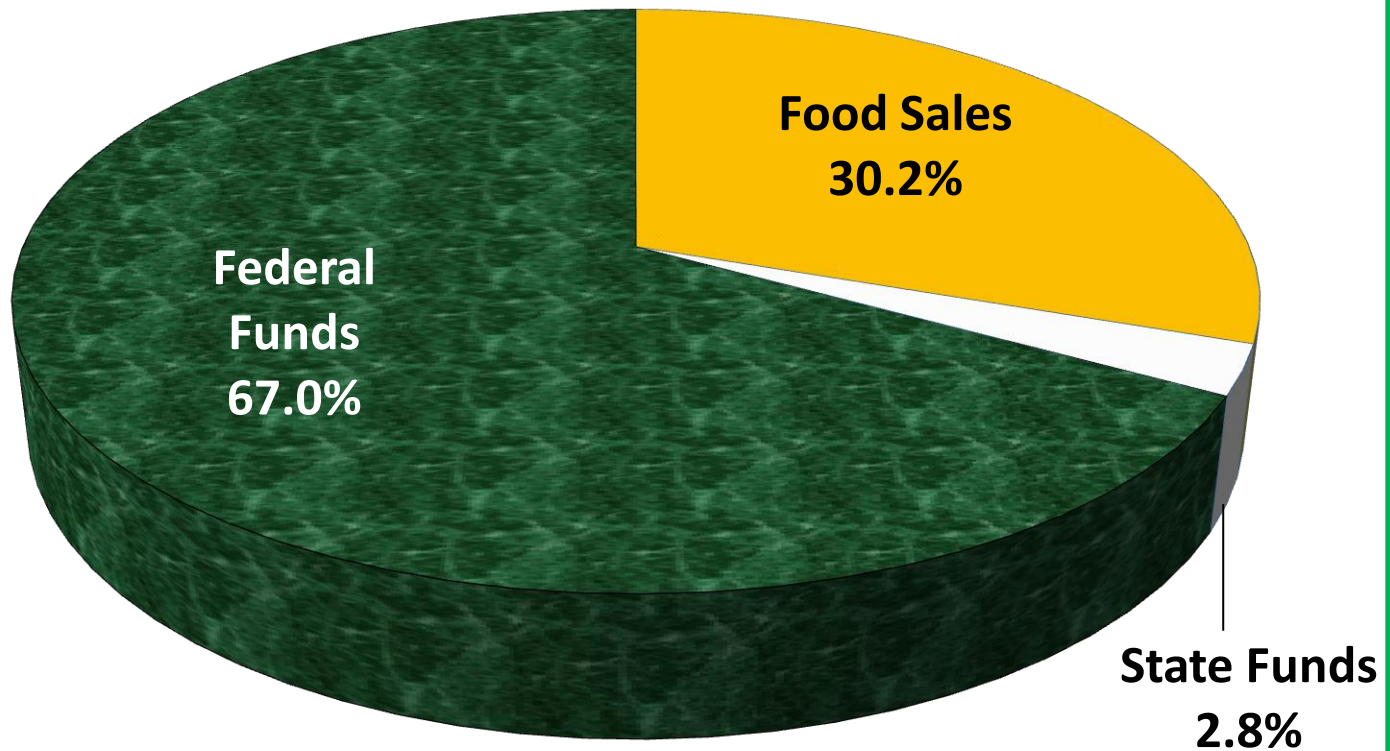
### Expenses by Object



# RIVER ROAD I.S.D.

## 2013-2014 CAFÉ BUDGET

### Sources of Revenue





# RIVER ROAD I.S.D.

## 2013-2014 BUDGET: TAX RATE HISTORY

	2010	2011	2012	Proposed* 2013
M&O:	\$1.04	\$1.04	\$1.04	\$1.09
I&S:	<u>0.32</u>	<u>0.31</u>	<u>0.31</u>	<u>0.26</u>
Total:	\$1.36	\$1.35	\$1.35	\$1.35

\*Assumes the passage of a TRE.

If TRE is not passed, rates will revert to 2012 rates.

# RIVER ROAD I.S.D.

## 2012 TAX RATE COMPARISON

(Potter County and District Schools)

District	Market Value	Taxable Value	M&O Rate	I&S Rate	Total Rate	Total Levy
River Road	325,078,253	234,310,358	1.0400	0.3100	1.3500	3,184,666
Amarillo	8,709,258,339	7,541,542,692	1.0800	0.0900	1.1700	88,238,042
Bushland	1,154,864,357	929,130,052	1.0400	0.2296	1.2696	11,817,341
Canyon	4,121,299,599	3,341,462,919	1.0400	0.2250	1.2650	42,317,926
High. Park	1,372,948,941	959,338,385	1.0400	0.1274	1.1674	11,204,387
Borger	700,565,660	560,943,741	1.0400	0.2939	1.3339	7,677,973
Dalhart	1,105,282,723	854,182,409	0.9987	0.1747	1.1734	7,890,491
Pampa	1,357,040,982	1,157,984,293	1.0400	0.2691	1.3091	15,895,343
Perryton	1,740,770,847	1,378,757,157	1.0400	0.0850	1.1250	15,523,918

Source: Texas Comptroller of Public Accounts web site

# RIVER ROAD I.S.D.

## 2013-2014 BUDGET: TRE TAX RATE IMPLICATIONS

	<u>Current Rates</u>	2013 Rates <u>(if TRE approved)*</u>
M&O	\$1.04	\$1.09
I&S	<u>\$0.31</u>	<u>\$0.26</u>
TOTAL	\$1.35	\$1.35

\* If TRE is not passed, 2013 rates will revert to current rates.

# **RIVER ROAD I.S.D.**

## **2013-2014 BUDGET: TRE PROJECTED USES**

In Year 1, the projected \$401,620 will be spent for:

- Safety and security projects
- HVAC projects
- Roof repairs and replacements

In Year 2 and beyond, TRE funds will be used for:

- Salary increases to become competitive (75%)
- Infrastructure needs

# RIVER ROAD I.S.D.

## 2013-2014 BUDGET: QUESTIONS



A special “Thank You” is expressed to Karla Schoen for maintaining the salary spreadsheets, and to all of the Principals and Directors for their assistance, suggestions, and ideas that helped put our Budget together.