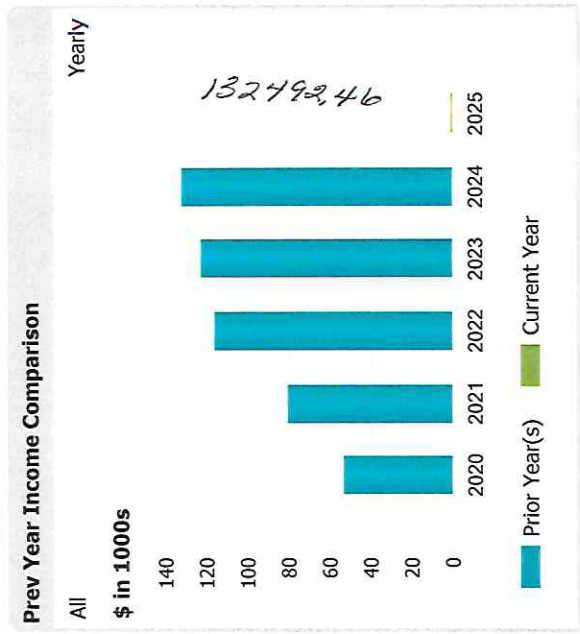
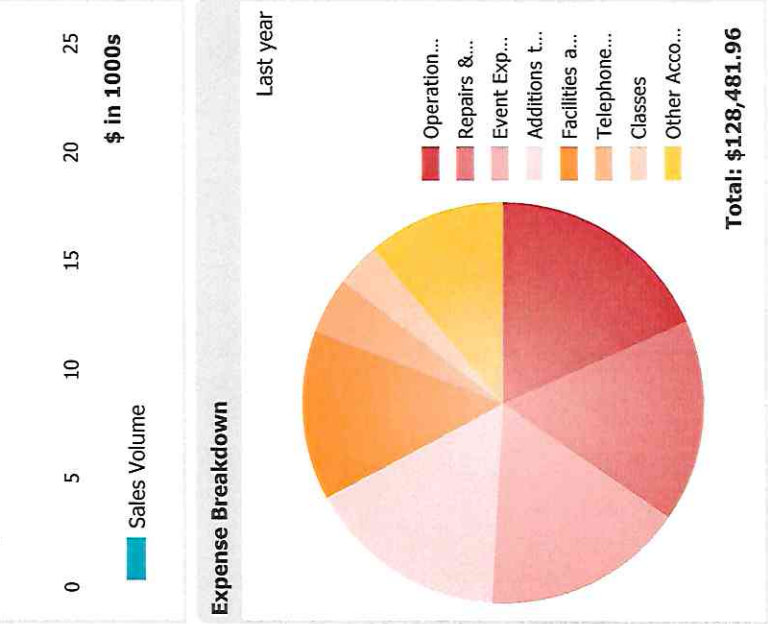
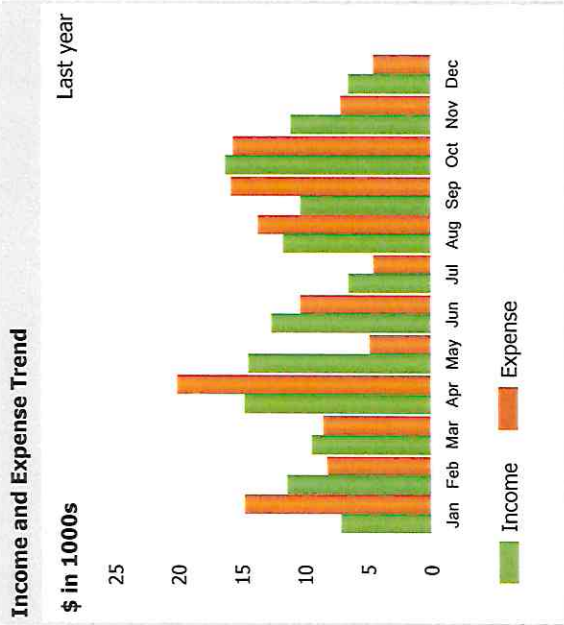
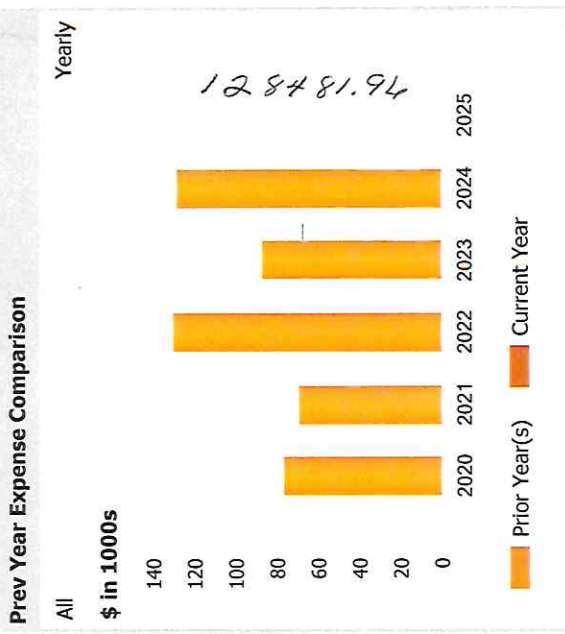
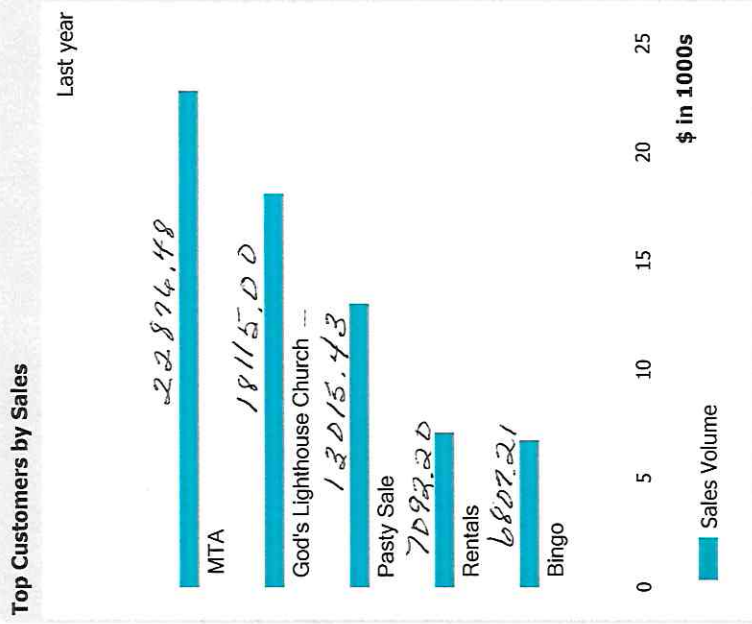


Ben

(Dec 2024) Tuesday, January 07, 2025

Company Snapshot

Account	Balance
General Savings xxx856-01	108,396.63
Business Checking xxx856-08	54,523.50
Funishings Savings CLOSED	0.00
Travel Checking 1447	0.00
Accounts Receivable	0.00
Allowance for Doubtful Accounts	0.00
Allowance for Doubtful Pledges	0.00
Grants Receivable	0.00



9:59 AM
01/30/25
Cash Basis

Clio Area Seniors Inc.
Profit & Loss
December 2024

Barb

	<u>Dec 24</u>	<u>% of In...</u>
Ordinary Income/Expense		
Income		
Income	8,208.05	100.0%
Total Income	<u>8,208.05</u>	<u>100.0%</u>
Cost of Goods Sold		
Event Expenses	1,526.07	18.6%
Grocery	231.64	2.8%
Kitchen	237.98	2.9%
Total COGS	<u>1,995.69</u>	<u>24.3%</u>
Gross Profit	6,212.36	75.7%
Expense		
Classes	300.00	3.7%
Contract Services	210.00	2.6%
Facilities and Equipm...	721.55	8.8%
Office	39.96	0.5%
Operation Expenses	477.06	5.8%
Operations	155.41	1.9%
Other Types of Expen...	59.79	0.7%
Repairs & Maintenance	450.26	5.5%
Telephone, TV & Inter...	139.26	1.7%
Travel & Meetings	0.00	0.0%
Void	0.00	0.0%
Total Expense	<u>2,553.29</u>	<u>31.1%</u>
Net Ordinary Income	3,659.07	44.6%
Other Income/Expense		
Other Income		
Interest Earned	295.49	3.6%
Total Other Income	<u>295.49</u>	<u>3.6%</u>
Other Expense		
Additions to Reserves	0.00	0.0%
Total Other Expense	<u>0.00</u>	<u>0.0%</u>
Net Other Income	295.49	3.6%
Net Income	<u><u>3,954.56</u></u>	<u><u>48.2%</u></u>

Clio Area Seniors Inc.
Profit & Loss
December 2024

	<u>Dec 24</u>	<u>% of In...</u>
Ordinary Income/Expense		
Income		
Income		
Classes	276.00	3.4%
Cooler Items	62.55	0.8%
Craft Room	67.90	0.8%
Donations	2,493.35	30.4%
Hall Rental Income	1,425.00	17.4%
Pasty Sale	400.00	4.9%
Program Expense Income		
Newsletter Income	70.00	0.9%
Program Expense Income - Ot...	125.00	1.5%
Total Program Expense Income	195.00	2.4%
Special Events Income	3,248.25	39.6%
Van Passes	40.00	0.5%
Total Income	<u>8,208.05</u>	<u>100.0%</u>
Total Income	8,208.05	100.0%
Cost of Goods Sold		
Event Expenses		
Event Refund	250.00	3.0%
Pasty Sale	248.10	3.0%
Pizza Lunch	276.50	3.4%
Rummage Sale	132.00	1.6%
Event Expenses - Other	619.47	7.5%
Total Event Expenses	1,526.07	18.6%
Grocery		
Cooler Expenses	231.64	2.8%
Grocery - Other	0.00	0.0%
Total Grocery	231.64	2.8%
Kitchen	237.98	2.9%
Total COGS	<u>1,995.69</u>	<u>24.3%</u>
Gross Profit	6,212.36	75.7%
Expense		
Classes	300.00	3.7%
Contract Services		
Outside Contract Services	210.00	2.6%
Total Contract Services	210.00	2.6%
Facilities and Equipment		
Janitorial	0.00	0.0%
Janitorial Services	721.55	8.8%
Total Facilities and Equipment	721.55	8.8%
Office		
Office Supplies	39.96	0.5%
Total Office	39.96	0.5%
Operation Expenses		
Computer & Software Expense	477.06	5.8%
Operation Expenses - Other	0.00	0.0%
Total Operation Expenses	477.06	5.8%
Operations		
Postage, Mailing Service	131.10	1.6%
Supplies	0.00	0.0%
Telephone, Telecommunications	24.31	0.3%
Total Operations	155.41	1.9%

9:59 AM
01/30/25
Cash Basis

Clio Area Seniors Inc.
Profit & Loss
December 2024

	<u>Dec 24</u>	<u>% of In...</u>
Other Types of Expenses		
Memberships and Dues	50.00	0.6%
Other Costs	9.79	0.1%
Total Other Types of Expenses	<u>59.79</u>	<u>0.7%</u>
Repairs & Maintenance		
Equipment	450.26	5.5%
Van/Bus	0.00	0.0%
Total Repairs & Maintenance	<u>450.26</u>	<u>5.5%</u>
Telephone, TV & Internet	139.26	1.7%
Travel & Meetings		
Conference, Convention, Meeting	0.00	0.0%
Total Travel & Meetings	<u>0.00</u>	<u>0.0%</u>
Void	0.00	0.0%
Total Expense	<u>2,553.29</u>	<u>31.1%</u>
Net Ordinary Income	<u>3,659.07</u>	<u>44.6%</u>
Other Income/Expense		
Other Income		
Interest Earned	295.49	3.6%
Total Other Income	<u>295.49</u>	<u>3.6%</u>
Other Expense		
Additions to Reserves	0.00	0.0%
Total Other Expense	<u>0.00</u>	<u>0.0%</u>
Net Other Income	<u>295.49</u>	<u>3.6%</u>
Net Income	<u><u>3,954.56</u></u>	<u><u>48.2%</u></u>

Clio Area Seniors Inc. Board Report - Monthly Transactions December 2024

Type	Date	Num	Name	Memo	Split	Debit	Credit	Balance
Dec 24								
Deposit	12/10/21			Deposit	-SPLIT-	1,211.75		1,211.75
Deposit	12/10/21			Deposit	-SPLIT-	1,943.48		3,155.23
Deposit	12/17/21			Deposit	-SPLIT-	1,696.10		4,851.33
Deposit	12/30/21			Deposit	-SPLIT-	1,379.00		6,230.33
Deposit	12/31/21			Deposit-Square	-SPLIT-	349.02		6,579.35
Check	12/2/20:	DM3917	A&S Telecom C...	December 2024 #20917 (...	Telephone, Tele...		24.31	6,555.04
Check	12/10/21	2051	Brenda Glasschild	Yoga Class November (...	Outside Contrac...		210.00	6,345.04
Check	12/18/21	DM3926	Cintas	November #4211327147	Janitorial Services		676.55	5,668.49
Check	12/24/21	2056	Clio Area Chamb...	2025 Membership	Memberships a...		50.00	5,618.49
Deposit	12/31/21		DFCU	Dividend	Interest Earned	23.74		5,642.23
Check	12/31/21		DFCU	Square Adjustment	Other Costs		10.58	5,631.65
Deposit	12/31/21		DFCU	Adjustment to Check 2...	Other Costs	0.79		5,632.44
Check	12/24/21	2053	HH Properties, Inc.	Hungry Howies -Novem...	Pizza Lunch		205.00	5,427.44
Check	12/28/21	DM3932	Hobart Service	#24122825323355 Hob...	Equipment		315.00	5,112.44
Check	12/28/21	DM3933	Hobart Service	#24122825323364 Hob...	Equipment		130.50	4,981.94
Check	12/2/20:	DM3916	Kroger Grocery ...	Clio Cafe	-SPLIT-		36.78	4,945.16
Check	12/2/20:	DM3920	Kroger Grocery ...	Clio Cafe	-SPLIT-		3.72	4,941.44
Check	12/9/20:	DM3923	Kroger Grocery ...	Clio Cafe -Lost Receipt	-SPLIT-		19.76	4,921.68
Check	12/4/21	2055	Laurie Compau	Piano Lessons Novemb...	Classes		240.00	4,681.68
Check	12/4/21	2058	Lisa Campbell	2024 Christmas Recycle...	Rummage Sale		132.00	4,549.68
Check	12/26/21	DM3931	Menards	Pilot Lighter for kitchen ...	-SPLIT-		4.76	4,544.92
Check	12/28/21	DM3931	MMAP	MIPPA	Donations	1,725.00		6,269.92
Deposit	12/24/21		MMAP	CPR Class for CASC E...	Classes		60.00	6,209.92
Check	12/23/21	DM3930	Mobile Medical R...	December 2024 Auto-P...	Telephone, TV ...		139.26	6,070.66
Check	12/2/20:	DM3918	New Lane Finance	Commod. Concession, ...	-SPLIT-		1,128.79	4,941.87
Check	12/30/21	2060	Patty Johns	Christmas Gala 12/17/24	Event Expenses		16.32	4,925.55
Check	12/26/21	2059	Ruth Elwart	Clio Cafe, Pasties	-SPLIT-		89.67	4,835.88
Check	12/23/21	DM3929	Sams Club	Rental Refund 12/14/24	Event Refund		250.00	4,585.88
Check	12/24/21	2057	Sheila Kostka	December 2024 #30666...	Janitorial Services		45.00	4,540.88
Check	12/24/21	2054	Steve Figgins	12/17/2024 Christmas ...	Event Expenses		90.00	4,450.88
Check	12/17/21	DM3927	Steve Figgins	Remote activation softw...	Computer & Sof...		68.10	4,382.78
Check	12/20/21	DM3928	Suite PDF	January Mailing Postage	Postage, Mallin...		131.10	4,251.68
Check	12/9/20:	DM3921	USPS	Clio Cafe	-SPLIT-		3.28	4,248.40
Check	12/9/20:	DM3921	VG's Grocery	Input Twice DM3935 \$8...	Void			4,248.40
Check	12/30/21	DM3929	Void	Christmas Gala	Event Expenses		33.16	4,215.24
Check	12/16/21	DM3922	Walmart	Desk Calendar	Event Expenses		6.19	4,209.05
Check	12/16/21	DM3924	Walmart	Clio Cafe - Lost Receipt	Event Expenses		20.98	4,188.07
Check	12/16/21	DM3925	Walmart	November 2024 #50320...	Computer & Sof...		408.96	3,779.11
Check	12/5/20:	DM3919	Wells Fargo					
Dec 24						8,328.88	4,549.77	3,779.11

9:55 AM

01/30/25

Clio Area Seniors Inc.
Reconciliation Summary
Business Checking xxx856-08, Period Ending 12/31/2024

	<u>Dec 31, 24</u>
Beginning Balance	54,576.35
Cleared Transactions	
Checks and Payments - 29 ite...	-4,570.32
Deposits and Credits - 11 items	8,328.88
Total Cleared Transactions	<u>3,758.56</u>
Cleared Balance	<u><u>58,334.91</u></u>
Uncleared Transactions	
Checks and Payments - 7 items	-1,817.11
Total Uncleared Transactions	<u>-1,817.11</u>
Register Balance as of 12/31/2024	<u>56,517.80</u>
Ending Balance	<u><u>56,517.80</u></u>

Clio Area Seniors Inc.
Reconciliation Detail
 Business Checking xxx856-08, Period Ending 12/31/2024

Type	Date	Num	Name	Clr	Amount	Balance
Beginning Balance						54,576.35
Cleared Transactions						
Checks and Payments - 29 items						
Check	10/14/2024	2035	Ruth Elwart	X	-14.79	-14.79
Check	11/26/2024	2048	Laurie Compau	X	-300.00	-314.79
Check	11/26/2024	2049	Candy Gordon	X	-250.00	-564.79
Check	11/26/2024	2047	Mary Ann Orme	X	-175.00	-739.79
Check	11/26/2024	2046	HH Properties, Inc.	X	-151.00	-890.79
Check	11/26/2024	2045	Some Comfort P...	X	-45.00	-935.79
Check	11/29/2024	2050	Patty Johns	X	-901.87	-1,837.66
Check	12/2/2024	DM3918	New Lane Finance	X	-139.26	-1,976.92
Check	12/2/2024	DM3916	Kroger Grocery ...	X	-36.78	-2,013.70
Check	12/2/2024	DM3917	A&S Telecom Co...	X	-24.31	-2,038.01
Check	12/5/2024	DM3919	Wells Fargo	X	-408.96	-2,446.97
Check	12/9/2024	DM3920	Kroger Grocery ...	X	-3.72	-2,450.69
Check	12/9/2024	DM3921	VG's Grocery	X	-3.28	-2,453.97
Check	12/10/2024	2051	Brenda Glasschild	X	-210.00	-2,663.97
Check	12/16/2024	DM3922	Walmart	X	-33.16	-2,697.13
Check	12/16/2024	DM3925	Walmart	X	-20.98	-2,718.11
Check	12/16/2024	DM3923	Kroger Grocery ...	X	-19.76	-2,737.87
Check	12/16/2024	DM3924	Walmart	X	-6.19	-2,744.06
Check	12/17/2024	2052	Steve Figgins	X	-90.00	-2,834.06
Check	12/18/2024	DM3926	Cintas	X	-676.55	-3,510.61
Check	12/18/2024	DM3927	Suite PDF	X	-68.10	-3,578.71
Check	12/20/2024	DM3928	USPS	X	-131.10	-3,709.81
Check	12/23/2024	DM3929	Sams Club	X	-89.67	-3,799.48
Check	12/23/2024	DM3930	Mobile Medical R...	X	-60.00	-3,859.48
Check	12/24/2024	2057	Sheila Kostka	X	-250.00	-4,109.48
Check	12/28/2024	DM3932	Hobart Service	X	-315.00	-4,424.48
Check	12/28/2024	DM3933	Hobart Service	X	-130.50	-4,554.98
Check	12/28/2024	DM3931	Menards	X	-4.76	-4,559.74
Check	12/31/2024		DFCU	X	-10.58	-4,570.32
Total Checks and Payments					-4,570.32	-4,570.32
Deposits and Credits - 11 items						
Deposit	11/30/2024			X		0.00
Check	11/30/2024		Void	X		0.00
Deposit	12/10/2024			X	1,211.75	1,211.75
Deposit	12/10/2024			X	1,943.48	3,155.23
Deposit	12/17/2024			X	1,696.10	4,851.33
Deposit	12/24/2024		MMAP	X	1,725.00	6,576.33
Check	12/30/2024	DM3929	Void	X		6,576.33
Deposit	12/30/2024			X	1,379.00	7,955.33
Deposit	12/31/2024		DFCU	X	0.79	7,956.12
Deposit	12/31/2024		DFCU	X	23.74	7,979.86
Deposit	12/31/2024			X	349.02	8,328.88
Total Deposits and Credits					8,328.88	8,328.88
Total Cleared Transactions					3,758.56	3,758.56
Cleared Balance					3,758.56	58,334.91
Uncleared Transactions						
Checks and Payments - 7 items						
Check	12/24/2024	2055	Laurie Compau		-240.00	-240.00
Check	12/24/2024	2053	HH Properties, Inc.		-205.00	-445.00
Check	12/24/2024	2056	Clio Area Chamb...		-50.00	-495.00
Check	12/24/2024	2054	Some Comfort P...		-45.00	-540.00
Check	12/26/2024	2058	Lisa Campbell		-132.00	-672.00

9:56 AM

01/30/25

Clio Area Seniors Inc.
Reconciliation Detail
Business Checking xxx856-08, Period Ending 12/31/2024

Type	Date	Num	Name	Clr	Amount	Balance
Check	12/26/2024	2059	Ruth Elwart		-16.32	-688.32
Check	12/30/2024	2060	Patty Johns		-1,128.79	-1,817.11
Total Checks and Payments					-1,817.11	-1,817.11
Total Uncleared Transactions					-1,817.11	-1,817.11
Register Balance as of 12/31/2024					1,941.45	56,517.80
Ending Balance					1,941.45	56,517.80

8
1 9 5 6

10:02 AM
 01/30/25
 Cash Basis

Clio Area Seniors Inc. Profit & Loss Budget vs. Actual January through December 2024

	Jan 24	Bu...	\$...	% ...	Feb 24	Bu...	\$...	% ...	Mar 24	Bu...	\$...	% ...	Apr 24
Ordinary Income/Expense													
Income													
Income	7,096.39				11,477.07				9,171.71				14,779.89
Total Income	7,096.39				11,477.07				9,171.71				14,779.89
Cost of Goods Sold													
Event Expenses	1,725.06				666.75				1,029.17				2,445.86
Grocery	227.43				133.64				136.76				241.85
Kitchen	107.54				145.47				139.97				39.14
Total COGS	2,060.03				945.86				1,305.90				2,726.85
Gross Profit	5,036.36				10,531.21				7,865.81				12,053.04
Expense													
Classes	410.00				405.00				40.00				1,525.00
Contract Services	360.00				300.00				440.00				120.00
Facilities and Equipment	751.22				5,584.21				823.56				842.66
Office	49.85				403.30				38.98				21.98
Operation Expenses	5,111.69				136.69				136.69				5,436.69
Operations	24.31				24.31				279.13				180.02
Other Types of Expenses	490.52				66.53				436.59				206.62
Reconciliation Discrepanc...	0.00				9.00				0.00				0.00
Repairs & Maintenance	10.60				171.64				3,747.59				3,918.00
Telephone, TV & Internet	523.16				179.26				1,142.05				482.88
Travel & Meetings	0.00				0.00				101.31				0.00
Travel and Meetings	0.00				0.00				0.00				0.00
Void	0.00				0.00				0.00				0.00
Total Expense	7,731.35				7,279.94				7,185.90				12,733.85
Net Ordinary Income	-2,694.99				3,251.27				679.91				-680.81
Other Income/Expense													
Other Income													
Interest Earned	19.68				0.00				287.37				18.39
Total Other Income	19.68				0.00				287.37				18.39
Other Expense													
Additions to Reserves	4,971.00				0.00				0.00				4,658.72
Service Charge	0.00				0.00				0.00				0.00
Total Other Expense	4,971.00				0.00				0.00				4,658.72
Net Other Income	-4,951.32				0.00				287.37				-4,640.33
Net Income	-7,646.31				3,251.27				967.28				-5,321.14

10:02 AM
 01/30/25
 Cash Basis

Clio Area Seniors Inc. Profit & Loss Budget vs. Actual January through December 2024

	Bu...	\$...	% ...	May 24	Bu...	\$...	% ...	Jun 24	Bu...	\$...	% ...	Jul 24	Bu...	\$...
Ordinary Income/Expense														
Income														
Income				14,433.99				12,346.84				6,482.56		
Total Income				14,433.99				12,346.84				6,482.56		
Cost of Goods Sold														
Event Expenses				1,611.60				5,052.90				1,788.08		
Grocery				83.30				43.19				172.29		
Kitchen				78.89				230.31				111.01		
Total COGS				1,773.79				5,326.40				2,071.38		
Gross Profit				12,660.20				7,020.44				4,411.18		
Expense														
Classes				415.00				345.00				13.93		
Contract Services				280.00				590.00				355.00		
Facilities and Equipment				831.81				2,386.65				839.60		
Office				56.93				141.16				134.72		
Operation Expenses				176.69				494.55				176.69		
Operations				100.02				232.28				164.92		
Other Types of Expenses				455.38				124.97				23.86		
Reconciliation Discrepanc...				-13.00				0.00				0.00		
Repairs & Maintenance				365.00				268.48				380.00		
Telephone, TV & Internet				482.88				474.12				466.00		
Travel & Meetings				0.00				0.00				0.00		
Travel and Meetings				0.00				0.00				0.00		
Void				0.00				0.00				0.00		
Total Expense				3,150.71				5,057.21				2,554.72		
Net Ordinary Income				9,509.49				1,963.23				1,856.46		
Other Income/Expense														
Other Income														
Interest Earned				20.20				289.63				23.93		
Total Other Income				20.20				289.63				23.93		
Other Expense														
Additions to Reserves				-16.84				0.00				0.00		
Service Charge				0.00				0.00				20.00		
Total Other Expense				-16.84				0.00				20.00		
Net Other Income				37.04				289.63				3.93		
Net Income				9,546.53				2,252.86				1,860.39		

10

10:02 AM
 01/30/25
 Cash Basis

Clio Area Seniors Inc.
Profit & Loss Budget vs. Actual
 January through December 2024

	<u>% ...</u>	<u>Aug 24</u>	<u>Bu...</u>	<u>\$...</u>	<u>% ...</u>	<u>Sep 24</u>	<u>Bu...</u>	<u>\$...</u>	<u>% ...</u>	<u>Oct 24</u>	<u>Bu...</u>	<u>\$...</u>	<u>% ...</u>
Ordinary Income/Expense													
Income													
Income		11,684.26				10,123.06				16,254.81			
Total Income		11,684.26				10,123.06				16,254.81			
Cost of Goods Sold													
Event Expenses		893.97				1,193.56				1,103.99			
Grocery		175.30				201.20				219.64			
Kitchen		32.96				143.57				61.91			
Total COGS		1,102.23				1,538.33				1,385.54			
Gross Profit		10,582.03				8,584.73				14,869.27			
Expense													
Classes		245.00				205.00				320.00			
Contract Services		0.00				350.00				280.00			
Facilities and Equipment		780.30				2,424.61				933.53			
Office		297.34				73.94				13.98			
Operation Expenses		5,391.69				426.69				4,814.99			
Operations		253.27				105.43				148.95			
Other Types of Expenses		142.58				1,052.75				75.07			
Reconciliation Discrepanc...		0.00				0.00				0.00			
Repairs & Maintenance		911.06				8,633.30				389.88			
Telephone, TV & Internet		139.26				819.46				474.84			
Travel & Meetings		0.00				300.00				39.96			
Travel and Meetings		0.00				0.00				0.00			
Void		0.00				-100.00				0.00			
Total Expense		8,160.50				14,291.18				7,491.20			
Net Ordinary Income		2,421.53				-5,706.45				7,378.07			
Other Income/Expense													
Other Income													
Interest Earned		23.63				293.05				22.66			
Total Other Income		23.63				293.05				22.66			
Other Expense													
Additions to Reserves		4,459.84				0.00				6,746.92			
Service Charge		0.00				0.00				0.00			
Total Other Expense		4,459.84				0.00				6,746.92			
Net Other Income		-4,436.21				293.05				-6,724.26			
Net Income		<u>-2,014.68</u>				<u>-5,413.40</u>				<u>653.81</u>			

11

Clio Area Seniors Inc. Profit & Loss Budget vs. Actual January through December 2024

	Nov 24				Dec 24				TOTAL			
	Bu...	\$...	% ...		Bu...	\$...	% ...		Jan - De...	Bu...	\$...	% ...
Ordinary Income/Expense												
Income												
Income												
Total Income												
Cost of Goods Sold												
Event Expenses												
Grocery												
Kitchen												
Total COGS												
Gross Profit												
Expense												
Classes												
Contract Services												
Facilities and Equipment												
Office												
Operation Expenses												
Operations												
Other Types of Expenses												
Reconciliation Discrepanc...												
Repairs & Maintenance												
Telephone, TV & Internet												
Travel & Meetings												
Travel and Meetings												
Void												
Total Expense												
Net Ordinary Income												
Other Income/Expense												
Other Income												
Interest Earned												
Total Other Income												
Other Expense												
Additions to Reserves												
Service Charge												
Total Other Expense												
Net Other Income												
Net Income												

money to drop 31,481.32

Total 37,408.85

10:04 PM

01/26/25

Clio Area Seniors Inc.
Reconciliation Summary
General Savings xxx856-01. Period Ending 12/31/2024

	<u>Dec 31, 24</u>
Beginning Balance	108,108.91
Cleared Transactions	
Deposits and Credits - 1 item	<u>271.75</u>
Total Cleared Transactions	<u>271.75</u>
Cleared Balance	<u>108,380.66</u>
Uncleared Transactions	
Deposits and Credits - 1 item	<u>287.72</u>
Total Uncleared Transactions	<u>287.72</u>
Register Balance as of 12/31/2024	<u>108,668.38</u>
Ending Balance	<u>108,668.38</u>

13

