

Superintendent Report

August 2019

Vision, Mission, Goals CIP/ Strategic Leadership

- CIP Plan**
- Vision, Mission, Goals set previously
 - Principals and Mrs. Ledbetter participated in training for the new CIP requirements (July).
 - Literacy and College and Career Advisor Plans should remain relatively unchanged.
 - Literacy budget is being adjusted to accommodate increase in funds
 - Many metrics will be accounted for on the report card. Leadership team met 8/27 to set. Rough draft of plan is on the website. Input solicitation will be in next weeks paper and September newsletters.

Instructional Leadership

- Literacy**
- ISSA working as a group on Literacy. West Ada Superintendent leading the charge. West Ada had impressive gains in literacy. Legislator watching closely hoping to see results from increased funding.

- Accountability**
- SD 150 not listed for school improvement, SSHS recognized as Goal Maker for ELA, Grad Rate, and Economical Disadvantage Grad Rate.
 - Thirkill Students with disabilities ELA and Math, as well as Top Performer for Student Engagement
 - **Highlights attached. Full report links available on document.**

- Evaluations**
- Admin are working on coversheets for teacher evaluations. The coversheets summarize the two portions of the evaluation required (Danielson/Achievement).

- Leadership Premiums**
- Principals are working with staff to identify shared leadership needs. Positions and recipients should be available at the September board meeting.
 - \$49K this year. \$900.00 minimum. Some positions are district wide. 7-9 mentors.

- Curriculum**
- Will continue clarity efforts through building level curriculum leads. Summer Math Consortium

- Professional Development**
- Needs Assessment in September
 - SEPTEMBER 20th District In-service Schedule:
 - 8:00-9:00 Curriculum Leaders
 - 9:00-11:00 ISU Curriculum Coaches
 - 11:00 -12:30 Police/Sherriff Situational Safety
 - 12:30 Lunch

Management of Organizational Leadership

- | | |
|-----------------------|---|
| Hiring Status | ▪ District Office is working on 7 alternate routes applications. Varying from emergency hire, to adding endorsements. |
| Student Safety | <ul style="list-style-type: none">▪ Safety Training on September 20 with Police and Sheriff Departments▪ Protocols have been received from Office of School Safety▪ Division of School Safety state committee. State standardization: Hall Check, Evacuation, Reverse Evacuation, Lockdown to coordinate protocol statewide with Fire and Police.▪ Setting up training for county-wide behavior threat assessment training. Working on identification of students who may be a threat to self or others.▪ SafeSchool Training out to staff: Bullying, Suicide Awareness, Code of Ethics, Privacy assigned annually. |
| Maintenance | <ul style="list-style-type: none">▪ SSHS: Finishing Special Ed Room, Computer Lab, and Teachers Work Room. Science Floor, Track.▪ TMS: Finalizing interior details, locks etc.▪ Thirkill: Secure entrance, other doors▪ District: Finalizing D.O. grounds and exterior.▪ Hooper School. Jon will be arranging a time to take each principal and head custodian to Hooper to label things to keep. Big auction in the Fall. |

Collaboration with Stakeholders

- | | |
|-------------------|--|
| Newsletter | Working on safety update to include means to notify the district with safety concerns. SEE TELL NOW campaign underway from Department of School Safety. Txtwire, Sheriff alert, school closure link from website. Website and Facebook presence. |
|-------------------|--|

Ethics and Integrity Leadership

Code of Ethics will be assigned to each staff for signature. Board signs their own Code of Ethics as per Chairman's request.

Governance and Legal Leadership




- | | |
|------------------------|---|
| Funding Formula | ▪ On several committees review the process. Will forward all lobbying information to Stoor and Chair. |
| Fees Lawsuit | <ul style="list-style-type: none">▪ Attorneys addressing new Kindergarten fee fact gathering. We have reviewed fees in the district for compliance.▪ No issues currently. Principals are reminded to monitor teachers. |
| Audit | ▪ Auditors onsite (8/27/19). Formal report to the board at September board meeting. |

ACCOUNTABILITY REPORT

The State Department of Education publishes [online report cards](#) for every public school and charter in Idaho. The digital report cards are a part of Idaho's accountability system. The report card data includes student achievement, graduation rates, learner progress, college and career readiness, demographics and enrollment, as well as non-academic indicators such as student engagement surveys, teacher retention and finance.

As another part of the accountability plan, required by the federal government, state officials rank all schools with composite scores. The state's purposes for ranking schools are to identify the lowest performing and those that met or exceed goals.

These composite scores were determined by a calculation using a school's percentile rank in a variety of measures, which were weighted differently. Academic measures are weighted at 90 percent of total and school quality is the other 10 percent. The measures used for K-8 schools are ISAT proficiency, ISAT growth, growth towards English Language proficiency and student surveys. The measures used for high schools and alternative schools are ISAT proficiency, growth towards English Language proficiency, four-year graduation rate, college and career readiness and Advanced Opportunities.

Ranking	School	District	Composite Value
205	Soda Springs High	Soda Springs	
340	Tigert Middle	Soda Springs	
519	Howard E Thirkill Primary	Soda Springs	

From Idaho Ed News [Where does your school rank?](#)

Final 2019 assessments results and 2019 accountability reports are now available via the following links. Early tomorrow morning the IdahoSchools.org Report Card will be updated to reflect the most current results.


- [2019 ISAT Assessment Results](#) – this file contains final state, district and school ISAT data. This represents all students who participated in the spring ISAT Assessment and includes participation rates, and ELA, Math and Science performance by achievement level.
- [2019 Spring IRI Results](#) – this file contains final state, district and school data for all students who participated in the spring IRI assessment. This data is reported at each achievement level.
- [2019 Accountability Identification](#) – Low achievement among particular student groups may lead to identification for Targeted Support and Improvement (TSI) and/or Additional Targeted Support and Improvement (ATSI). This file provides the list of schools identified in 2019. Schools are identified for comprehensive support and improvement (CSI) every three

years. References to schools identified for CSI or CSI-Grad reflect identifications made in 2018.

- [2019 Accountability Recognition](#) – Schools with high achievement may be recognized as “Top Performers” if they rank in the 90th percentile or above on core indicators and/or “Goal Makers” when meeting the annual interim progress measure towards the state’s long-term goal in key indicators. Schools are recognized annually.
- [2019 Underlying Report Card Performance](#) – This data populates the performance metrics found in the state, districts and schools’ report card site, www.idahoschools.org. Metrics in this file include, ISAT proficiency, ISAT Growth, ELPA performance and growth, student, parent and staff surveys, fall and spring IRI and college & career measures, and advance math course participation in grades 8 and 9. Performance data in the report card reflects students continuously enrolled through the school year.

The graduation data for the class of 2018 was released in January and will be included in the Report Card refresh.

CIP BOARD ACCOUNTABILITY

<i>DATE</i>	<i>COMMENTS</i>	<i>SIGNATURE</i>
08/28/2019		

HIGHLIGHTS FOR SD 150 2019 ACCOUNTABILITY

RECOGNITION				
District	ID	Type	School	Recognition
SODA SPRINGS JOINT DISTRICT	0079	High School	SODA SPRINGS HIGH SCHOOL	Goal Maker

GOAL MAKERS BY BUILDING					
	ELA Proficiency	Math Proficiency	English Learner Progress	Graduation (4-Year)	Graduation (5-year)
0078 TIGERT MIDDLE SCHOOL	0	0			
All Students	No	No			
Economically Disadvantaged	No	No			
Students with Disabilities	No	No			
White	No	No			
0079 SODA SPRINGS HIGH SCHOOL	2	0		2	3
All Students	Yes	No		Yes	Yes
Economically Disadvantaged				No	Yes
White	Yes	No		Yes	Yes
0466 HOWARD E THIRKILL PRIMARY SCHOOL	1	1			
All Students	No	No			
Economically Disadvantaged	No	No			
Students with Disabilities	Yes	Yes			
White	No	No			
DISTRICT TOTALS	3	1		2	3

TOP PERFORMERS						
ELA Growth	Math Proficiency	Math Growth	English Learner Progress	Graduation Rate (4-yr)	Student Engagement	Career & College Readiness
					Thirkill	

