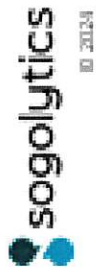




**Waunakee**  
Community Cares Coalition

# Dane County Youth Assessment 2024: Data Highlights Waunakee High School (and Middle School)



# WHO RESPONDED TO THE SURVEY?

- 570 respondents (43%) of 1,340 students enrolled (603 respondents (90%) Middle School-MS)

- 61% are in grades 9 and 10
- 53.5% female, 44% male, 3.5% (27) another gender
- 19% identify as a race or ethnicity other than white (26% MS)

HS sample is smaller than in the past and not entirely representative of the student population

- 15% (84) identify sexual orientation as other than straight (14% MS)
- 7 respondents identify as transgender
- 7.5% (36) say yes or not sure to parents being recent immigrants
- 12% (67) say yes to not sure to having a disability (16% MS)
- 22% say yes or not sure to receiving special education services (23% MS)
- 14% say yes or not sure to receiving free or reduced meals (26% MS)
- 1.7% report unstable housing situation (4% MS)
- 2.% report that family is struggling financially

Note: Wording of some DCYA questions change, so comparisons to previous years are limited.

# SUBSTANCE USE AND RELATED RISKS



# ALCOHOL more than a few sips

Consistent with 2018 &  
2021 survey results

- 15% less than one time per month (12 months) (6% MS)
- 7% one or more times per month (12 months) (1% MS)
- 12% at least one drink (30 days) (3% MS)
- 6% 5 or more drinks (30 days) (1% MS)
- 20% often or sometimes been at a home where teen were drinking alcohol and parents knew it
- 8% often or sometimes been drinking with friends and parents knowingly provided alcohol

Grade 12:  
22% at least one drink  
11% 5+ drinks

# TOBACCO & THC

Increases from  
2021 survey results

- 9% used nicotine or tobacco products in a vaping or e-cigarette device (12 months) (4% MS)
- 6% (30 days) (6% MS)
- 7% vaped THC or cannabis product (12 months) (2.3% MS)
- 5% (30 days) (1.3% MS)
- Less than 2% used other tobacco products (30 days) (<1% MS)




## CANNABIS excluding vaping - smoking, eating, dabbing

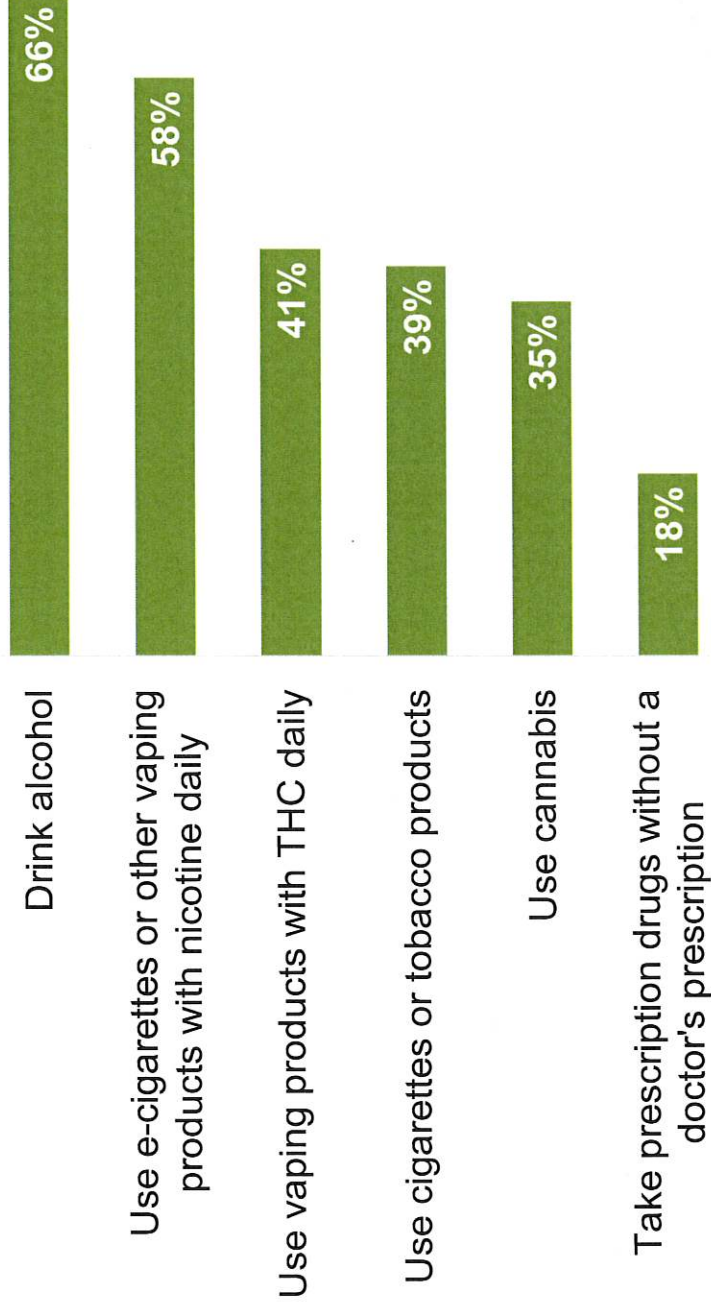
- 4% less than one time per months (12 months)
- 4% one time or more per month (12 months)
- 6% (30 days)



# DURING THIS SCHOOL YEAR, SAW OTHER STUDENTS...




# THINK THAT HALF OR MORE OF PEOPLE MY AGE...





# PERCEIVE AS GREAT OR MODERATE RISK



## OTHER RISKS RELATED TO SUBSTANCES (EVER)

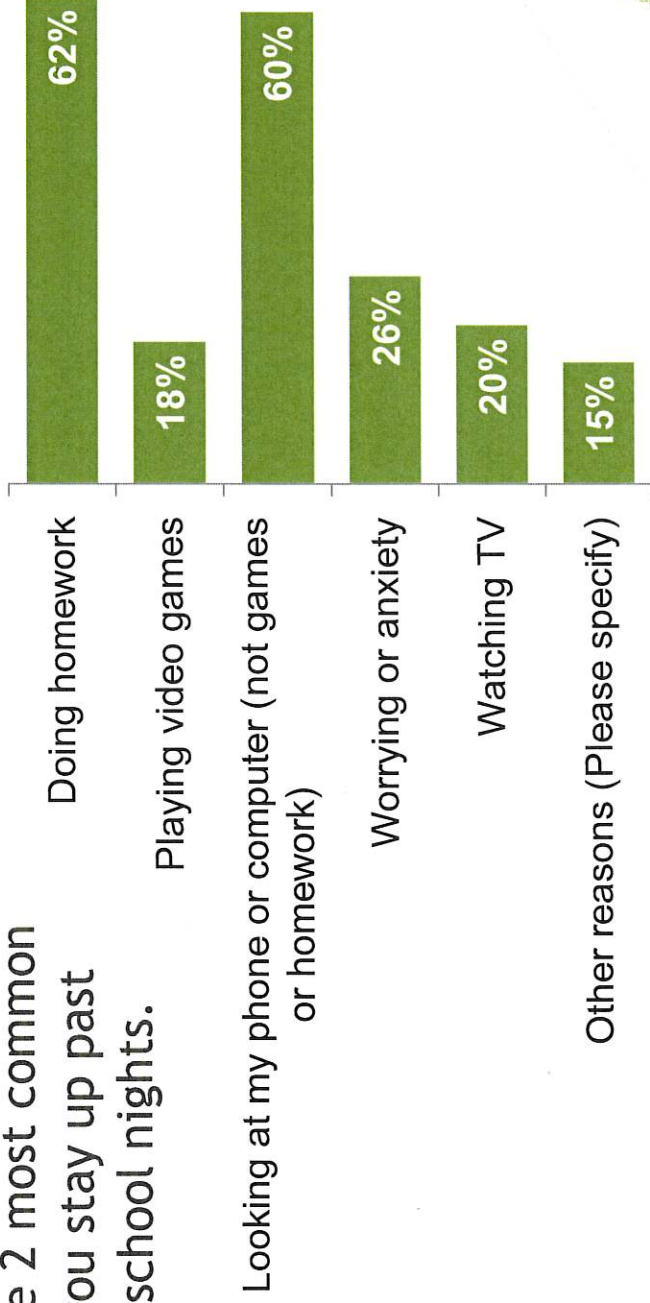
- 50% Prescription drug at home kept in a place I can access them (38% MS)
- 3% driving under the influence of alcohol or cannabis
- 2% used prescription drugs without a prescription
- 3% used over the counter meds not as intended
- 3% Delta 8/Delta 9 THC Gummies
- 3% Psilocybin, Magic Mushrooms

# MENTAL HEALTH AND RELATED DATA

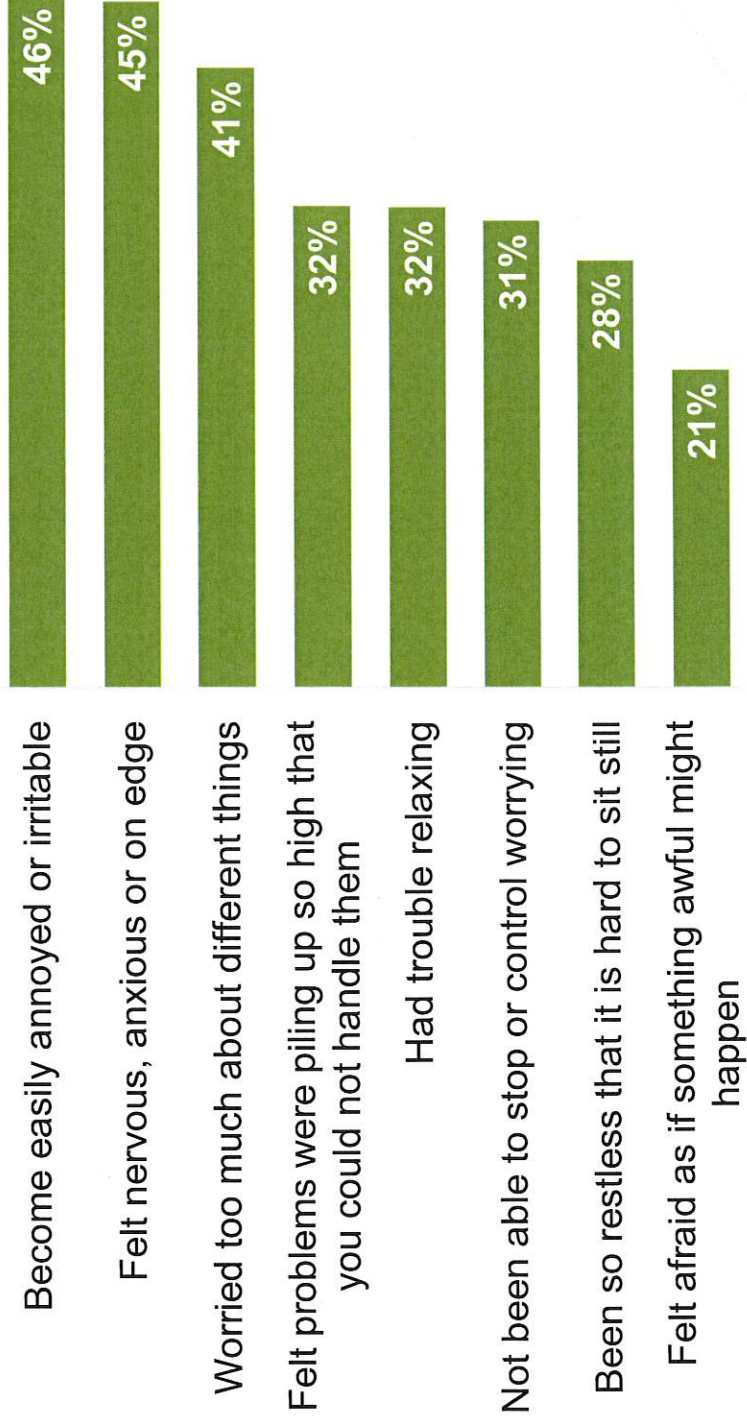


# SLEEP: More than 85% of respondents are awake past 11 at least one school night each week

Check the 2 most common reasons you stay up past 11pm on school nights.



# EXPERIENCE ANXIETY (always or often, past 30 days)



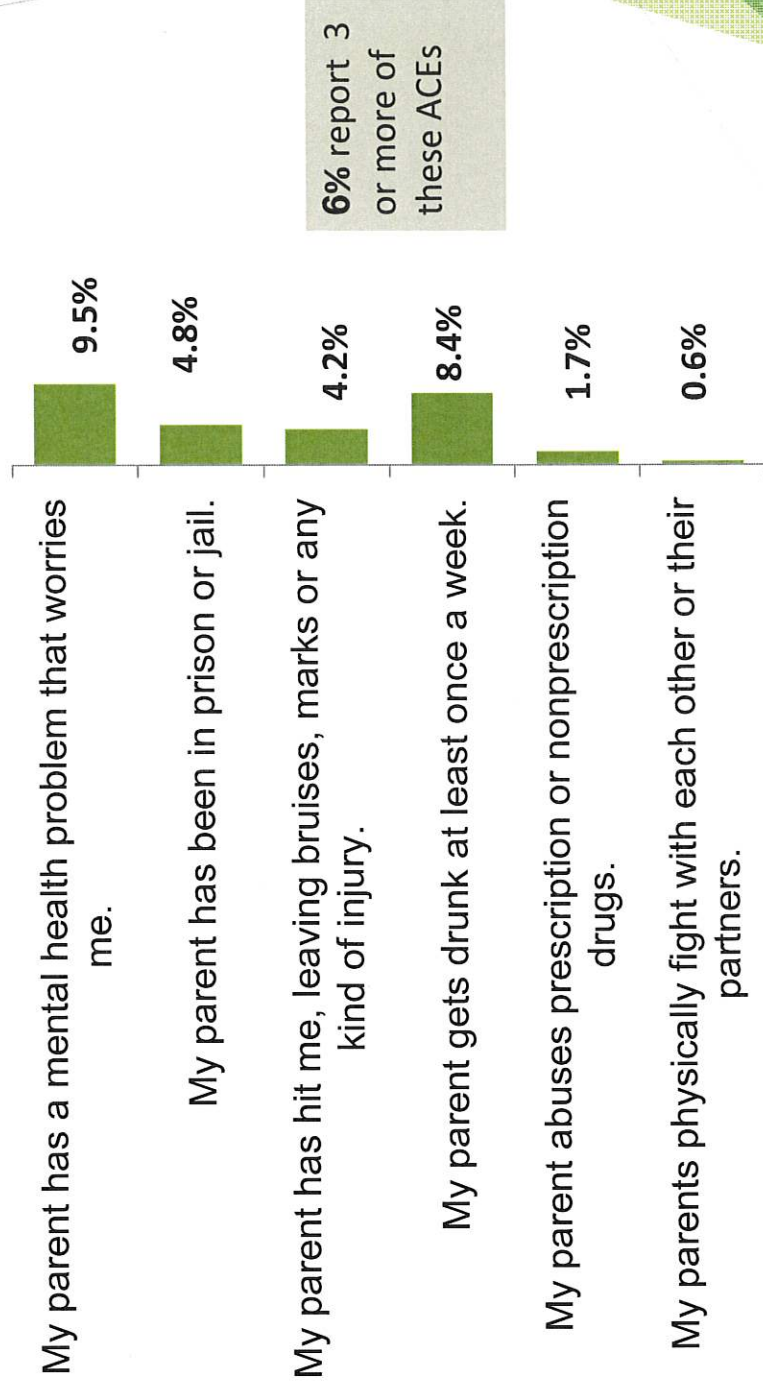
3 or more of these 8 symptoms:

Females: 49%  
Males: 27%

Not straight: 67%  
Straight: 35%

White: 40%  
Not White: 39%

# ADVERSE CHILDHOOD EXPERIENCES (ACEs)



## SELF HARM

- 17% engaged in self-harm (cutting or burning) without wanting to die (14% MS)
- 13% suicidal thoughts (13% MS)
- 8% suicide plan (7% MS)
- 3.4% suicide attempt (18 students)
- 2.9% MS suicide attempt (17 students)

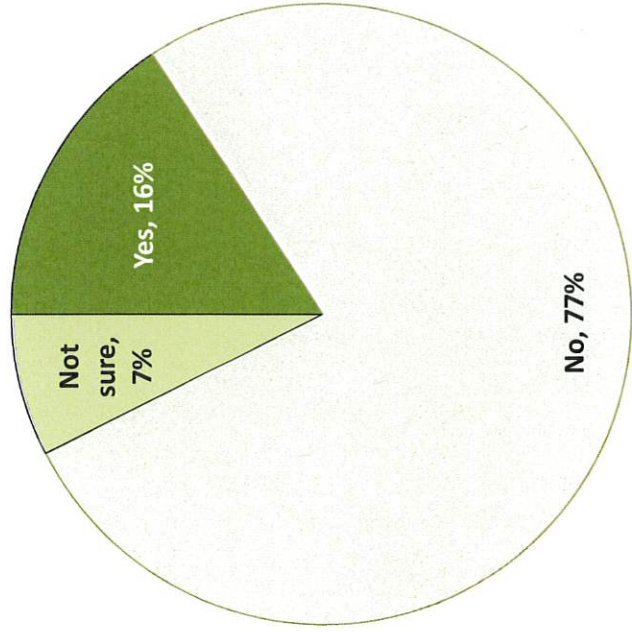
## OTHER EXPERIENCES THAT AFFECT MENTAL HEALTH

- Witnessed bullying (70% MS)
- Witnessed name-calling based on a person's race, sexual orientation, gender (62% MS)
- 16% Told someone to stop harassing another student (23% MS)
- 10% Harassed about race (10% MS)
- 10% Harassed about gender identity or sexual orientation (7% MS)
- 27% Harassed about appearance (36% MS)
- 12% Got pushed or hit by other students (19% MS)
- 14% Cyber bullied (20% MS)
- 20% Do not feel like they belong at this school
- 20% Received unwanted sexual comments
- 9% Experienced emotional abuse in dating relationship
- 5.5% Forced, verbally or physically, to take part in sexual activity (8.2% MS)

Middle School  
Female: 10%  
Male: 6%



# HAVE ACCESS TO A GUN



26% of male and 20% of female respondents (128 total) said Yes or Not Sure to having access to a gun



## ASSETS: ENGAGEMENT IN ACTIVITIES

- 71% play school or club sports
- 73% have done volunteer or community service work in the past year
- 11% of students have been involved in activism and another 15% have not yet, but would like to