

Collin County Community College District

Investment Report

As of September 30, 2024



M E E D E R

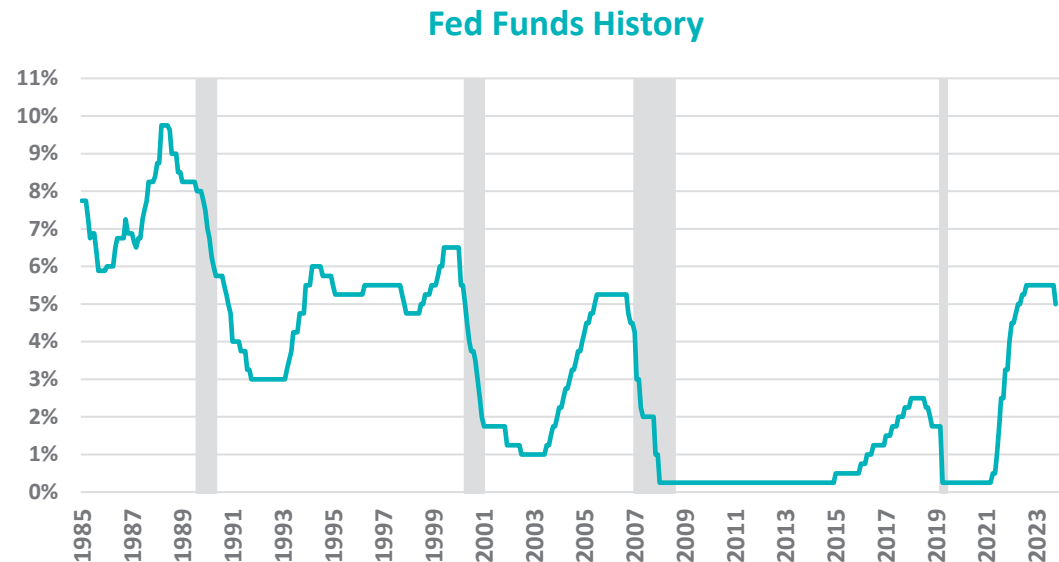
PUBLIC FUNDS

OBSERVATIONS AND EXPECTATIONS

- The Fed started the rate-cutting cycle with a 50-basis point cut September 18th
- Chair Powell said the Fed may slow the pace of upcoming cuts
- Fed's preferred inflation gauge rose slightly during the latest reporting period
- Job growth has been slowing in recent months
- Short-term rates declined more than longer rates during September

The September Rate Cut...What Will the Future Hold?

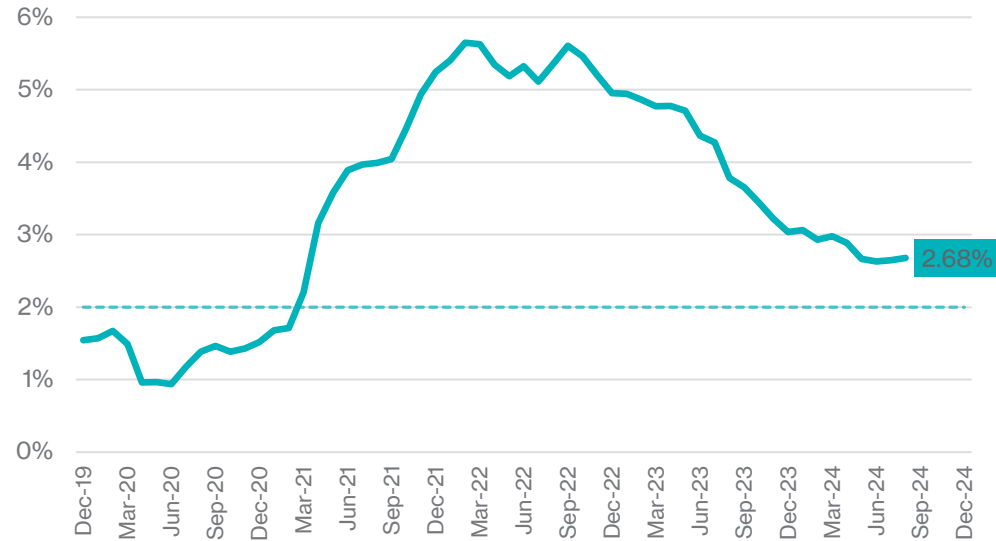
- Since the 1980s, the Fed's most used rate hike or cut has been .25% or 25 basis points.
- However, the Fed stated the Fed Funds rate was too restrictive and warranted a 50- basis point cut in September to start this cutting cycle.



Inflation's Rate of Change is Nearing the Fed's Target

- Core Personal Consumption Expenditure YoY is the Fed's preferred inflation gauge. Core excludes food and energy components.
- Core PCE YoY is currently at 2.7%, not quite at the Fed's 2% target, but far below the 5.6% peak in 2022.
- The Fed expects Core PCE YoY will most likely get much closer to the Fed's 2% in the first half of 2025.

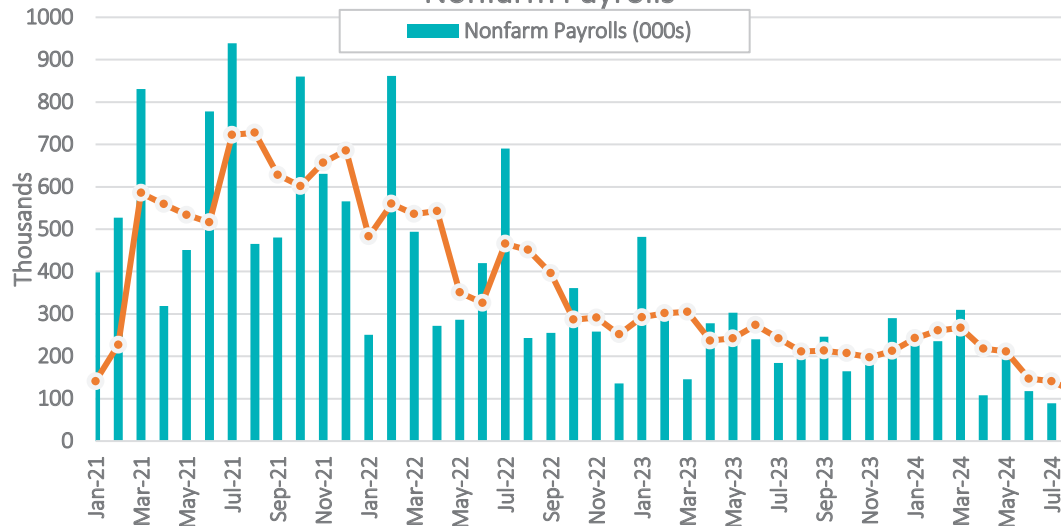
Core PCE YoY



SOURCES: BLOOMBERG, BUREAU OF ECONOMIC ANALYSIS

Job Growth Has Slowed in Recent Months

Nonfarm Payrolls



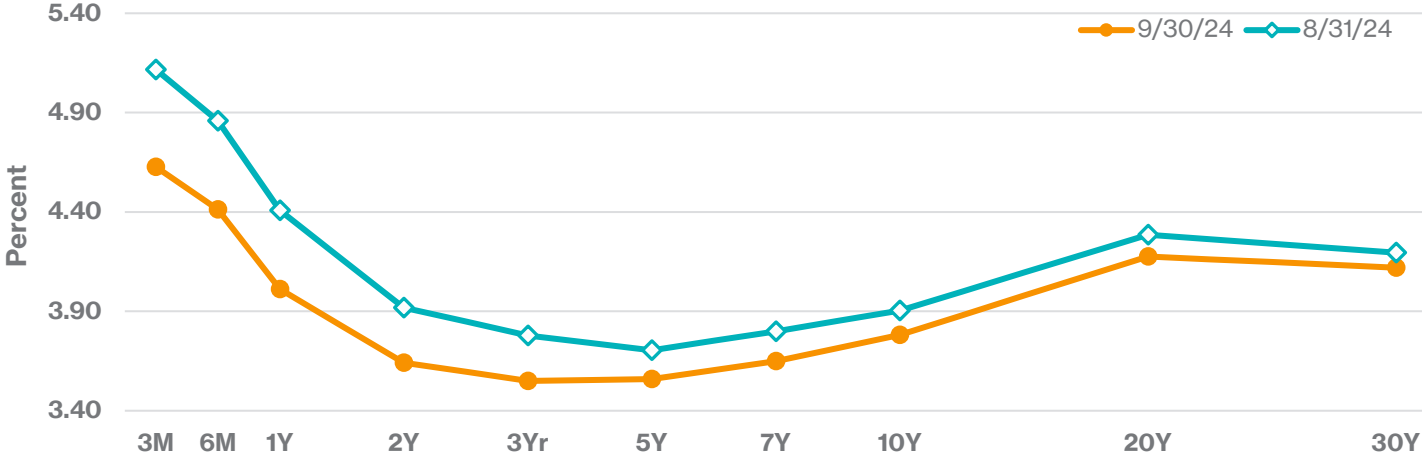
- Some market pundits believe inflation will follow a similar pattern as it did in the 1970s/80s and have a resurgence to higher levels.
- We don't expect that to happen due to the significantly different factors occurring now versus the 1970s/80s, such as demographics and technology.

SOURCES: BLOOMBERG, BUREAU OF LABOR STATISTICS

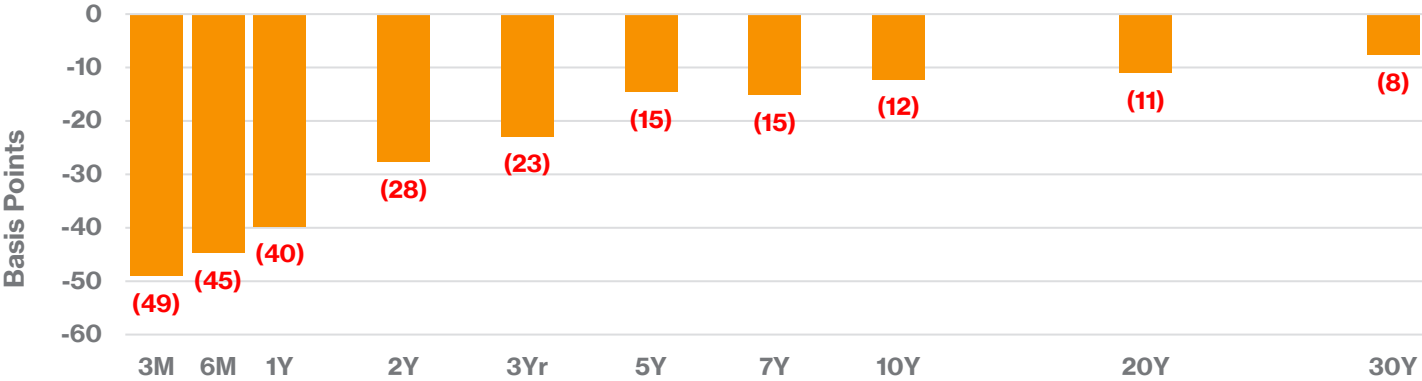
The Fed's September Cut Pushed Short-Term Rates Down More Than Longer Rates



U.S. Treasury Yield Curve Change



Basis Point Change



SOURCE: BLOOMBERG

Contents

Portfolio Summary	6
Portfolio Overview	7
Summary by Type	8
Position Statement	10
Cash Reconciliation Report	15
Transaction Statement	16
Amortization Schedule	17
Accrued Interest Schedule	19
Earnings by Fund	22



Portfolio Summary

4.70

Weighted Average Yield to Maturity

0.59

Weighted Average Maturity (Years)

0.91

Portfolio Effective Duration (Years)

0.59

Weighted Average Life (Years)

AA

Average Credit Rating

Portfolio Position

Par Value \$376,742,509

Principal Cost \$372,662,185

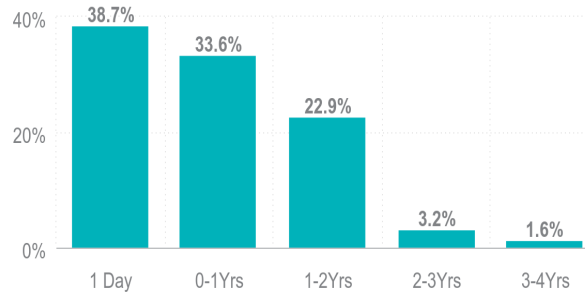
Book Value \$375,244,863

Market Value \$376,385,204

Unrealized Gain/Loss \$1,140,341

Accrued Interest \$1,993,924

Maturity Distribution



Sector Allocation



● LGIP	38.68%
● U.S. Agencies	34.80%
● Commercial Paper	14.47%
● U.S. Treasuries	12.00%
● Bank Deposits	0.04%



Portfolio Overview

SECURITY TYPE	PAR VALUE	MARKET VALUE	BOOK VALUE	% OF PORTFOLIO	DAYS TO MATURITY	YIELD
Bank Deposits	140,651.12	140,651.12	140,651.12	0.04%	1	0.00
LGIP	145,601,857.64	145,601,857.64	145,601,857.64	38.68%	1	5.00
Commercial Paper	55,000,000.00	54,466,957.90	54,466,957.90	14.47%	68	5.35
U.S. Treasuries	45,500,000.00	45,176,367.26	44,946,998.71	12.00%	514	4.53
U.S. Agencies	130,500,000.00	130,999,370.00	130,088,397.69	34.80%	410	4.17
TOTAL	376,742,508.76	376,385,203.92	375,244,863.06	100.00%	215	4.70

CASH AND ACCRUED INTEREST

Purchased Accrued Interest		46,346.24	46,346.24			
TOTAL CASH AND INVESTMENTS	376,742,508.76	376,431,550.16	375,291,209.30		215	4.70

TOTAL EARNINGS

CURRENT MONTH
1,572,709.74

Summary by Type

SECURITY TYPE	# OF SECURITIES	PAR VALUE	BOOK VALUE	% OF PORTFOLIO	YIELD	DAYS TO FINAL MATURITY
2020 BOND SERIES						
LGIP	1	27,997,141.49	27,997,141.49	7.41	4.98	1
Commercial Paper	1	5,000,000.00	4,977,750.00	1.32	5.49	31
TOTAL	2	32,997,141.49	32,974,891.49	8.76	5.06	6
BUILDING						
LGIP	2	25,629,339.97	25,629,339.97	6.78	4.97	1
Commercial Paper	3	25,000,000.00	24,653,330.13	6.52	5.23	98
U.S. Treasuries	3	25,000,000.00	24,639,089.06	6.55	4.47	606
U.S. Agencies	3	20,000,000.00	20,046,330.60	5.35	3.40	266
TOTAL	11	95,629,339.97	94,968,089.75	25.24	4.58	240
DEBT SERVICE						
LGIP	1	14,030,662.29	14,030,662.29	3.71	4.98	1
TOTAL	1	14,030,662.29	14,030,662.29	3.73	4.98	1
OPERATING						
Bank Deposits	1	140,651.12	140,651.12	0.04	0.00	1
LGIP	3	11,558,585.02	11,558,585.02	3.06	4.98	1
U.S. Treasuries	3	20,500,000.00	20,307,909.65	5.47	4.60	403
U.S. Agencies	9	80,500,000.00	80,036,836.38	21.57	4.25	459
TOTAL	16	112,699,236.14	112,043,982.17	30.03	4.38	402
STABILIZATION						
LGIP	1	26,111,310.32	26,111,310.32	6.91	4.98	1
Commercial Paper	3	25,000,000.00	24,835,877.78	6.57	5.45	46
U.S. Agencies	4	30,000,000.00	30,005,230.72	8.08	4.50	376
TOTAL	8	81,111,310.32	80,952,418.81	21.54	4.94	155

Summary by Type

SECURITY TYPE	# OF SECURITIES	PAR VALUE	BOOK VALUE	% OF PORTFOLIO	YIELD	DAYS TO FINAL MATURITY
TEXAS CONNECT						
LGIP	1	12,082,445.57	12,082,445.57	3.20	5.05	1
TOTAL	1	12,082,445.57	12,082,445.57	3.21	5.05	1
TEXAS CONNECT-BLDG						
LGIP	1	28,192,372.98	28,192,372.98	7.46	5.05	1
TOTAL	1	28,192,372.98	28,192,372.98	7.49	5.05	1
GRAND TOTAL	40	376,742,508.76	375,244,863.06	100.00	4.70	216



Position Statement

CUSIP	DESCRIPTION	TRADE DATE SETTLE DATE	PAR VALUE	PRINCIPAL COST PURCHASED INTEREST	TOTAL COST	YIELD TO MATURITY	MATURITY DATE	DAYS TO MATURITY	MARKET PRICE MARKET VALUE	UNREALIZED GAIN/LOSS BOOK VALUE	% OF MV	MOODY'S S&P RATING
2020 BOND SERIES												
LGIP												
TEXPOOL	TexPool	09/30/2024 09/30/2024	27,997,141.49	27,997,141.49 0.00	27,997,141.49	4.98		1	1.00 27,997,141.49	0.00 27,997,141.49	7.44	AAA
LGIP TOTAL			27,997,141.49	27,997,141.49 0.00	27,997,141.49	4.98		1	1.00 27,997,141.49	0.00 27,997,141.49	7.44	AAA
COMMERCIAL PAPER												
62479LKX2	MUFG BANK NY 10/31/24	04/30/2024 04/30/2024	5,000,000.00	4,863,533.33 0.00	4,863,533.33	5.49	10/31/2024	31	99.55 4,977,750.00	0.00 4,977,750.00	1.32	P-1 A-1
COMMERCIAL PAPER TOTAL			5,000,000.00	4,863,533.33 0.00	4,863,533.33	5.49		31	99.55 4,977,750.00	0.00 4,977,750.00	1.32	A-1
2020 BOND SERIES TOTAL			32,997,141.49	32,860,674.82 0.00	32,860,674.82	5.06		6	32,974,891.49	0.00 32,974,891.49	8.76	AA+

BUILDING												
LGIP												
TEXSTAR	TexSTAR	09/30/2024 09/30/2024	3,192,972.48	3,192,972.48 0.00	3,192,972.48	4.93		1	1.00 3,192,972.48	0.00 3,192,972.48	0.85	AAA
TEXPOOL	TexPool	09/30/2024 09/30/2024	22,436,367.49	22,436,367.49 0.00	22,436,367.49	4.98		1	1.00 22,436,367.49	0.00 22,436,367.49	5.96	AAA
LGIP TOTAL			25,629,339.97	25,629,339.97 0.00	25,629,339.97	4.97		1	1.00 25,629,339.97	0.00 25,629,339.97	6.81	AAA
COMMERCIAL PAPER												
62479LK46	MUFG Bank, Ltd. - New York Branch 0.0 10/04/2024	01/18/2024 01/18/2024	10,000,000.00	9,639,611.11 0.00	9,639,611.11	5.15	10/04/2024	4	99.96 9,995,841.67	0.00 9,995,841.67	2.66	P-1 A-1
22533TNF9	CREDIT AGRINY 01/15/25	07/16/2024 07/16/2024	5,000,000.00	4,866,600.00 0.00	4,866,600.00	5.39	01/15/2025	107	98.45 4,922,730.05	0.00 4,922,730.05	1.31	P-1 A-1
22533TR73	CREDIT AGRINY 04/07/25	07/16/2024 07/16/2024	10,000,000.00	9,626,122.22 0.00	9,626,122.22	5.24	04/07/2025	189	97.35 9,734,758.41	0.00 9,734,758.41	2.59	P-1 A-1
COMMERCIAL PAPER TOTAL			25,000,000.00	24,132,333.33 0.00	24,132,333.33	5.23		98	98.63 24,653,330.13	0.00 24,653,330.13	6.55	A-1

U.S. TREASURIES												
91282CED9	US TREASURY 1.750 03/15/25	03/27/2024 03/27/2024	15,000,000.00	14,538,867.19 0.00	14,538,867.19	5.05	03/15/2025	166	98.84 14,825,976.60	41,520.26 14,784,456.34	3.94	Aaa AA+
91282CLG4	US TREASURY 3.750 08/15/27	09/05/2024 09/05/2024	4,000,000.00	4,011,406.25 8,559.78	4,019,966.03	3.65	08/15/2027	1,049	100.48 4,019,375.00	8,244.88 4,011,130.12	1.07	Aaa AA+
9128284V9	US TREASURY 2.875 08/15/28	09/05/2024 09/05/2024	6,000,000.00	5,840,625.00 9,843.75	5,850,468.75	3.60	08/15/2028	1,415	97.45 5,846,718.78	3,216.18 5,843,502.60	1.55	Aaa AA+



Position Statement

CUSIP	DESCRIPTION	TRADE DATE SETTLE DATE	PAR VALUE	PRINCIPAL COST PURCHASED INTEREST	TOTAL COST	YIELD TO MATURITY	MATURITY DATE	DAYS TO MATURITY	MARKET PRICE MARKET VALUE	UNREALIZED GAIN/LOSS BOOK VALUE	% OF MV	MOODY'S S&P RATING
U.S. TREASURIES TOTAL			25,000,000.00	24,390,898.44 18,403.53	24,409,301.97	4.48		605	98.78 24,692,070.38	52,981.32 24,639,089.06	6.56	AA+
U.S. AGENCIES												
3130AQCM3	FHLBANKS 1.000 12/20/24 '24	12/10/2021 12/20/2021	5,000,000.00	5,000,000.00 0.00	5,000,000.00	1.00	12/20/2024	81	99.13 4,956,550.00	(43,450.00) 5,000,000.00	1.32	Aaa AA+
3133EN5Q9	FED FARM CR BNKS 4.500 01/10/25	01/09/2023 01/11/2023	5,000,000.00	5,013,700.00 0.00	5,013,700.00	4.36	01/10/2025	102	99.93 4,996,300.00	(5,593.69) 5,001,893.69	1.33	Aaa AA+
3130ATUC9	FHLBANKS 4.500 12/12/25	01/06/2023 01/10/2023	10,000,000.00	10,108,500.00 0.00	10,108,500.00	4.10	12/12/2025	438	100.72 10,072,200.00	27,763.09 10,044,436.91	2.68	Aaa AA+
U.S. AGENCIES TOTAL			20,000,000.00	20,122,200.00 0.00	20,122,200.00	3.40		266	100.13 20,025,050.00	(21,280.60) 20,046,330.60	5.32	AA+
BUILDING TOTAL			95,629,339.97	94,274,771.74 18,403.53	94,293,175.27	4.58		239	94,999,790.48	31,700.72 94,968,089.75	25.24	AA

DEBT SERVICE

LGIP												
TEXPOOL	TexPool	09/30/2024 09/30/2024	14,030,662.29	14,030,662.29 0.00	14,030,662.29	4.98		1	1.00 14,030,662.29	0.00 14,030,662.29	3.73	AAA
LGIP TOTAL			14,030,662.29	14,030,662.29 0.00	14,030,662.29	4.98		1	1.00 14,030,662.29	0.00 14,030,662.29	3.73	AAA
DEBT SERVICE TOTAL			14,030,662.29	14,030,662.29 0.00	14,030,662.29	4.98		1	14,030,662.29	0.00 14,030,662.29	3.73	AAA

OPERATING

BANK DEPOSITS												
515327828	JPMorgan Chase Com- mercial Checking Account	09/30/2024 09/30/2024	140,651.12	140,651.12 0.00	140,651.12	0.00		1	1.00 140,651.12	0.00 140,651.12	0.04	NA
BANK DEPOSITS TOTAL			140,651.12	140,651.12 0.00	140,651.12	0.00		1	1.00 140,651.12	0.00 140,651.12	0.04	NA
LGIP												
TXRANGE	Texas Range TexasDAILY Fund	09/30/2024 09/30/2024	5,702,625.02	5,702,625.02 0.00	5,702,625.02	4.98		1	1.00 5,702,625.02	0.00 5,702,625.02	1.52	AAA
TEXSTAR	TexSTAR	09/30/2024 09/30/2024	487,420.62	487,420.62 0.00	487,420.62	4.93		1	1.00 487,420.62	0.00 487,420.62	0.13	AAA
TEXPOOL	TexPool	09/30/2024 09/30/2024	5,368,539.38	5,368,539.38 0.00	5,368,539.38	4.98		1	1.00 5,368,539.38	0.00 5,368,539.38	1.43	AAA



Position Statement

CUSIP	DESCRIPTION	TRADE DATE SETTLE DATE	PAR VALUE	PRINCIPAL COST PURCHASED INTEREST	TOTAL COST	YIELD TO MATURITY	MATURITY DATE	DAYS TO MATURITY	MARKET PRICE MARKET VALUE	UNREALIZED GAIN/LOSS BOOK VALUE	% OF MV	MOODY'S S&P RATING
LGIP TOTAL			11,558,585.02	11,558,585.02 0.00	11,558,585.02	4.98		1	1.00 11,558,585.02	0.00 11,558,585.02	3.07	AAA
U.S. TREASURIES												
912828ZT0	US TREASURY 0.250 05/31/25	05/13/2022 06/15/2022	5,000,000.00	4,557,031.25 0.00	4,557,031.25	3.42	05/31/2025	243	97.41 4,870,312.50	(30,521.51) 4,900,834.01	1.29	Aaa AA+
91282CFP1	US TREASURY 4.250 10/15/25	11/22/2023 11/22/2023	8,000,000.00	7,905,937.50 0.00	7,905,937.50	4.90	10/15/2025	380	100.30 8,023,750.00	75,192.55 7,948,557.45	2.13	Aaa AA+
91282CGR6	US TREASURY 4.625 03/15/26	04/29/2024 04/29/2024	7,500,000.00	7,446,386.72 0.00	7,446,386.72	5.03	03/15/2026	531	101.20 7,590,234.38	131,716.18 7,458,518.19	2.02	Aaa AA+
U.S. TREASURIES TOTAL			20,500,000.00	19,909,355.47 0.00	19,909,355.47	4.60		403	99.95 20,484,296.88	176,387.22 20,307,909.65	5.44	AA+
U.S. AGENCIES												
31422XMV1	FARMER MAC 0.500 10/04/24 '24 MTN	09/14/2021 10/04/2021	5,000,000.00	5,000,000.00 0.00	5,000,000.00	0.50	10/04/2024	4	99.96 4,998,200.00	(1,800.00) 5,000,000.00	1.33	Aaa AA+
3133ENZ94	FED FARM CR BNKS 4.500 11/18/24	01/17/2023 01/19/2023	10,000,000.00	10,031,011.40 0.00	10,031,011.40	4.32	11/18/2024	49	99.93 9,993,100.00	(9,123.72) 10,002,223.72	2.66	Aaa AA+
3135G03U5	FANNIE MAE 0.625 04/22/25	08/03/2022 08/05/2022	5,000,000.00	4,673,949.80 0.00	4,673,949.80	3.15	04/22/2025	204	97.91 4,895,600.00	(37,505.80) 4,933,105.80	1.30	Aaa AA+
3135G04Z3	FANNIE MAE 0.500 06/17/25	01/19/2023 01/23/2023	7,500,000.00	6,906,450.00 0.00	6,906,450.00	3.99	06/17/2025	260	97.44 7,307,850.00	(16,559.16) 7,324,409.16	1.94	Aaa AA+
3134GXZT4	FREDDIE MAC 4.000 07/14/25 '24 MTN	06/14/2022 07/14/2022	5,000,000.00	5,000,000.00 0.00	5,000,000.00	4.00	07/14/2025	287	99.58 4,978,950.00	(21,050.00) 5,000,000.00	1.32	Aaa AA+
3133EN7J3	FED FARM CR BNKS 3.875 02/02/26	01/27/2023 02/02/2023	7,500,000.00	7,472,550.00 0.00	7,472,550.00	4.01	02/02/2026	490	99.95 7,496,025.00	8,258.28 7,487,766.72	1.99	Aaa AA+
3133EP7C3	FED FARM CR BNKS 4.625 04/01/26	04/30/2024 04/30/2024	7,500,000.00	7,444,333.73 27,942.71	7,472,276.44	5.03	04/01/2026	548	101.15 7,586,325.00	129,762.16 7,456,562.84	2.02	Aaa AA+
3130AWTQ3	FHLBANKS 4.625 09/11/26	09/25/2023 09/25/2023	25,000,000.00	24,759,469.25 0.00	24,759,469.25	4.97	09/11/2026	711	101.75 25,437,250.00	595,174.09 24,842,075.91	6.76	Aaa AA+
3130AXU63	FHLBANKS 4.625 11/17/26	11/22/2023 11/22/2023	8,000,000.00	7,986,936.00 0.00	7,986,936.00	4.68	11/17/2026	778	101.94 8,155,120.00	164,427.77 7,990,692.23	2.17	Aaa AA+
U.S. AGENCIES TOTAL			80,500,000.00	79,274,700.18 27,942.71	79,302,642.89	4.24		459	100.45 80,848,420.00	811,583.63 80,036,836.38	21.48	AA+
OPERATING TOTAL			112,699,236.14	110,883,291.79 27,942.71	110,911,234.50	4.38		401	113,031,953.02	987,970.85 112,043,982.17	30.03	AA+

STABILIZATION												
LGIP												
TEXPOOL	TexPool	09/30/2024 09/30/2024	26,111,310.32	26,111,310.32 0.00	26,111,310.32	4.98		1	1.00 26,111,310.32	0.00 26,111,310.32	6.94	AAA
LGIP TOTAL			26,111,310.32	26,111,310.32 0.00	26,111,310.32	4.98		1	1.00 26,111,310.32	0.00 26,111,310.32	6.94	AAA



Position Statement

CUSIP	DESCRIPTION	TRADE DATE SETTLE DATE	PAR VALUE	PRINCIPAL COST PURCHASED INTEREST	TOTAL COST	YIELD TO MATURITY	MATURITY DATE	DAYS TO MATURITY	MARKET PRICE MARKET VALUE	UNREALIZED GAIN/LOSS BOOK VALUE	% OF MV	MOODY'S S&P RATING
COMMERCIAL PAPER												
06741FKP1	BARCLAYS BNK PLC 10/23/24	04/29/2024 04/29/2024	10,000,000.00	9,734,991.67 0.00	9,734,991.67	5.54	10/23/2024	23	99.67 9,967,061.11	0.00 9,967,061.11	2.65	P-1 A-1
62479LXK2	MUFG BANK NY 10/31/24	04/30/2024 04/30/2024	5,000,000.00	4,863,533.33 0.00	4,863,533.33	5.49	10/31/2024	31	99.55 4,977,750.00	0.00 4,977,750.00	1.32	P-1 A-1
06054NMG3	BOFA SECURITIES 12/16/24	03/22/2024 03/22/2024	10,000,000.00	9,614,433.33 0.00	9,614,433.33	5.33	12/16/2024	77	98.91 9,891,066.67	0.00 9,891,066.67	2.63	P-1 A-1
COMMERCIAL PAPER TOTAL			25,000,000.00	24,212,958.33 0.00	24,212,958.33	5.45		46	99.34 24,835,877.78	0.00 24,835,877.78	6.60	A-1
U.S. AGENCIES												
3130AWER7	FHLBANKS 4.625 06/06/25	06/12/2023 06/12/2023	8,000,000.00	7,993,360.00 0.00	7,993,360.00	4.67	06/06/2025	249	100.24 8,018,880.00	21,155.40 7,997,724.60	2.13	Aaa AA+
3130AWER7	FHLBANKS 4.625 06/06/25	06/12/2023 06/12/2023	2,000,000.00	1,998,327.50 0.00	1,998,327.50	4.67	06/06/2025	249	100.24 2,004,720.00	5,293.14 1,999,426.86	0.53	Aaa AA+
3133EPC37	FED FARM CR BNKS 4.875 11/13/25	11/22/2023 11/22/2023	10,000,000.00	9,989,910.00 0.00	9,989,910.00	4.93	11/13/2025	409	100.93 10,093,000.00	98,705.14 9,994,294.86	2.68	Aaa AA+
3133EN6A3	FED FARM CR BNKS 4.000 01/13/26	01/12/2023 01/17/2023	10,000,000.00	10,032,100.00 0.00	10,032,100.00	3.89	01/13/2026	470	100.09 10,009,300.00	(4,484.40) 10,013,784.40	2.66	Aaa AA+
U.S. AGENCIES TOTAL			30,000,000.00	30,013,697.50 0.00	30,013,697.50	4.50		376	100.42 30,125,900.00	120,669.28 30,005,230.72	8.00	AA+
STABILIZATION TOTAL			81,111,310.32	80,337,966.15 0.00	80,337,966.15	4.94		154	81,073,088.10	120,669.28 80,952,418.81	21.54	AA

TEXAS CONNECT

LGIP												
139999998	Texas Connect	09/30/2024 09/30/2024	12,082,445.57	12,082,445.57 0.00	12,082,445.57	5.05		1	1.00 12,082,445.57	0.00 12,082,445.57	3.21	
LGIP TOTAL			12,082,445.57	12,082,445.57 0.00	12,082,445.57	5.05		1	1.00 12,082,445.57	0.00 12,082,445.57	3.21	NA
TEXAS CONNECT TOTAL			12,082,445.57	12,082,445.57 0.00	12,082,445.57	5.05		1	1.00 12,082,445.57	0.00 12,082,445.57	3.21	NA

TEXAS CONNECT- BLDG

LGIP												
139999998	Texas Connect	09/30/2024 09/30/2024	28,192,372.98	28,192,372.98 0.00	28,192,372.98	5.05		1	1.00 28,192,372.98	0.00 28,192,372.98	7.49	



Position Statement

CUSIP	DESCRIPTION	TRADE DATE SETTLE DATE	PAR VALUE	PRINCIPAL COST PURCHASED INTEREST	TOTAL COST	YIELD TO MATURITY	MATURITY DATE	DAYS TO MATURITY	MARKET PRICE MARKET VALUE	UNREALIZED GAIN/LOSS BOOK VALUE	% OF MV	MOODY'S S&P RATING
LGIP TOTAL			28,192,372.98	28,192,372.98 0.00	28,192,372.98	5.05		1	1.00 28,192,372.98	0.00 28,192,372.98	7.49	NA
TEXAS CONNECT-BLDG TOTAL			28,192,372.98	28,192,372.98 0.00	28,192,372.98	5.05		1	28,192,372.98	0.00 28,192,372.98	7.49	NA
GRAND TOTAL			376,742,508.76	372,662,185.34 46,346.24	372,708,531.58	4.70		215	376,385,203.92	1,140,340.86 375,244,863.06	100.00	AA

Cash Reconciliation Report

BUILDING						
POST DATE	IDENTIFIER	DESCRIPTION	PAR VALUE	FINAL MATURITY	PRINCIPAL	AMOUNT
BUY						
09/05/2024	9128284V9	US TREASURY 2.875 08/15/28	6,000,000.00	08/15/2028	5,840,625.00	-5,850,468.75
09/05/2024	91282CLG4	US TREASURY 3.750 08/15/27	4,000,000.00	08/15/2027	4,011,406.25	-4,019,966.03
BUY TOTAL			10,000,000.00		9,852,031.25	-9,870,434.78
POST DATE	IDENTIFIER	DESCRIPTION	PAR VALUE	FINAL MATURITY	PRINCIPAL	AMOUNT
COUPON						
09/03/2024	912828YE4	UNITED STATES TREASURY 1.25 08/31/2024	0.00	08/31/2024	0.00	31,250.00
09/16/2024	91282CED9	US TREASURY 1.750 03/15/25	0.00	03/15/2025	0.00	131,250.00
09/30/2024	3130ARD24	FEDERAL HOME LOAN BANKS 2.01 09/30/2024	0.00	09/30/2024	0.00	100,500.00
COUPON TOTAL			0.00		0.00	263,000.00
POST DATE	IDENTIFIER	DESCRIPTION	PAR VALUE	FINAL MATURITY	PRINCIPAL	AMOUNT
MATURITY						
08/31/2024	912828YE4	UNITED STATES TREASURY 1.25 08/31/2024	-5,000,000.00	08/31/2024	-5,000,000.00	5,000,000.00
09/30/2024	3130ARD24	FEDERAL HOME LOAN BANKS 2.01 09/30/2024	-10,000,000.00	09/30/2024	-10,000,000.00	10,000,000.00
MATURITY TOTAL			-15,000,000.00		-15,000,000.00	15,000,000.00
OPERATING						
POST DATE	IDENTIFIER	DESCRIPTION	PAR VALUE	FINAL MATURITY	PRINCIPAL	AMOUNT
COUPON						
09/11/2024	3130AWTQ3	FHLBANKS 4.625 09/11/26	0.00	09/11/2026	0.00	578,125.00
COUPON TOTAL			0.00		0.00	578,125.00

Transaction Statement

BUILDING									
	TRADE DATE	SETTLE DATE	CUSIP	DESCRIPTION	PAR VALUE	PRINCIPAL COST	PURCHASED INTEREST	TOTAL	PURCHASE YIELD
BUY									
	09/05/2024	09/05/2024	91282CLG4	US TREASURY 3.750 08/15/27	4,000,000.00	4,011,406.25	8,559.78	(4,019,966.03)	3.65
	09/05/2024	09/05/2024	9128284V9	US TREASURY 2.875 08/15/28	6,000,000.00	5,840,625.00	9,843.75	(5,850,468.75)	3.60
BUY TOTAL					10,000,000.00	9,852,031.25	18,403.53	(9,870,434.78)	3.62
	TRADE DATE	SETTLE DATE	CUSIP	DESCRIPTION	PAR VALUE	BOOK VALUE	TOTAL	NET REALIZED GAIN/LOSS	
MATURITY									
	08/31/2024	09/03/2024	912828YE4	UNITED STATES TREASURY 1.25 08/31/2024	(5,000,000.00)	5,000,000.00	5,000,000.00	0.00	
	09/30/2024	09/30/2024	3130ARD24	FEDERAL HOME LOAN BANKS 2.01 09/30/2024	(10,000,000.00)	10,000,000.00	10,000,000.00	0.00	
MATURITY TOTAL					(15,000,000.00)	15,000,000.00	15,000,000.00	0.00	



Amortization Schedule

CUSIP	DESCRIPTION	PAR VALUE	PRINCIPAL COST	ORIGINAL PREMIUM OR DISCOUNT	BEGINNING BOOK VALUE	CURRENT PERIOD AMORT	ENDING BOOK VALUE	TOTAL AMORTIZATION	UNAMORTIZED BALANCE
2020 BOND SERIES									
62479LKX2	MUFG BANK NY 10/31/24	5,000,000.00	4,863,533.33	(136,466.67)	4,955,500.00	22,250.00	4,977,750.00	114,216.67	(22,250.00)
TOTAL		5,000,000.00	4,863,533.33	(136,466.67)	4,955,500.00	22,250.00	4,977,750.00	114,216.67	(22,250.00)
BUILDING									
22533TNF9	CREDIT AGRI NY 01/15/25	5,000,000.00	4,866,600.00	(133,400.00)	4,900,861.20	21,868.85	4,922,730.05	56,130.05	(77,269.95)
22533TR73	CREDIT AGRI NY 04/07/25	10,000,000.00	9,626,122.22	(373,877.78)	9,692,432.62	42,325.79	9,734,758.41	108,636.19	(265,241.59)
3133EN5Q9	FED FARM CR BNKS 4.500 01/10/25	5,000,000.00	5,013,700.00	13,700.00	5,002,456.17	(562.48)	5,001,893.69	(11,806.31)	1,893.69
3130ARD24	FEDERAL HOME LOAN BANKS 2.01 09/30/2024	10,000,000.00	9,613,500.00	(386,500.00)	9,977,275.16	22,724.84	0.00	386,500.00	0.00
3130AQCM3	FHLBANKS 1.000 12/20/24 '24	5,000,000.00	5,000,000.00	0.00	5,000,000.00	0.00	5,000,000.00	0.00	0.00
3130ATUC9	FHLBANKS 4.500 12/12/25	10,000,000.00	10,108,500.00	108,500.00	10,047,487.50	(3,050.59)	10,044,436.91	(64,063.09)	44,436.91
62479LK46	MUFG Bank, Ltd. - New York Branch 0.0 10/04/2024	10,000,000.00	9,639,611.11	(360,388.89)	9,954,258.33	41,583.33	9,995,841.67	356,230.56	(4,158.33)
91282CED9	US TREASURY 1.750 03/15/25	15,000,000.00	14,538,867.19	(461,132.81)	14,745,266.58	39,189.76	14,784,456.34	245,589.15	(215,543.66)
9128284V9	US TREASURY 2.875 08/15/28	6,000,000.00	5,840,625.00	(159,375.00)	0.00	2,877.60	5,843,502.60	2,877.60	(156,497.40)
91282CLG4	US TREASURY 3.750 08/15/27	4,000,000.00	4,011,406.25	11,406.25	0.00	(276.13)	4,011,130.12	(276.13)	11,130.12
TOTAL		80,000,000.00	78,258,931.77	(1,741,068.23)	69,320,037.56	166,680.98	69,338,749.78	1,079,818.01	(661,250.22)
OPERATING									
3135G04Z3	FANNIE MAE 0.500 06/17/25	7,500,000.00	6,906,450.00	(593,550.00)	7,304,070.45	20,338.71	7,324,409.16	417,959.16	(175,590.84)
3135G03U5	FANNIE MAE 0.625 04/22/25	5,000,000.00	4,673,949.80	(326,050.20)	4,923,219.95	9,885.84	4,933,105.80	259,156.00	(66,894.20)
31422XMV1	FARMER MAC 0.500 10/04/24 '24 MTN	5,000,000.00	5,000,000.00	0.00	5,000,000.00	0.00	5,000,000.00	0.00	0.00
3133EN7J3	FED FARM CR BNKS 3.875 02/02/26	7,500,000.00	7,472,550.00	(27,450.00)	7,487,016.21	750.51	7,487,766.72	15,216.72	(12,233.28)
3133ENZ94	FED FARM CR BNKS 4.500 11/18/24	10,000,000.00	10,031,011.40	31,011.40	10,003,613.55	(1,389.83)	10,002,223.72	(28,787.68)	2,223.72
3133EP7C3	FED FARM CR BNKS 4.625 04/01/26	7,500,000.00	7,444,333.73	(55,666.27)	7,454,180.55	2,382.29	7,456,562.84	12,229.11	(43,437.16)
3130AWTQ3	FHLBANKS 4.625 09/11/26	25,000,000.00	24,759,469.25	(240,530.75)	24,835,403.06	6,672.85	24,842,075.91	82,606.66	(157,924.09)
3130AXU63	FHLBANKS 4.625 11/17/26	8,000,000.00	7,986,936.00	(13,064.00)	7,990,332.85	359.37	7,990,692.23	3,756.23	(9,307.77)
3134GXZT4	FREDDIE MAC 4.000 07/14/25 '24 MTN	5,000,000.00	5,000,000.00	0.00	5,000,000.00	0.00	5,000,000.00	0.00	0.00
912828ZT0	US TREASURY 0.250 05/31/25	5,000,000.00	4,557,031.25	(442,968.75)	4,888,540.70	12,293.30	4,900,834.01	343,802.76	(99,165.99)
91282CFP1	US TREASURY 4.250 10/15/25	8,000,000.00	7,905,937.50	(94,062.50)	7,944,485.48	4,071.97	7,948,557.45	42,619.95	(51,442.55)

Amortization Schedule

CUSIP	DESCRIPTION	PAR VALUE	PRINCIPAL COST	ORIGINAL PREMIUM OR DISCOUNT	BEGINNING BOOK VALUE	CURRENT PERIOD AMORT	ENDING BOOK VALUE	TOTAL AMORTIZATION	UNAMORTIZED BALANCE
91282CGR6	US TREASURY 4.625 03/15/26	7,500,000.00	7,446,386.72	(53,613.28)	7,456,170.17	2,348.03	7,458,518.19	12,131.47	(41,481.81)
TOTAL		101,000,000.00	99,184,055.65	(1,815,944.35)	100,287,032.98	57,713.05	100,344,746.03	1,160,690.38	(655,253.97)
STABILIZATION									
06741FKP1	BARCLAYS BNK PLC 10/23/24	10,000,000.00	9,734,991.67	(265,008.33)	9,922,144.45	44,916.67	9,967,061.11	232,069.44	(32,938.89)
06054NMG3	BOFA SECURITIES 12/16/24	10,000,000.00	9,614,433.33	(385,566.67)	9,848,066.67	43,000.00	9,891,066.67	276,633.34	(108,933.33)
3133EN6A3	FED FARM CR BNKS 4.000 01/13/26	10,000,000.00	10,032,100.00	32,100.00	10,014,666.13	(881.73)	10,013,784.40	(18,315.60)	13,784.40
3133EPC37	FED FARM CR BNKS 4.875 11/13/25	10,000,000.00	9,989,910.00	(10,090.00)	9,993,875.36	419.50	9,994,294.86	4,384.86	(5,705.14)
3130AWER7	FHLBANKS 4.625 06/06/25	8,000,000.00	7,993,360.00	(6,640.00)	7,997,449.34	275.25	7,997,724.60	4,364.60	(2,275.40)
3130AWER7	FHLBANKS 4.625 06/06/25	2,000,000.00	1,998,327.50	(1,672.50)	1,999,357.53	69.33	1,999,426.86	1,099.36	(573.14)
62479LX2	MUFG BANK NY 10/31/24	5,000,000.00	4,863,533.33	(136,466.67)	4,955,500.00	22,250.00	4,977,750.00	114,216.67	(22,250.00)
TOTAL		55,000,000.00	54,226,655.83	(773,344.17)	54,731,059.48	110,049.01	54,841,108.49	614,452.66	(158,891.51)
GRAND TOTAL		241,000,000.00	236,533,176.58	(4,466,823.42)	229,293,630.01	356,693.04	229,502,354.30	2,969,177.72	(1,497,645.70)

Accrued Interest Schedule

IDENTIFIER	DESCRIPTION	SETTLE DATE	PAR VALUE	PRINCIPAL COST	BEGINNING ACCRUED INTEREST	PURCHASED INTEREST	CURRENT PERIOD ACCRUAL	INTEREST RECEIVED	ENDING ACCRUED INTEREST
2020 BOND SERIES									
62479LKX2	MUFG BANK NY 10/31/24	2024-04-30	5,000,000.00	4,863,533.33	0.00	0.00	0.00	0.00	0.00
TEXPOOL	TexPool	2024-09-30	27,997,141.49	27,997,141.49	0.00	0.00	118,411.48	118,411.48	0.00
TOTAL			32,997,141.49	32,860,674.82	0.00	0.00	118,411.48	118,411.48	0.00
BUILDING									
22533TNF9	CREDIT AGRI NY 01/15/25	2024-07-16	5,000,000.00	4,866,600.00	0.00	0.00	0.00	0.00	0.00
22533TR73	CREDIT AGRI NY 04/07/25	2024-07-16	10,000,000.00	9,626,122.22	0.00	0.00	0.00	0.00	0.00
3133EN5Q9	FED FARM CR BNKS 4.500 01/10/25	2023-01-11	5,000,000.00	5,013,700.00	31,875.00	0.00	18,750.00	0.00	50,625.00
3130ARD24	FEDERAL HOME LOAN BANKS 2.01 09/30/2024	2023-05-24	0.00	0.00	84,308.33	0.00	16,191.67	100,500.00	0.00
3130AQCM3	FHLBANKS 1.000 12/20/24 '24	2021-12-20	5,000,000.00	5,000,000.00	9,861.11	0.00	4,166.67	0.00	14,027.78
3130ATUC9	FHLBANKS 4.500 12/12/25	2023-01-10	10,000,000.00	10,108,500.00	98,750.00	0.00	37,500.00	0.00	136,250.00
62479LK46	MUFG Bank, Ltd. - New York Branch 0.0 10/04/2024	2024-01-18	10,000,000.00	9,639,611.11	0.00	0.00	0.00	0.00	0.00
TEXPOOL	TexPool	2024-09-30	22,436,367.49	22,436,367.49	0.00	0.00	57,406.66	57,406.66	0.00
TEXSTAR	TexSTAR	2024-09-30	3,192,972.48	3,192,972.48	0.00	0.00	13,392.32	13,392.32	0.00
912828YE4	UNITED STATES TREASURY 1.25 08/31/2024	2022-04-18	0.00	0.00	31,250.00	0.00	0.00	31,250.00	0.00
91282CED9	US TREASURY 1.750 03/15/25	2024-03-27	15,000,000.00	14,538,867.19	121,263.59	0.00	21,588.62	131,250.00	11,602.21
9128284V9	US TREASURY 2.875 08/15/28	2024-09-05	6,000,000.00	5,840,625.00	0.00	(9,843.75)	12,187.50	0.00	22,031.25
91282CLG4	US TREASURY 3.750 08/15/27	2024-09-05	4,000,000.00	4,011,406.25	0.00	(8,559.78)	10,597.83	0.00	19,157.61
TOTAL			95,629,339.97	94,274,771.74	377,308.03	(18,403.53)	191,781.27	333,798.98	253,693.85
DEBT SERVICE									
TEXPOOL	TexPool	2024-09-30	14,030,662.29	14,030,662.29	0.00	0.00	59,198.83	59,198.83	0.00
TOTAL			14,030,662.29	14,030,662.29	0.00	0.00	59,198.83	59,198.83	0.00
OPERATING									
3135G04Z3	FANNIE MAE 0.500 06/17/25	2023-01-23	7,500,000.00	6,906,450.00	7,708.33	0.00	3,125.00	0.00	10,833.33
3135G03U5	FANNIE MAE 0.625 04/22/25	2022-08-05	5,000,000.00	4,673,949.80	11,197.92	0.00	2,604.17	0.00	13,802.08



Accrued Interest Schedule

IDENTIFIER	DESCRIPTION	SETTLE DATE	PAR VALUE	PRINCIPAL COST	BEGINNING ACCRUED INTEREST	PURCHASED INTEREST	CURRENT PERIOD ACCRUAL	INTEREST RECEIVED	ENDING ACCRUED INTEREST
31422XMV1	FARMER MAC 0.500 10/04/24 '24 MTN	2021-10-04	5,000,000.00	5,000,000.00	10,208.33	0.00	2,083.33	0.00	12,291.67
3133EN7J3	FED FARM CR BNKS 3.875 02/02/26	2023-02-02	7,500,000.00	7,472,550.00	23,411.46	0.00	24,218.75	0.00	47,630.21
3133ENZ94	FED FARM CR BNKS 4.500 11/18/24	2023-01-19	10,000,000.00	10,031,011.40	128,750.00	0.00	37,500.00	0.00	166,250.00
3133EP7C3	FED FARM CR BNKS 4.625 04/01/26	2024-04-30	7,500,000.00	7,444,333.73	144,531.25	0.00	28,906.25	0.00	173,437.50
3130AWTQ3	FHLBANKS 4.625 09/11/26	2023-09-25	25,000,000.00	24,759,469.25	546,006.94	0.00	96,354.17	578,125.00	64,236.11
3130AXU63	FHLBANKS 4.625 11/17/26	2023-11-22	8,000,000.00	7,986,936.00	106,888.89	0.00	30,833.33	0.00	137,722.22
3134GXZT4	FREDDIE MAC 4.000 07/14/25 '24 MTN	2022-07-14	5,000,000.00	5,000,000.00	126,111.11	0.00	16,666.67	0.00	142,777.78
515327828	JPMorgan Chase Commercial Checking Account	2024-09-30	140,651.12	140,651.12	0.00	0.00	0.00	0.00	0.00
TEXPOOL	TexPool	2024-09-30	5,368,539.38	5,368,539.38	0.00	0.00	103,807.47	103,807.47	0.00
TEXSTAR	TexSTAR	2024-09-30	487,420.62	487,420.62	0.00	0.00	2,039.86	2,039.86	0.00
TXRANGE	Texas Range TexasDAILY Fund	2024-09-30	5,702,625.02	5,702,625.02	0.00	0.00	24,000.83	24,000.83	0.00
912828ZT0	US TREASURY 0.250 05/31/25	2022-06-15	5,000,000.00	4,557,031.25	3,176.23	0.00	1,024.59	0.00	4,200.82
91282CFP1	US TREASURY 4.250 10/15/25	2023-11-22	8,000,000.00	7,905,937.50	129,125.68	0.00	27,868.85	0.00	156,994.54
91282CGR6	US TREASURY 4.625 03/15/26	2024-04-29	7,500,000.00	7,446,386.72	160,241.17	0.00	28,527.82	0.00	188,768.99
TOTAL			112,699,236.14	110,883,291.79	1,397,357.32	0.00	429,561.09	707,973.16	1,118,945.25

STABILIZATION									
06741FKP1	BARCLAYS BNK PLC 10/23/24	2024-04-29	10,000,000.00	9,734,991.67	0.00	0.00	0.00	0.00	0.00
06054NMG3	BOFA SECURITIES 12/16/24	2024-03-22	10,000,000.00	9,614,433.33	0.00	0.00	0.00	0.00	0.00
3133EN6A3	FED FARM CR BNKS 4.000 01/13/26	2023-01-17	10,000,000.00	10,032,100.00	253,333.33	0.00	33,333.33	0.00	286,666.67
3133EPC37	FED FARM CR BNKS 4.875 11/13/25	2023-11-22	10,000,000.00	9,989,910.00	146,250.00	0.00	40,625.00	0.00	186,875.00
3130AWER7	FHLBANKS 4.625 06/06/25	2023-06-12	8,000,000.00	7,993,360.00	87,361.11	0.00	30,833.33	0.00	118,194.44
3130AWER7	FHLBANKS 4.625 06/06/25	2023-06-12	2,000,000.00	1,998,327.50	21,840.28	0.00	7,708.33	0.00	29,548.61
62479LKX2	MUFG BANK NY 10/31/24	2024-04-30	5,000,000.00	4,863,533.33	0.00	0.00	0.00	0.00	0.00
TEXPOOL	TexPool	2024-09-30	26,111,310.32	26,111,310.32	0.00	0.00	130,802.84	130,802.84	0.00
TOTAL			81,111,310.32	80,337,966.15	508,784.72	0.00	243,302.84	130,802.84	621,284.72

TEXAS CONNECT



Accrued Interest Schedule

IDENTIFIER	DESCRIPTION	SETTLE DATE	PAR VALUE	PRINCIPAL COST	BEGINNING ACCRUED INTEREST	PURCHASED INTEREST	CURRENT PERIOD ACCRUAL	INTEREST RECEIVED	ENDING ACCRUED INTEREST
139999998	Texas Connect	2024-09-30	12,082,445.57	12,082,445.57	0.00	0.00	52,128.36	52,128.36	0.00
TOTAL			12,082,445.57	12,082,445.57	0.00	0.00	52,128.36	52,128.36	0.00
TEXAS CONNECT-BLDG									
139999998	Texas Connect	2024-09-30	28,192,372.98	28,192,372.98	0.00	0.00	121,632.83	121,632.83	0.00
TOTAL			28,192,372.98	28,192,372.98	0.00	0.00	121,632.83	121,632.83	0.00
GRAND TOTAL			376,742,508.76	372,662,185.34	2,283,450.07	(18,403.53)	1,216,016.70	1,523,946.48	1,993,923.82



Earnings by Fund

CUSIP	DESCRIPTION	ENDING PAR VALUE	BEGINNING BOOK VALUE	ENDING BOOK VALUE	FINAL MATURITY	COUPON RATE	YIELD	INTEREST EARNED	NET AMORTIZATION/ACCRETION INCOME	NET REALIZED GAIN/LOSS	ADJUSTED INTEREST EARNINGS
2020 BOND SERIES											
62479LKX2	MUFG BANK NY 10/31/24	5,000,000.00	4,955,500.00	4,977,750.00	10/31/2024	0.00	5.49	0.00	22,250.00	0.00	22,250.00
TEXPOOL	TexPool	27,997,141.49	28,003,437.72	27,997,141.49	09/30/2024	5.34	4.98	118,411.48	0.00	0.00	118,411.48
TOTAL		32,997,141.49	32,958,937.72	32,974,891.49		4.53	5.06	118,411.48	22,250.00	0.00	140,661.48
BUILDING											
22533TNF9	CREDIT AGR NY 01/15/25	5,000,000.00	4,900,861.20	4,922,730.05	01/15/2025	0.00	5.39	0.00	21,868.85	0.00	21,868.85
22533TR73	CREDIT AGR NY 04/07/25	10,000,000.00	9,692,432.62	9,734,758.41	04/07/2025	0.00	5.24	0.00	42,325.79	0.00	42,325.79
3130AQC3	FHLBANKS 1.000 12/20/24 '24	5,000,000.00	5,000,000.00	5,000,000.00	12/20/2024	1.00	1.00	4,166.67	0.00	0.00	4,166.67
3130ARD24	FEDERAL HOME LOAN BANKS 2.01 09/30/2024	0.00	9,977,275.16	0.00	09/30/2024	2.01	5.00	16,191.67	22,724.84	0.00	38,916.51
3130ATUC9	FHLBANKS 4.500 12/12/25	10,000,000.00	10,047,487.50	10,044,436.91	12/12/2025	4.50	4.10	37,500.00	(3,050.59)	0.00	34,449.41
3133EN5Q9	FED FARM CR BNKS 4.500 01/10/25	5,000,000.00	5,002,456.17	5,001,893.69	01/10/2025	4.50	4.36	18,750.00	(562.48)	0.00	18,187.52
62479LK46	MUFG Bank, Ltd. - New York Branch 0.0 10/04/2024	10,000,000.00	9,954,258.33	9,995,841.67	10/04/2024	0.00	5.15	0.00	41,583.33	0.00	41,583.33
9128284V9	US TREASURY 2.875 08/15/28	6,000,000.00	0.00	5,843,502.60	08/15/2028	2.88	3.60	12,187.50	2,877.60	0.00	15,065.10
912828YE4	UNITED STATES TREASURY 1.25 08/31/2024	0.00	5,000,000.00	0.00	08/31/2024	1.25	2.47	0.00	0.00	0.00	0.00
91282CED9	US TREASURY 1.750 03/15/25	15,000,000.00	14,745,266.58	14,784,456.34	03/15/2025	1.75	5.05	21,588.62	39,189.76	0.00	60,778.38
91282CLG4	US TREASURY 3.750 08/15/27	4,000,000.00	0.00	4,011,130.12	08/15/2027	3.75	3.65	10,597.83	(276.13)	0.00	10,321.70
TEXPOOL	TexPool	22,436,367.49	16,986,395.61	22,436,367.49	09/30/2024	5.34	4.98	57,406.66	0.00	0.00	57,406.66
TEXSTAR	TexSTAR	3,192,972.48	3,179,580.16	3,192,972.48	09/30/2024	5.30	4.93	13,392.32	0.00	0.00	13,392.32
TOTAL		95,629,339.97	94,486,013.33	94,968,089.75		2.82	4.58	191,781.27	166,680.98	0.00	358,462.24
DEBT SERVICE											
TEXPOOL	TexPool	14,030,662.29	13,836,000.94	14,030,662.29	09/30/2024	5.34	4.98	59,198.83	0.00	0.00	59,198.83
TOTAL		14,030,662.29	13,836,000.94	14,030,662.29		5.34	4.98	59,198.83	0.00	0.00	59,198.83
OPERATING											
3130AWTQ3	FHLBANKS 4.625 09/11/26	25,000,000.00	24,835,403.06	24,842,075.91	09/11/2026	4.63	4.97	96,354.17	6,672.85	0.00	103,027.02
3130AXU63	FHLBANKS 4.625 11/17/26	8,000,000.00	7,990,332.85	7,990,692.23	11/17/2026	4.63	4.68	30,833.33	359.37	0.00	31,192.71



Earnings by Fund

CUSIP	DESCRIPTION	ENDING PAR VALUE	BEGINNING BOOK VALUE	ENDING BOOK VALUE	FINAL MATURITY	COUPON RATE	YIELD	INTEREST EARNED	NET AMORTIZATION/ ACCRETION INCOME	NET REALIZED GAIN/LOSS	ADJUSTED INTEREST EARNINGS
3133EN7J3	FED FARM CR BNKS 3.875 02/02/26	7,500,000.00	7,487,016.21	7,487,766.72	02/02/2026	3.88	4.01	24,218.75	750.51	0.00	24,969.26
3133ENZ94	FED FARM CR BNKS 4.500 11/18/24	10,000,000.00	10,003,613.55	10,002,223.72	11/18/2024	4.50	4.32	37,500.00	(1,389.83)	0.00	36,110.17
3133EP7C3	FED FARM CR BNKS 4.625 04/01/26	7,500,000.00	7,454,180.55	7,456,562.84	04/01/2026	4.63	5.03	28,906.25	2,382.29	0.00	31,288.54
3134GXZT4	FREDDIE MAC 4.000 07/14/25 '24 MTN	5,000,000.00	5,000,000.00	5,000,000.00	07/14/2025	4.00	4.00	16,666.67	0.00	0.00	16,666.67
3135G03U5	FANNIE MAE 0.625 04/22/25	5,000,000.00	4,923,219.95	4,933,105.80	04/22/2025	0.63	3.15	2,604.17	9,885.84	0.00	12,490.01
3135G04Z3	FANNIE MAE 0.500 06/17/25	7,500,000.00	7,304,070.45	7,324,409.16	06/17/2025	0.50	3.99	3,125.00	20,338.71	0.00	23,463.71
31422XMV1	FARMER MAC 0.500 10/04/24 '24 MTN	5,000,000.00	5,000,000.00	5,000,000.00	10/04/2024	0.50	0.50	2,083.33	0.00	0.00	2,083.33
515327828	JPMorgan Chase Commercial Checking Account	140,651.12	155,731.06	140,651.12	09/30/2024	0.00	0.00	0.00	0.00	0.00	0.00
912828ZT0	US TREASURY 0.250 05/31/25	5,000,000.00	4,888,540.70	4,900,834.01	05/31/2025	0.25	3.42	1,024.59	12,293.30	0.00	13,317.89
91282CFP1	US TREASURY 4.250 10/15/25	8,000,000.00	7,944,485.48	7,948,557.45	10/15/2025	4.25	4.90	27,868.85	4,071.97	0.00	31,940.82
91282CGR6	US TREASURY 4.625 03/15/26	7,500,000.00	7,456,170.17	7,458,518.19	03/15/2026	4.63	5.03	28,527.82	2,348.03	0.00	30,875.85
TEXPOOL	TexPool	5,368,539.38	36,305,835.67	5,368,539.38	09/30/2024	5.34	4.98	103,807.47	0.00	0.00	103,807.47
TEXSTAR	TexSTAR	487,420.62	485,380.76	487,420.62	09/30/2024	5.30	4.93	2,039.86	0.00	0.00	2,039.86
TXRANGE	Texas Range TexasDAILY Fund	5,702,625.02	5,678,624.19	5,702,625.02	09/30/2024	5.04	4.98	24,000.83	0.00	0.00	24,000.83
TOTAL		112,699,236.14	142,912,604.66	112,043,982.17		3.75	4.38	429,561.09	57,713.05	0.00	487,274.14

STABILIZATION											
06054NMG3	BOFA SECURITIES 12/16/24	10,000,000.00	9,848,066.67	9,891,066.67	12/16/2024	0.00	5.33	0.00	43,000.00	0.00	43,000.00
06741FKP1	BARCLAYS BNK PLC 10/23/24	10,000,000.00	9,922,144.45	9,967,061.11	10/23/2024	0.00	5.54	0.00	44,916.67	0.00	44,916.67
3130AWER7	FHLBANKS 4.625 06/06/25	8,000,000.00	7,997,449.34	7,997,724.60	06/06/2025	4.63	4.67	30,833.33	275.25	0.00	31,108.58
3130AWER7	FHLBANKS 4.625 06/06/25	2,000,000.00	1,999,357.53	1,999,426.86	06/06/2025	4.63	4.67	7,708.33	69.33	0.00	7,777.66
3133EN6A3	FED FARM CR BNKS 4.000 01/13/26	10,000,000.00	10,014,666.13	10,013,784.40	01/13/2026	4.00	3.89	33,333.33	(881.73)	0.00	32,451.60
3133EPC37	FED FARM CR BNKS 4.875 11/13/25	10,000,000.00	9,993,875.36	9,994,294.86	11/13/2025	4.88	4.93	40,625.00	419.50	0.00	41,044.50
62479LXK2	MUFG BANK NY 10/31/24	5,000,000.00	4,955,500.00	4,977,750.00	10/31/2024	0.00	5.49	0.00	22,250.00	0.00	22,250.00
TEXPOOL	TexPool	26,111,310.32	30,980,507.48	26,111,310.32	09/30/2024	5.34	4.98	130,802.84	0.00	0.00	130,802.84
TOTAL		81,111,310.32	85,711,566.96	80,952,418.81		3.40	4.94	243,302.84	110,049.01	0.00	353,351.85



Earnings by Fund

CUSIP	DESCRIPTION	ENDING PAR VALUE	BEGINNING BOOK VALUE	ENDING BOOK VALUE	FINAL MATURITY	COUPON RATE	YIELD	INTEREST EARNED	NET AMORTIZATION/ACCRETION INCOME	NET REALIZED GAIN/LOSS	ADJUSTED INTEREST EARNINGS
TEXAS CONNECT											
139999998	Texas Connect	12,082,445.57	12,030,317.21	12,082,445.57	09/30/2024	0.00	5.05	52,128.36	0.00	0.00	52,128.36
TOTAL		12,082,445.57	12,030,317.21	12,082,445.57		0.00	5.05	52,128.36	0.00	0.00	52,128.36
TEXAS CONNECT-BLDG											
139999998	Texas Connect	28,192,372.98	28,070,740.15	28,192,372.98	09/30/2024	0.00	5.05	121,632.83	0.00	0.00	121,632.83
TOTAL		28,192,372.98	28,070,740.15	28,192,372.98		0.00	5.05	121,632.83	0.00	0.00	121,632.83
GRAND TOTAL		376,742,508.76	410,006,180.96	375,244,863.06		3.17	4.70	1,216,016.70	356,693.04	0.00	1,572,709.74

Disclosure

Meeder provides monthly statements for its investment management clients to provide information about the investment portfolio. The information should not be used for audit or confirmation purposes. Please review your custodial statements and report any inaccuracies or discrepancies.

Certain information and data has been supplied by unaffiliated third parties. Although Meeder believes the information is reliable, it cannot warrant the accuracy of information offered by third parties. Market value may reflect prices received from pricing vendors when current market quotations are not available. Prices may not reflect firm bids or offers and may differ from the value at which the security can be sold.

Statements may include positions from unmanaged accounts provided for reporting purposes. Unmanaged accounts are managed directly by the client and are not included in the accounts managed by Meeder. This information is provided as a client convenience and Meeder assumes no responsibility for performance of these accounts or the accuracy of the data reported.

Investing involves risk. Past performance is no guarantee of future results. Debt and fixed income securities are subject to credit and interest rate risk. The investment return and principal value of an investment will fluctuate so that an investors shares, when redeemed, may be worth more or less than their original cost. Current performance may be lower or higher than the performance data quoted.

Investment advisory services provided by Meeder Public Funds, Inc. Please contact us if you would like to receive a copy of our current ADV disclosure brochure or privacy policy.

© 2024 Meeder Investment Management

meederpublicfunds.com | 866.633.3371

