



*Proposed
Elementary
Rezoning Plan*

Denton ISD Staff

- Academic Programs
- Operations and Transportation
- Communications
- Principals

Agenda

- o The purpose of tonight's meeting
- o Meetings Scheduled
 - o November 3rd Paloma Creek Elementary, 1600 Navo Rd. Aubrey, 7:00 p.m.
 - o November 5th Pecan Creek Elementary, 4400 Lakeview Blvd. Denton, 7:00 p.m.
- o Answering questions
- o The next scheduled board meeting
 - o Central Service Board Room, 1307 N. Locust, Denton, TX 76201
 - o **November 10, 2015 at 6:00 p.m**



As the meeting goes on tonight please write down your questions on the sheets of paper that you picked up as you entered the meeting. We will collect these at the end of the meeting and try to address every question.



DFW New Home Ranking Report

ISD Ranked by Annual Closings – 2Q15

Rank	District Name	Annual Starts	Annual Closings	VDL	Future
1	Frisco ISD	2,728	2,660	3,589	8,135
2	Denton ISD	1,707	1,783	2,375	29,980*
3	Prosper ISD	1,405	1,298	2,796	27,990
4	Northwest ISD	1,136	1,179	1,710	22,929
5	Keller ISD	989	978	1,159	2,448
6	Lewisville ISD	1,026	913	2,503	2,980
7	Dallas ISD	1,024	902	2,311	5,828
8	Eagle Mtn. - Saginaw ISD	868	807	1,435	19,839
9	Rockwall ISD	663	661	1,799	7,939
10	Little Elm ISD	806	621	1,744	5,044
11	Allen ISD	471	605	920	1,305
12	McKinney ISD	481	559	1,343	6,229
13	Crowley ISD	530	533	1,372	8,674
14	Mansfield ISD	533	508	1,161	5,359
15	Forney ISD	469	502	804	12,500
16	Plano ISD	454	429	1,028	2,364
17	Garland ISD	357	412	825	3,390
18	Midlothian ISD	427	397	1,102	20,525
19	HEB ISD	430	391	555	5,003
20	Burleson ISD	387	377	591	3,770

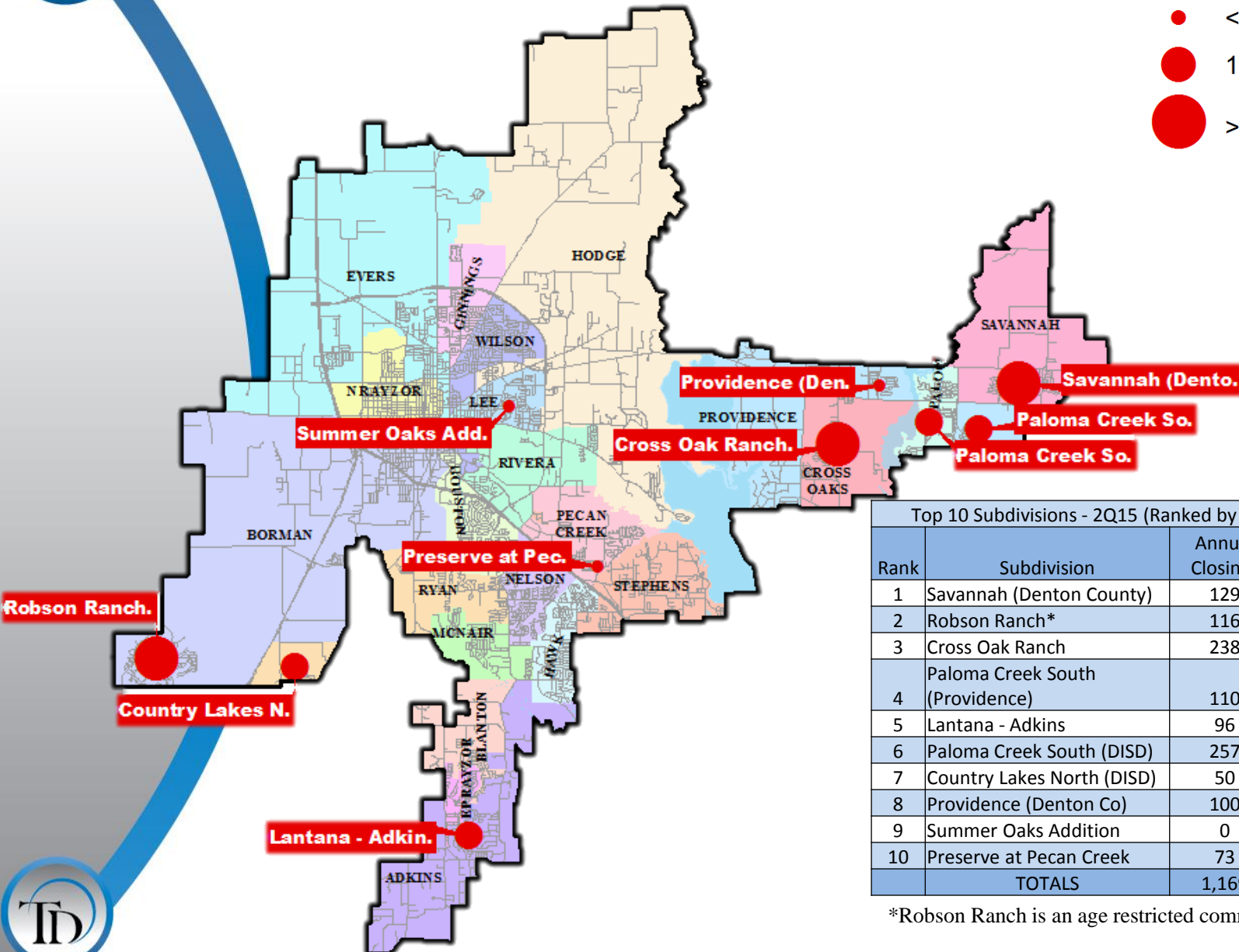
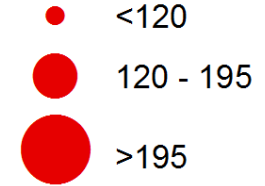
*Based on additional Templeton Demographics housing research

*New futures include but not limited to the following developments:
Stark Farms-817, Hillside Pointe-590 & The Estates at Belle Trace (Flower Mound)-64





Vacant Developed Lots 2Q15



Top 10 Subdivisions - 2Q15 (Ranked by remaining VDL)

Rank	Subdivision	Annual Closings	VDL	Future
1	Savannah (Denton County)	129	284	473
2	Robson Ranch*	116	218	1,428
3	Cross Oak Ranch	238	212	226
4	Paloma Creek South (Providence)	110	192	399
5	Lantana - Adkins	96	156	0
6	Paloma Creek South (DISD)	257	132	398
7	Country Lakes North (DISD)	50	126	534
8	Providence (Denton Co)	100	116	0
9	Summer Oaks Addition	0	100	0
10	Preserve at Pecan Creek	73	88	195
TOTALS		1,169	1,624	3,653

*Robson Ranch is an age restricted community





Enrollment Projections Through 2025

By Elementary School Campus

	Enrollment Projections									
CAMPUS NAME	2015-2016	2016-2017	2017-2018	2018-2019	2019-2020	2020-2021	2021-2022	2022-2023	2023-2024	2024-2025
Cross Oaks	646	672	715	745	792	830	853	873	896	918
Paloma Creek	656	684	710	701	712	716	721	729	731	742
Providence	701	689	702	729	747	778	812	855	910	978
Savannah	653	750	808	863	921	978	1039	1112	1190	1275

	Enrollment Projections									
CAMPUS NAME	2015-2016	2016-2017	2017-2018	2018-2019	2019-2020	2020-2021	2021-2022	2022-2023	2023-2024	2024-2025
Hawk	693	697	673	668	644	651	662	650	656	652
Pecan Creek	717	808	839	838	853	833	802	776	769	744
Stephens	519	548	550	586	627	625	632	658	669	674



Enrollment Projections Through 2026

By Elementary School Campus



Enrollment Projections											
CAMPUS NAME	2015-2016	2016-2017	2017-2018	2018-2019	2019-2020	2020-2021	2021-2022	2022-2023	2023-2024	2024-2025	2025-2026
Bell		683	736	749	755	738	737	743	764	767	778
Cross Oaks	646	617	655	663	695	677	678	678	684	689	700
Paloma Creek	656	392	468	557	666	791	893	1010	1027	1050	1078
Providence	701	420	419	442	474	494	526	561	587	609	625
Savannah	653	687	703	714	732	723	731	750	756	764	767

Enrollment Projections											
CAMPUS NAME	2015-2016	2016-2017	2017-2018	2018-2019	2019-2020	2020-2021	2021-2022	2022-2023	2023-2024	2024-2025	2025-2026
Hawk	693	701	641	607	567	542	550	552	562	565	572
Pecan Creek	717	631	652	662	697	717	743	761	777	774	760
Stephens	519	542	531	522	536	538	554	575	590	591	608



Bell Elementary School Community Support

- o Bond committee in 2007 and 2013 convened to identify facility needs for our district
- o Committee members represent all of Denton ISD
- o 69% average voter approval ratings
 - o 380 Bash participation increases
 - o Meet the principal events
 - o Student selection of the mascot
 - o District efforts to develop the school culture and prepare for the opening
 - o Support from our current PTA organizations for the formation of a Bell PTA



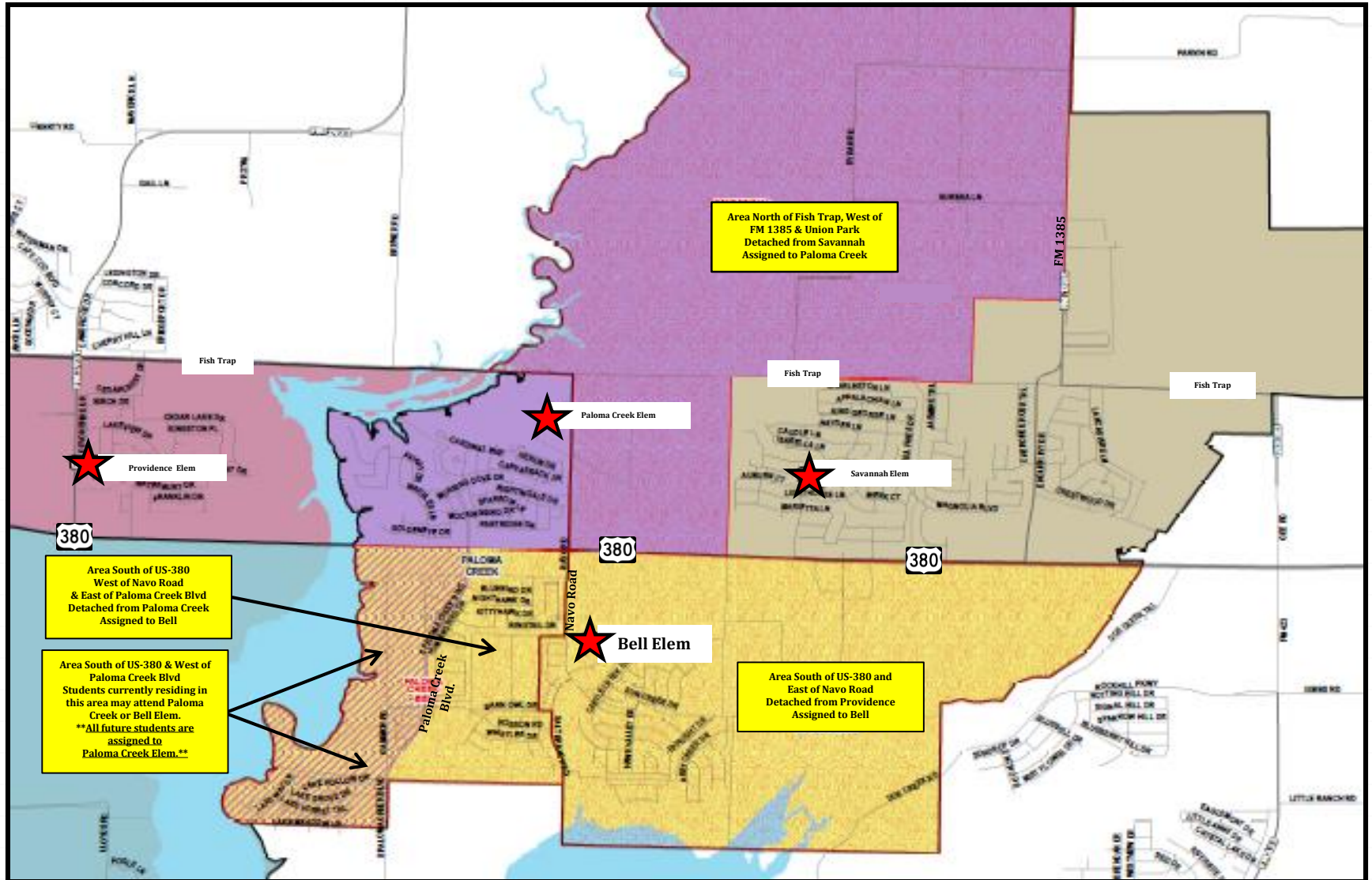
Elementary Rezoning

- o The opening of Bell Elementary School and the additional rezoning proposal will
 - o Address the fastest growth rate in the district along the 380 corridor and
 - o Relieve potential overcrowding at Paloma Creek, Cross Oaks, Savannah, Providence and Pecan Creek, while balancing the number of students between the elementary schools
 - o Allow for long term planning based on district growth projections

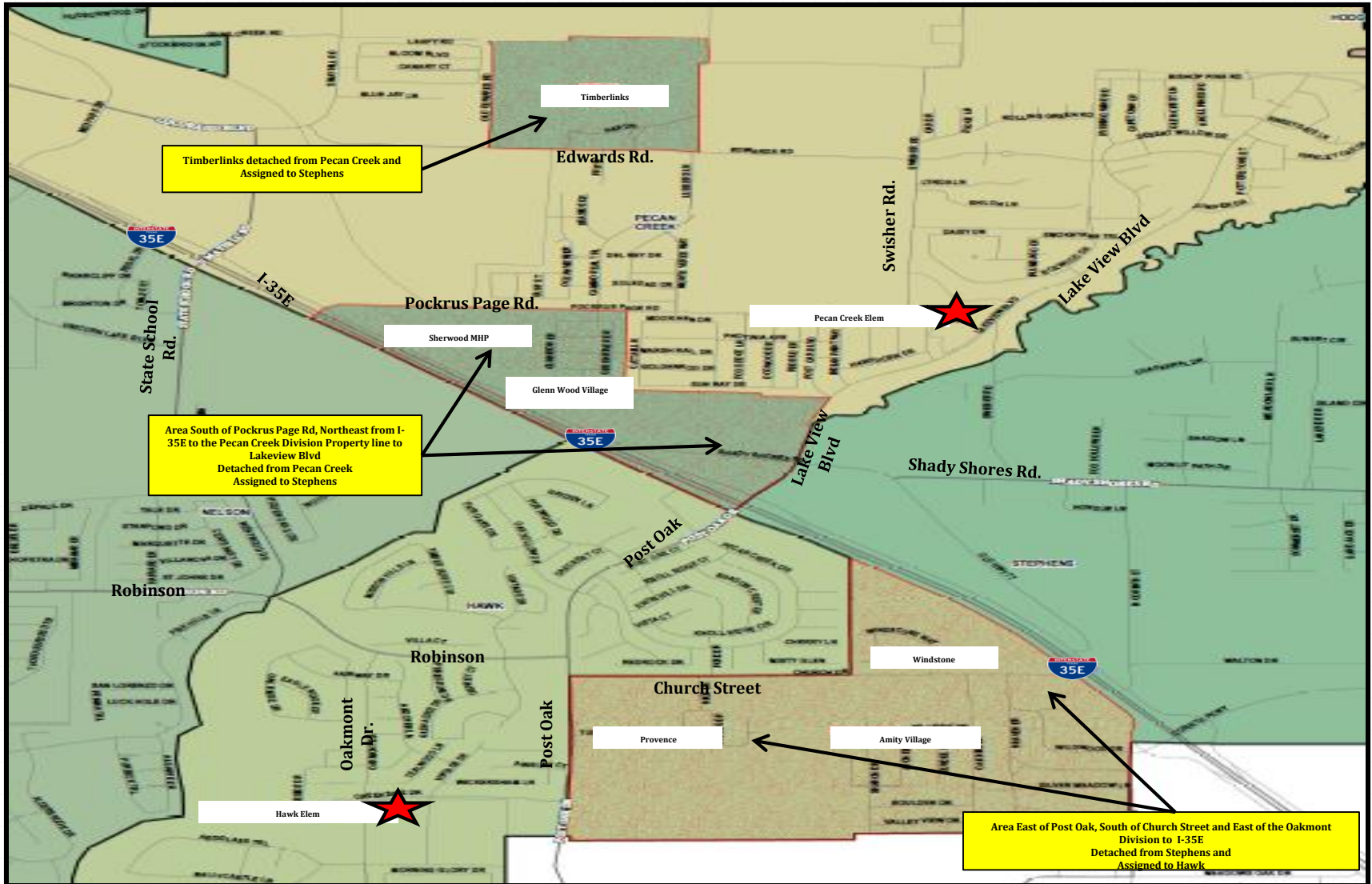
Rezoning Proposal Development

- o Collaboration for development of potential rezoning proposals includes:
 - o Elementary principals at all elementary schools potentially impacted.
 - o District staff including the directors of transportation, fine arts, academic programs and others
 - o Parents and community members in the affected attendance zones

Proposed Elementary Attendance Zones on 380 Corridor



Proposed Elementary Attendance Zones for Pecan Creek, Stephens and Hawk



Frequently Asked Questions

- My child is going to be a kinder, 1st, 2nd, 3rd or 4th grader next year, will they have to move to the new/reassigned elementary school if rezoned?
- My child is going to be a 5th grader next year. Does he or she have to move campuses?
- My child is in the dual language program at Pecan Creek. Will he or she still have to move campuses?
- My child currently receives special education services. Will those services continue at the new campus?
- I have a child that will be a 5th grader and one that will also be in elementary school, but not a 5th grader. Will I have to have students at two different elementary schools?
- Will there be transportation to the new school?
- What if my child would like to apply for a transfer?

Questions

- o Break
- o Please take a few moments to review the proposed maps
- o Record any remaining questions on your paper and give them to a staff member
- o We will read the questions and answer them aloud
- o The rezoning proposal, maps and frequently asked questions will be posted on the district website after feedback has been gathered at Thursday's presentation
- o Thank you for attending the presentation and for providing feedback on the proposal