

CAMPUS SPOTLIGHT

Highlands Elementary

Victoria Collins, Principal



SLIDE DECK REQUIREMENTS

Click [here](#) for the slide deck requirements. Choose any slide layout that you deem appropriate for each slide.





Highland Elementary

CELEBRATIONS
CHALLENGES
FUTURE GOALS

Ready, Set, Grow – Racing Toward Excellence



CELEBRATIONS



B


**INCREASED
PARENTAL
ENGAGEMENT**

**PBIS/HOUSE
SYSTEM**

**ATTENDANCE
INCREASED
94.29% to
94.42%**

**FULLY
STAFFED**

**Discipline
Referrals
DECREASED
47%**



Ready, Set, Grow – Racing Toward Excellence

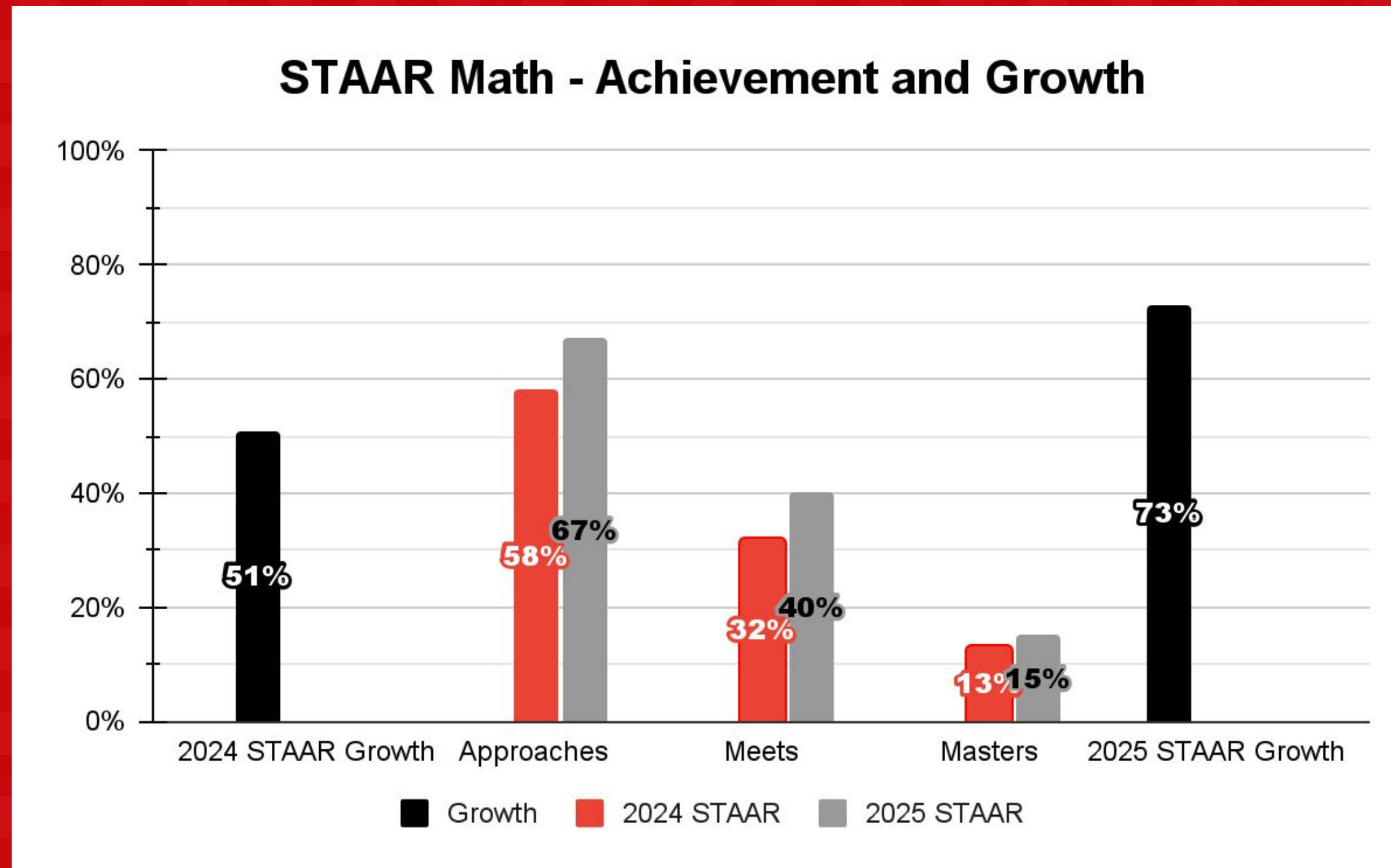




CAMPUS SNAPSHOT

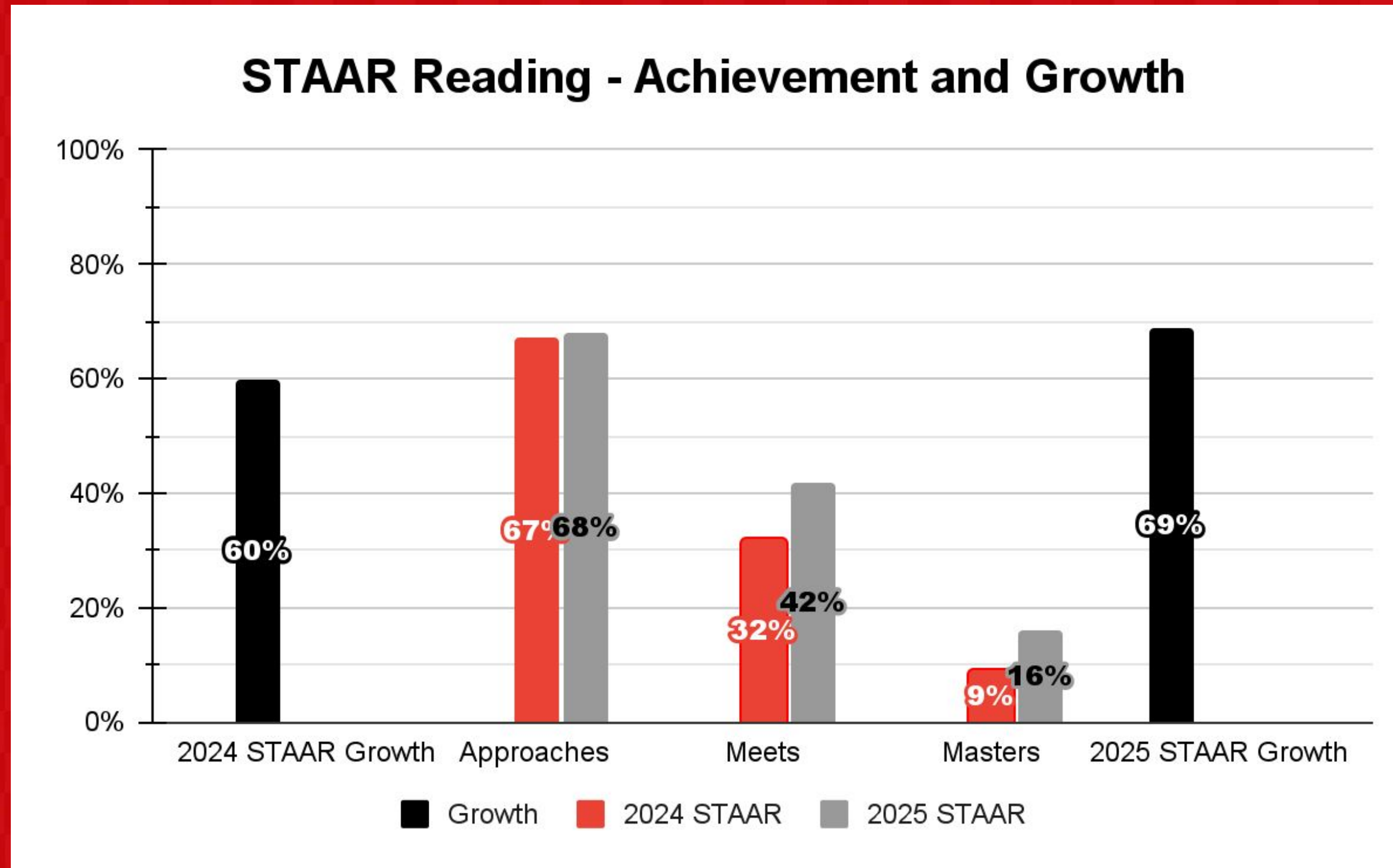
Student Demographic	
American Indian/Alaskan Native	0.25%
Asian	0.75%
Black/African-American	30%
Hispanic-Latino	67%
White	2%
Two-or-More	1%
Bilingual Program	50%
Staff	
Certified Tested Teachers (3rd-5th)	5/12= 42%
All Subject	15/27=56%
Support Staff	8/35=23%
Average Student Teacher Ratio	397/27=15:1

ACADEMIC ACHIEVEMENT and GROWTH- STAAR MATH



Ready, Set, Grow – Racing Toward Excellence

ACADEMIC ACHIEVEMENT and GROWTH- STAAR READING



Ready, Set, Grow – Racing Toward Excellence

STUDENT ENGAGEMENT



Ready, Set, Grow – Racing Toward Excellence

SUCCESS STORY

What Growth Looks Like



January 2025

Allen will spend \$2.90 on a drink and \$1.85 on chips at the convenience store. If he pays with a \$10.00 bill what will be his change.

READ

10.00
2.90
1.85
4.75

DRAW

10.00 2.50
10.00 - 1.00
1.00
5.00 = 0.50

WRITE

5 x 10.00 = 50.00
6 x 7 = 42.00
2.00

March 2025

A floor is made up two rectangles, as shown. What is the area of the floor in square feet.

READ to understand
(2) Rect + an area
what's DR + W

DRAW

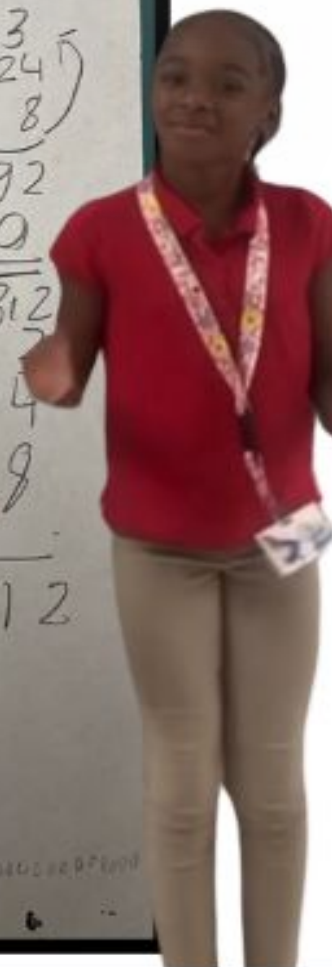
$A = L \times W$
 $A = 12 \times 10 = 120$
 $A = 14 \times 8 = 112$
 24 ft

WRITE

$A = L \times W$
 $A = 12 \times 12 = 120 +$
 $A = 2 \times 619 \text{ ft}$

JUSTIFY

200 $A = 10 \times 20 = 200$
+ 112 $A = 14 \times 8 = 112$
312




Ready, Set, Grow – Racing Toward Excellence

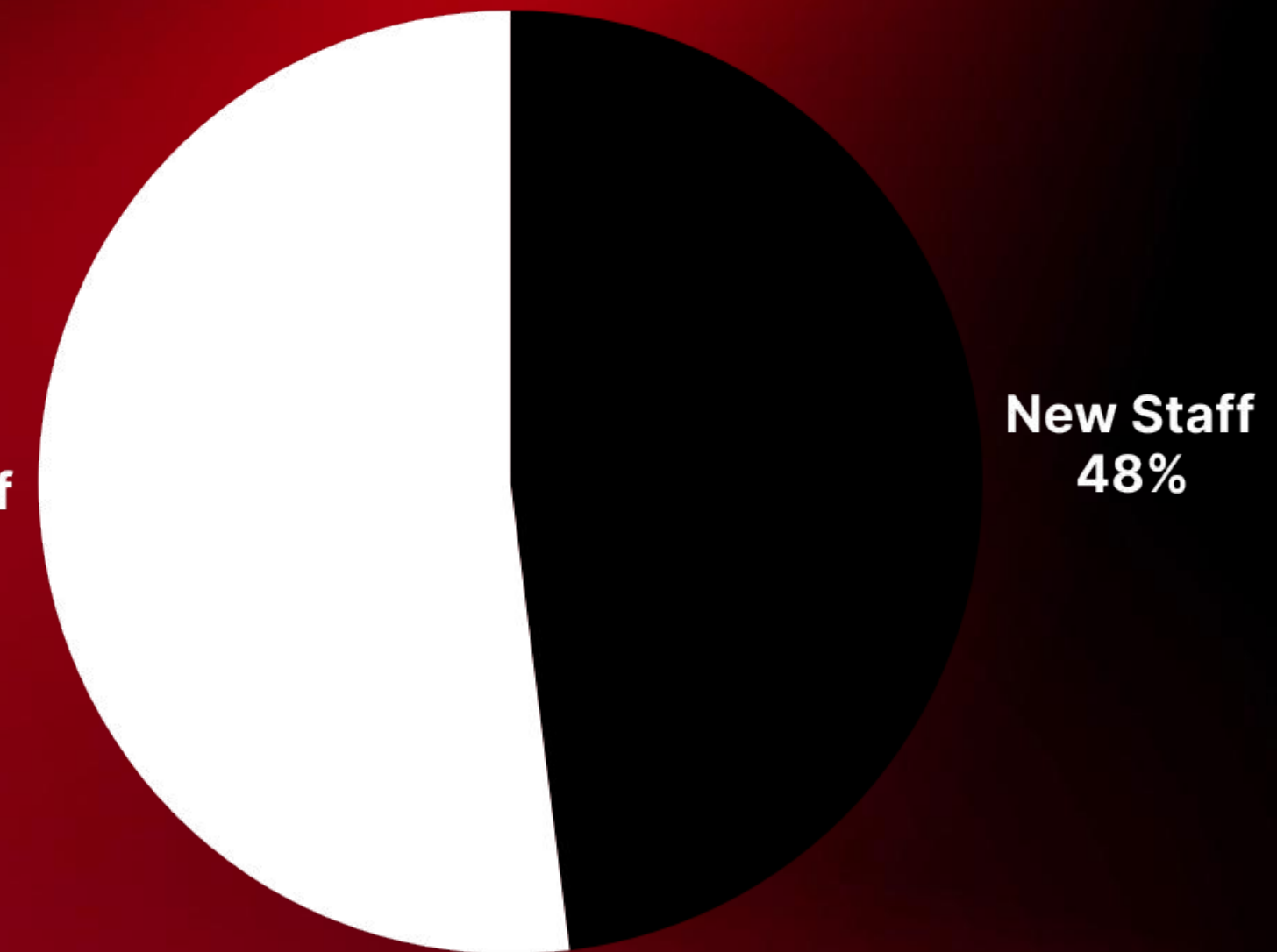


STAFF EFFECTIVENESS AND CULTURE

Percentage of Certified Teachers 2025-2026



Percentage of Returning Teachers 2025-2026



Ready, Set, Grow – Racing Toward Excellence

STAFF EFFECTIVENESS AND CULTURE



Ready, Set, Grow – Racing Toward Excellence



CHALLENGES AND GROWTH AREAS

Performance gaps between AA and All

64% to 47% AA (All Subjects)

68% to 53% AA (Reading)


67% to 49% AA (Math)

Uncertified Staff- 44%

New Math Curriculum

Instructional Resources

Kinder and 1st Grade Class Size



READY, SET, GROW – RACING TOWARD EXCELLENCE





Highlands Goals


Increase the percentage of 3rd-5th grade students scoring in the meets level on the

- STAAR Reading from 41% → 51%
- STAAR Math from 38% → 50%
- STAAR Science from 12% → 50%


Increase the percentage of 4th and 5th grade students meeting their growth target from
71% → 85%




KEY ACTIONS




Focus on Tier 1 instruction




Intentional PLC based on data



Weekly planning sessions



Frequent walks and coaching sessions



Celebrate progress



READY, SET, GROW – RACING TOWARD EXCELLENCE

CELEBRATIONS



B


**INCREASED
PARENTAL
ENGAGEMENT**

**PBIS/HOUSE
SYSTEM**

**ATTENDANCE
INCREASED
94.29% to
94.42%**

**FULLY
STAFFED**

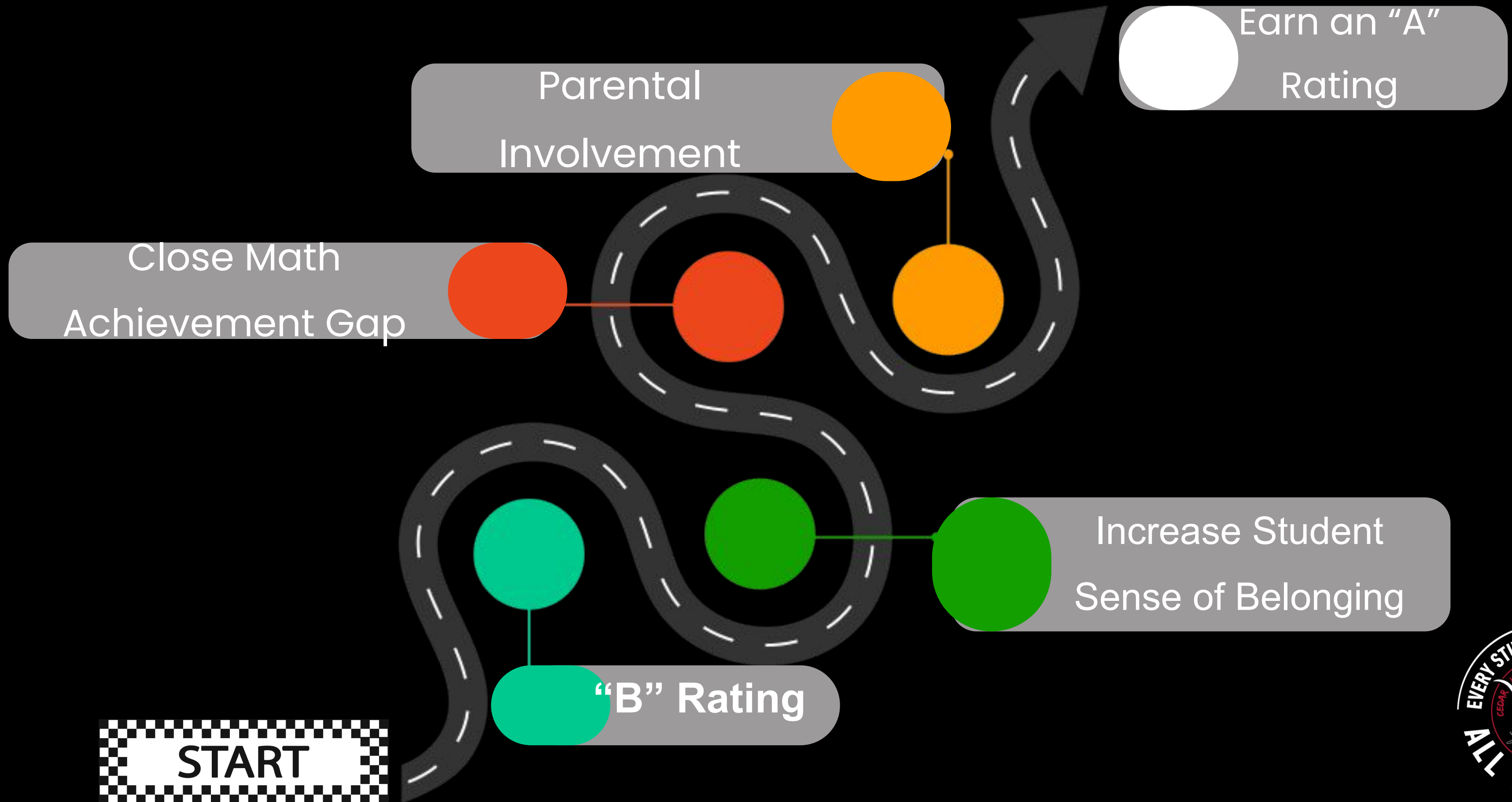
**Discipline
Referrals
DECREASED
47%**



Ready, Set, Grow – Racing Toward Excellence



LOOKING AHEAD



Highlands Elementary



Ready, Set, Grow – Racing Toward Excellence

