

A-F Accountability System

Mineola ISD

August 19, 2019



Performance

How a student did on
this test

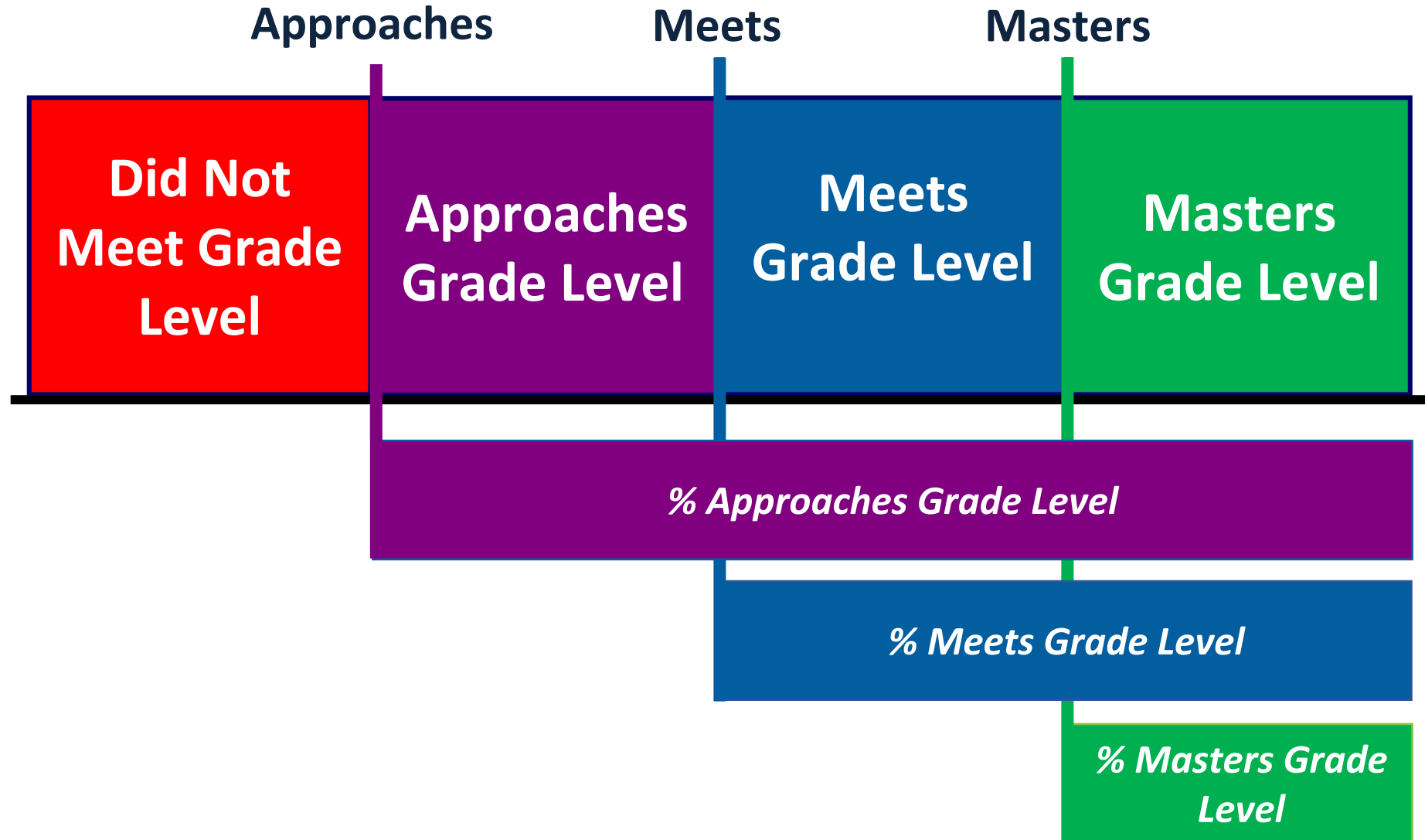
COMPARED TO
A PREVIOUS
TEST

How a
student did
ON THIS
TEST

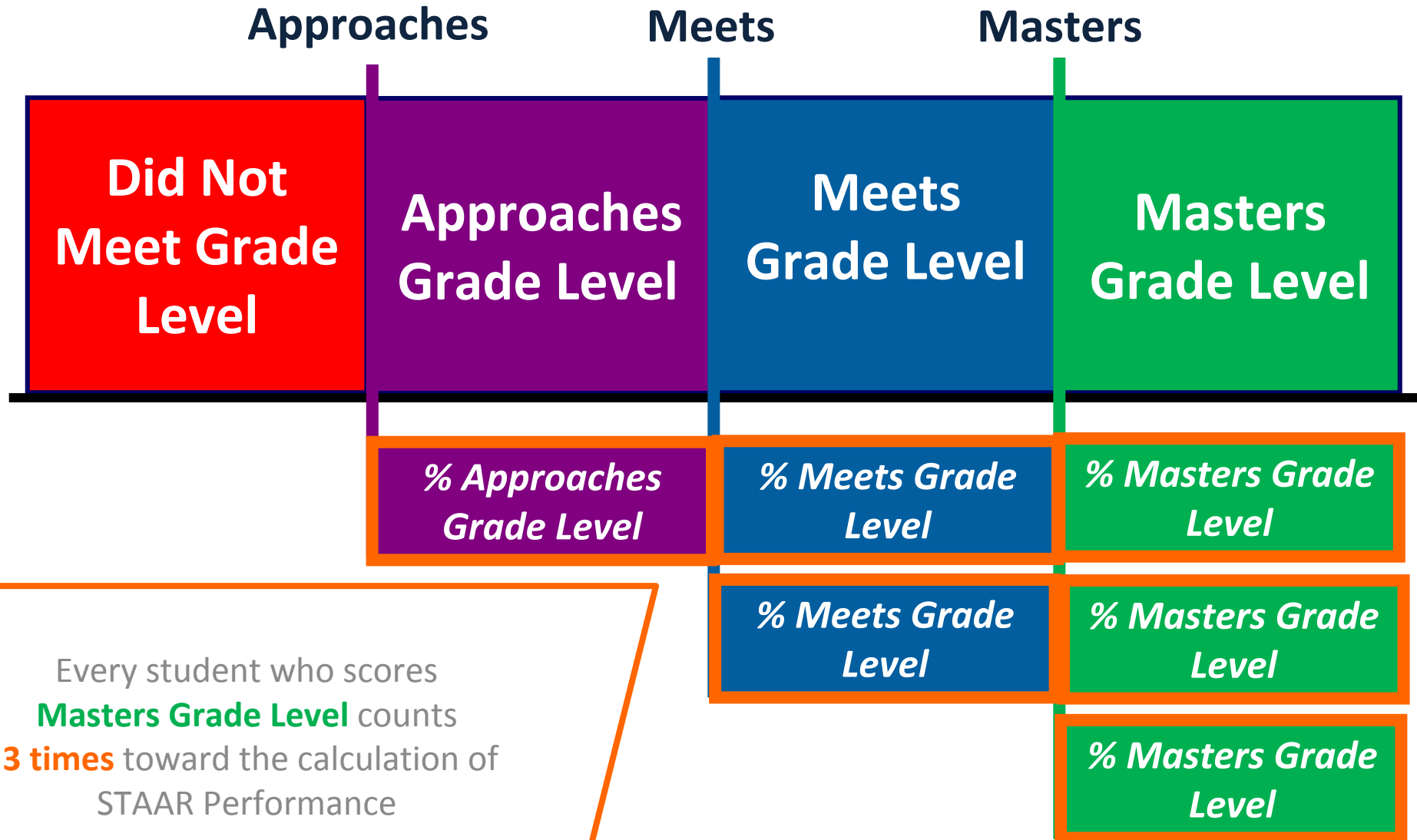
Progress

understanding “staar performance”

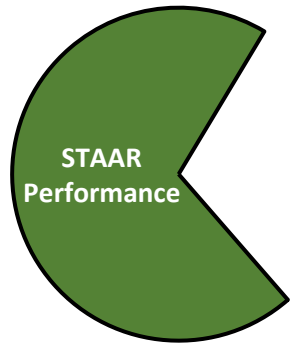
remember ... staar has 3 pass rates



so what?

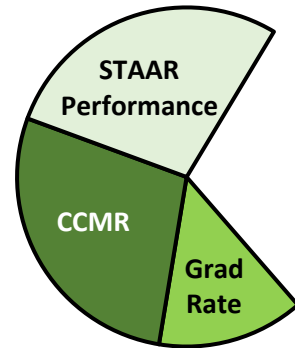


Domain I: Student Achievement



Elementary and Middle Schools

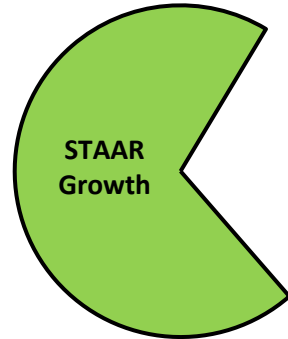
1. STAAR Performance



High Schools, K-12 Schools and Districts with CCMR

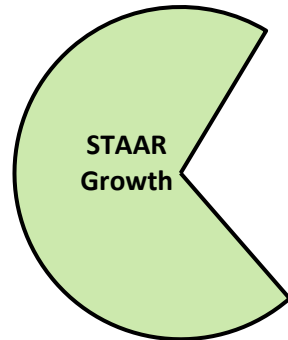
1. STAAR Performance (40%)
2. State CCMR (40%)
3. State Graduation Rate (20%)

Domain II-A: Academic Growth



Elementary and Middle Schools

1. STAAR Growth



High Schools, K-12 Schools and Districts with CCMR (including AEAs)

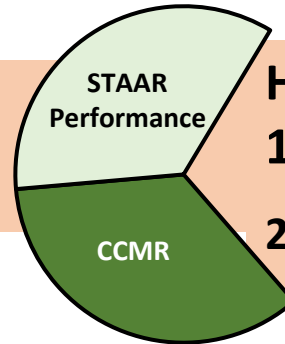
1. STAAR Growth

Domain II-B: Relative Performance



Elementary and Middle Schools

1. STAAR Growth



High Schools, K-12 Schools and Districts with CCMR

1. STAAR Growth
2. State CCMR

- Methodology

- For each district/campus, TEA looks at **2 variables**

- 1. Student Achievement**

- STAAR Performance Only, OR
- Average of STAAR Performance and CCMR

- 2. % EcoDis Students**

- Compare

**ACTUAL
Score**

to

PREDICTED Score
(for a district/campus with the same % EcoDis)

staar growth means ...



1.

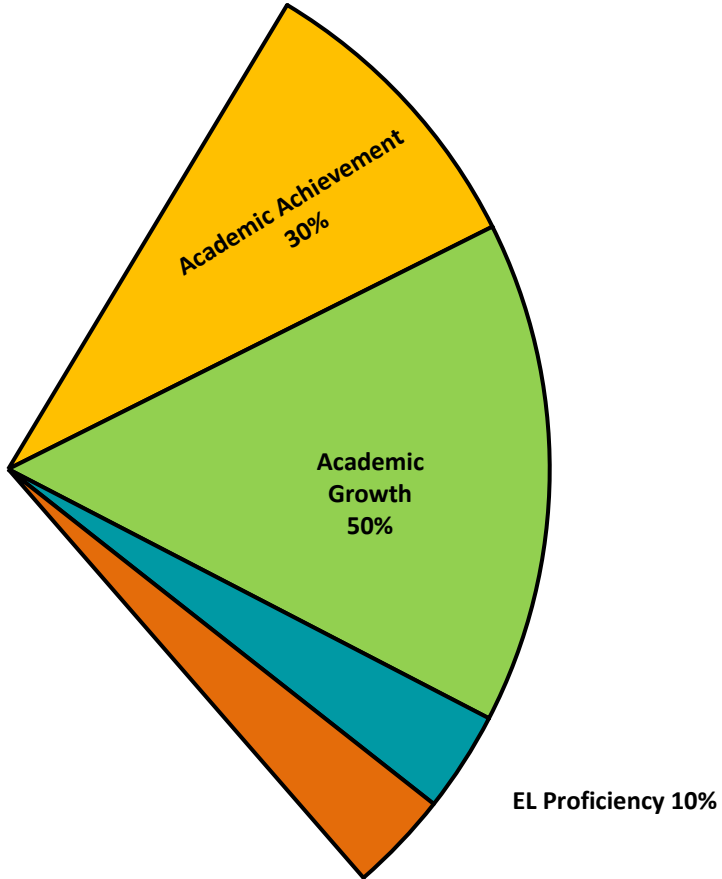
same performance category

2.

meet/exceed STAAR progress

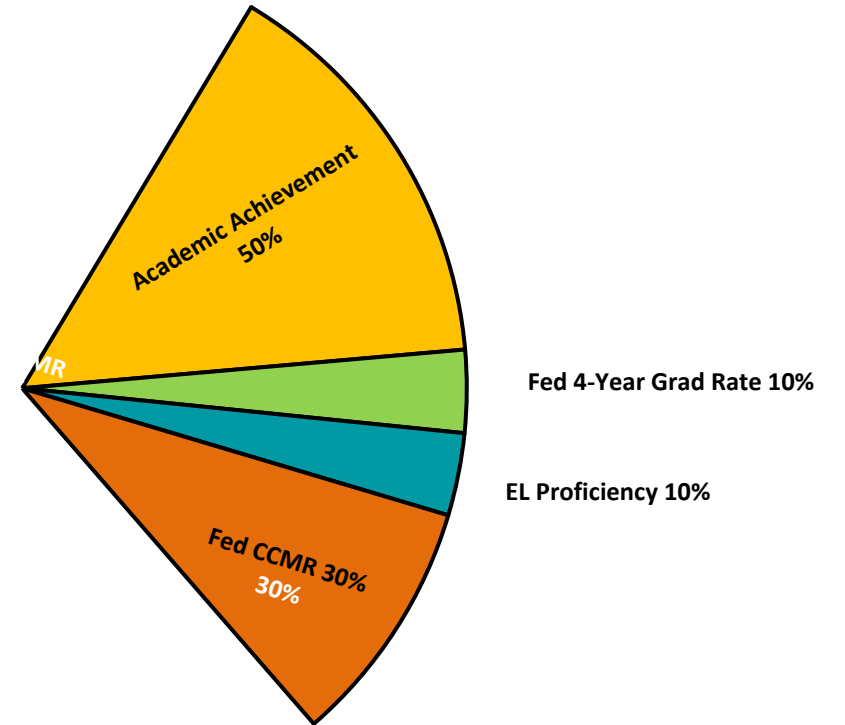
Domain III: Closing the Gaps

Elementary and Middle Schools



STAAR Performance 10%

High Schools and Districts with CCMR




Fed 4-Year Grad Rate 10%
EL Proficiency 10%

Domain III

Targets for Elementary and Middle Schools

Domain III: Closing the Gaps Targets by Component for Elementary and Middle Schools															
(Minimum Size Criteria: 10 for All Students group 25 for other student groups)															
		All Students	Af Amer	Hisp	White	Amer Ind	Asian	Pac Isl	2 or More Races	EcoDis	EL (+Monitor)	SpEd (Current)	SpEd (Former)	Cont Enroll	Non-cont Enroll
Academic Achievement: % Meets Grade Level or Above													WEIGHT	30%	
Reading	Target	44	32	37	60	43	74	45	56	33	29	19	36	46	42
Math	Target	46	31	40	59	45	82	50	54	36	40	23	44	47	45
Academic Growth: Growth Score by Subject													WEIGHT	50%	
Reading	Target	66	62	65	69	67	77	67	68	64	64	59	65	66	67
Math	Target	71	67	69	74	71	86	74	73	68	68	61	70	71	70
EL Language Proficiency: % of EL Students with Increased Level of Proficiency													WEIGHT	10%	
Target											42				
Student Success: STAAR Performance Score across All Subjects													WEIGHT	10%	
Target		47	36	41	58	46	73	48	55	38	37	23	43	48	45



Fed 4-Year Grad Rate 10%

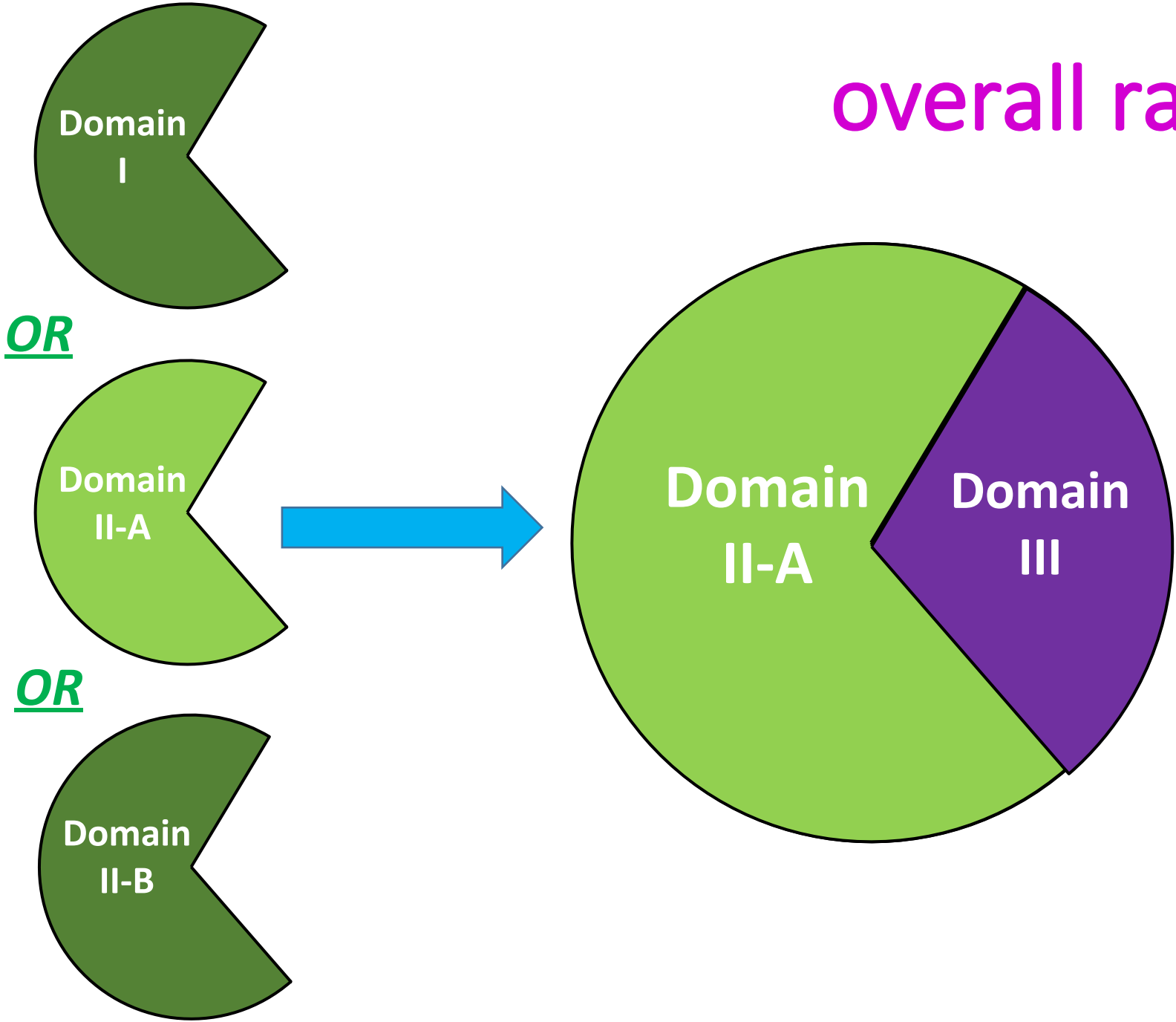
EL Proficiency 10%

Domain III

Targets for High Schools and Districts with CCMR

Domain III: Closing the Gaps Targets by Component for Districts and High Schools/K-12 Campuses <u>with</u> CCMR Data															
(Minimum Size Criteria: 10 for All Students group 25 for other student groups)															
		All Students	Af Amer	Hisp	White	Amer Ind	Asian	Pac Isl	2 or More Races	EcoDis	EL (+Former)	SpEd (Current)	SpEd (Former)	Cont Enroll	Non-cont Enroll
Academic Achievement													WEIGHT	50%	
Reading	Target	44	32	37	60	43	74	45	56	33	29	19	36	46	42
Math	Target	46	31	40	59	45	82	50	54	36	40	23	44	47	45
4-Year Federal Graduation Rate: Cohort Class of 2017-18										(must meet target or achieve 0.1 increase if met target for Cohort Class of 2016-17)			WEIGHT	10%	
	Target	90	90	90	90	90	90	90	90	90	90	90			
EL Language Proficiency													WEIGHT	10%	
	Target										42				
Federal CCMR Rate (2017-18 Annual Graduates and non-graduate 12th graders in 2017-18)													WEIGHT	30%	
	Target	47	31	41	58	42	76	39	53	39	30	27	43	50	31

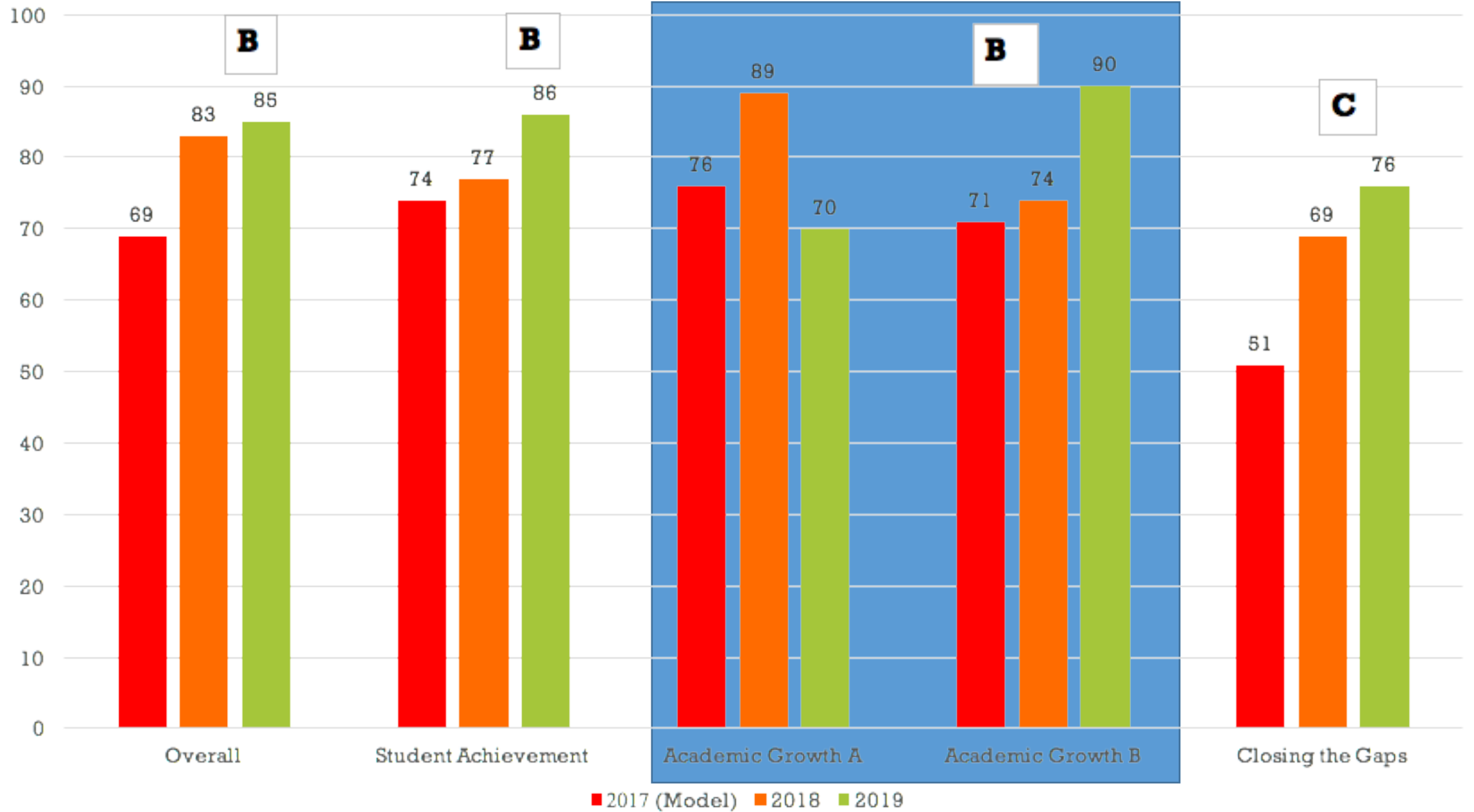
overall rating





**NO ONE GOES
BACKWARDS**

Mineola ISD State Accountability A-F Scores



NEW 2019 – Campus A-F Grade



2019	Domain 1	Domain 2	Domain 3	Overall Grade
High School	87	86	79	85
Middle School	80	84	76	82
Elementary School	65	63	43	58
Primary School	<i>Paired with Elementary Grade</i>			58



Improvement Required Process

- Applies to Both Primary and Elementary Campuses
- Ms. Knipp – designated as District Coordinator of School Improvement (DCSI)
- Required training for Mrs. Ray, Mrs. Morris, Ms. Knipp – Sept. 5-6 at ESC 7
- Targeted Improvement Plan (TIP) developed with all stakeholders – September
 - Based upon Effective Schools Framework
 - Data tracking and reporting
- TIP approved by Board – November
- Implementation Fidelity and Progress Reports to TEA – November, February, March, June
- Regular meetings with ESC 7 and conference calls with TEA



Meaning for Mineola ISD in 2019-20

- Know Students and the Standards (TEKS)
- Raise the Expectations in the Classroom
- Focus on GROWTH for EVERY CHILD
- Tighten up our SYSTEMS – Progress Monitoring Data, Interventions, Coding
- Collective Efficacy – We are ALL in this together!
- Celebrate the Wins!

