



Future Ready. Community Strong.

**Agenda V.A.4
November 18, 2021**

To: Dr. Theresa Battle, superintendent and Board of Education

From: Lisa K. Rider, executive director of business services

Date: November 8, 2021

Re: September Payroll, Claims and Receipts

Recommendation: That the Board approves September payroll checks in the net amount of \$3,947,671.82. September claims to date, wire transfers and adjustments totaling \$7,779,516.52. Also, that the Board accepts September receipts of \$6,818,437.27 and investments for the General Fund, 2015A School Building Bonds, and OPEB of \$66,981,274.83 as of September 30, 2021.

September payroll, wire transfers, claims and receipts have been prepared under the direction of Tyler Dehne, Director of Finance, and are presented for approval by the School Board.

LKR/mw

INDEPENDENT SCHOOL DISTRICT 191
FINANCIAL REPORT
September 2021

Cash Receipts

Receipts	\$6,818,437.27
Miscellaneous Adjustments	

TOTAL SEPTEMBER CASH RECEIVED

\$6,818,437.27

CASH DISBURSEMENTS

September	
Payroll	\$3,947,671.82

A/P		
September Claims	Checks 481939-482192	\$1,598,303.99
	Capital One 6000000467-6000000488	\$117,730.33
	ACH-Vendor&Emp 9000002344-9000002396	\$1,110,686.65

September A/P Wires+P-card+Fleet card	\$4,944,129.48
September Bank Fees	<u>\$8,666.07</u>

TOTAL SEPTEMBER CASH DISBURSED

\$11,727,188.34

TOTAL TO BE APPROVED

\$11,727,188.34

	<u>Money Market</u>	<u>(Original Cost)</u> Investments	<u>9/30/2021</u>
GENERAL FUND	\$24,416,032.91	\$28,385,283.51	\$52,801,316.42
OPEB	\$1,162,090.47	\$6,134,871.73	\$7,296,962.20
OPEB EQUITY INV THROUGH JULY 31, 2021	\$25,623.31	\$5,987,859.25	\$6,013,482.56
2015A SCHOOL BUILDING BONDS	<u>\$869,513.65</u>	<u>\$181,361.53</u>	<u>\$869,513.65</u>
	<u>\$26,473,260.34</u>	<u>\$40,689,376.02</u>	<u>\$66,981,274.83</u>

Note: The attached investment reports are provided by our investment advisor, PMA Financial Network, Inc. These reports include our investment and money market balances.



Total Portfolio Report CAR

As of: 09/30/21

PMA Financial Network

2135 CityGate Lane
7th Floor
Naperville, Illinois 60563
Telephone . 630-657-6400
Facsimile . 630-718-8701

BURNSVILLE ISD 191 / GENERAL FUND

2960

Type	Trans	SEQ	Purchase	Maturity	Instrument	Par-Val/Mat. Val.	Original Cost	Rate
LTD	0	1	09/30/21	09/30/21	PMA SECURITIES SYNDICATE (PMAS)	\$10,146,501.29	\$10,146,501.29	
MM					Investment Shares Portfolio	\$24,416,032.91	\$24,416,032.91	
SDA					Savings Deposit Account - BELL BANK	\$15,254,982.22	\$15,254,982.22	
SEC	46626	1	04/02/20	10/01/21	BANK OF NEW ENGLAND NH	\$249,000.00	\$249,000.00	0.550
CD	279794	1	01/24/20	01/25/22	SIMMONS BANK/LANDMARK COMMUNITY BANK	\$249,990.16	\$242,500.00	1.540
CD	285470	1	09/21/20	01/26/22	SERVISFIRST BANK	\$249,904.27	\$249,400.00	0.150
CD	289647	1	05/10/21	05/10/22	WESTERN ALLIANCE BANK / TORREY PINES BANK	\$249,974.40	\$249,600.00	0.150
CD	291024	1	08/16/21	08/16/22	PREFERRED BANK	\$249,950.26	\$249,700.00	0.100
CD	289646	1	05/10/21	11/07/22	BANK 7	\$249,899.92	\$249,400.00	0.134
CD	289645	1	05/10/21	05/11/23	GREENSTATE CREDIT UNION	\$249,948.63	\$249,200.00	0.150
SEC	48342	1	05/14/21	05/15/23	BMW BANK NORTH AMERICA	\$249,000.00	\$249,000.00	0.130
CD	291023	1	08/16/21	08/18/23	ALLEGIANCE BANK TEXAS	\$249,501.86	\$249,000.00	0.101
SEC	48820	1	08/25/21	08/25/23	UBS BANK USA	\$249,000.00	\$249,000.00	0.150
SEC	48853	1	08/25/21	08/25/23	SALLIE MAE BANK/SALT LKE	\$249,000.00	\$249,000.00	0.201
SEC	48854	1	08/30/21	08/30/23	STATE BANK OF INDIA	\$249,000.00	\$249,000.00	0.201

Note: Weighted Yield & Weighted Average Portfolio
Maturity are calculated only on the CD, CP, & SEC desk.

Total Amount --> \$52,811,685.92 \$52,801,316.42

Time and Dollar Weighted Portfolio Yield: 0.180 %

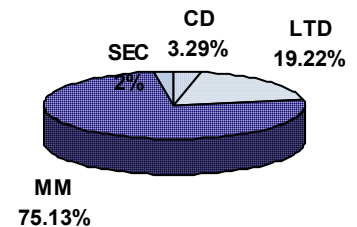
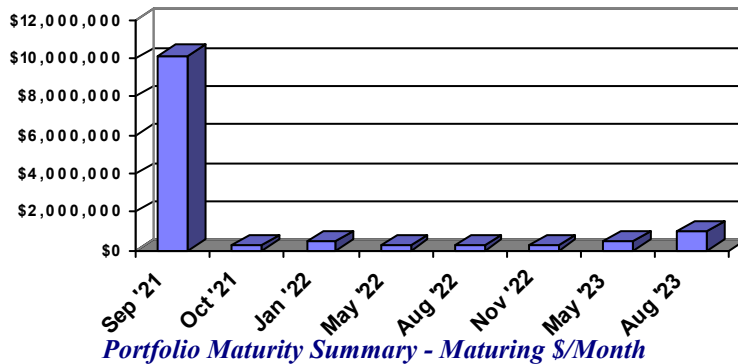
Weighted Average Portfolio Maturity: 24.50 Days

MM: 75.13%

CD's: 3.29%

CP: 0.00%

SEC: 2.36%





Total Portfolio Report CAR

As of: 09/30/21

PMA Financial Network

2135 CityGate Lane
7th Floor
Naperville, Illinois 60563
Telephone . 630-657-6400
Facsimile . 630-718-8701

BURNSVILLE ISD 191 / 2009 OPEB TRUST

3596

Type	Trans	SEQ	Purchase	Maturity	Instrument	Par-Val/Mat. Val.	Original Cost	Rate
MM					Investment Shares Portfolio	\$1,820,712.20	\$1,820,712.20	
SEC	47620	1	02/08/21	12/15/22	KANE COOK & DU PAGE C	\$1,000,000.00	\$1,000,000.00	0.100
SEC	48055	1	02/26/21	02/15/23	MANSFIELD ISD-B-REF	\$310,000.00	\$310,000.00	0.120
SEC	48065	1	03/02/21	03/01/23	SAINT LOUIS CNTY	\$335,000.00	\$335,000.00	0.140
SEC	47613	1	01/08/21	08/01/23	SAN MARCOS ISD-REF	\$1,500,000.00	\$1,500,000.00	0.120
SEC	48075	1	03/09/21	08/15/23	SAN MARCOS CTFS OBLIG	\$295,000.00	\$295,000.00	0.110
SEC	48062	1	03/23/21	09/01/23	ROCK CO-TXBL-REF	\$1,000,000.00	\$998,050.00	0.130
SEC	48054	1	02/26/21	10/01/23	HAWAII-EY-REF	\$220,000.00	\$220,000.00	0.100
SEC	48044	1	02/24/21	12/01/23	DEWITT ETC CO CCD #54	\$590,000.00	\$590,000.00	0.190
CD	279751	1	01/21/20	01/21/25	FARMERS AND MERCHANTS UNION BANK	\$248,078.24	\$228,200.00	1.740

Note: Weighted Yield & Weighted Average Portfolio
Maturity are calculated only on the CD, CP, & SEC desk.

Total Amount --> \$7,318,790.44 \$7,296,962.20

Time and Dollar Weighted Portfolio Yield: 0.253 %

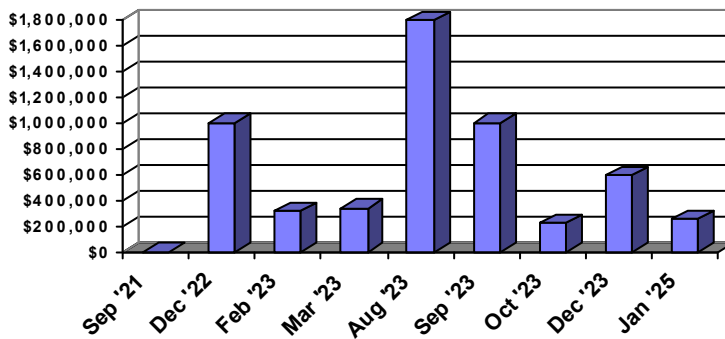
Weighted Average Portfolio Maturity: 490.69 Days

MM: 24.95%

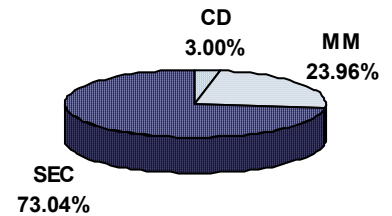
CD's: 3.13%

CP: 0.00%

SEC: 71.92%



Portfolio Maturity Summary - Maturing \$/Month



Portfolio Allocation by Transaction Type

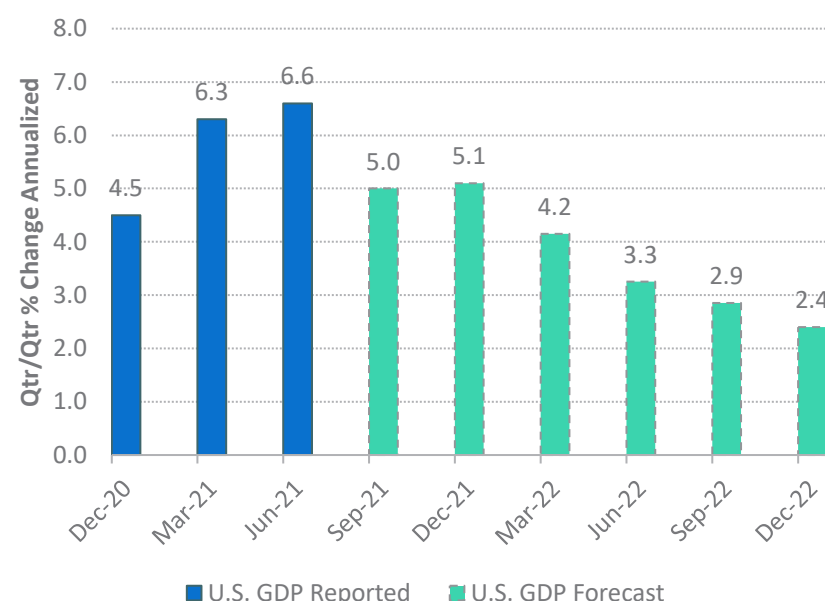


PMA[®]
ASSET MANAGEMENT

Burnsville ISD 191 OPEB Investment Review

September 1 - September 30, 2021

Quarterly U.S. Real GDP Growth



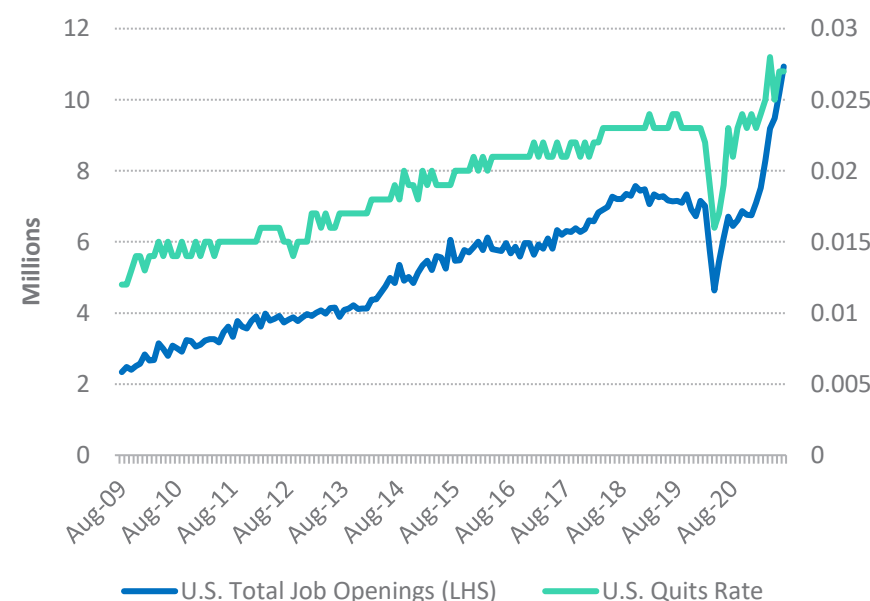
Source: Bloomberg

The U.S. economy saw strong growth in the first half of the year and the economy has now recovered all of 2020's losses. As of June 30, 2021, Gross Domestic Product is larger than it was at the end of 2019. Economists project GDP growth will remain elevated through the remainder of 2021 and in 2022. For the year, the economy is projected to expand by 5.9% following 2020's 3.4% contraction.

Though growth is expected to remain strong, economists have been pulling in their growth expectations. GDP growth forecasts for 2021 were 6.6% as recently as July. Materials released following the Federal Reserve's September meeting showed median growth projections declining to 5.9% for 2021 from a 7.0% growth projection in June. A combination of factors have been cited including ongoing Covid-19 concerns and diminishing effects of economic stimulus.

Domestic growth is also impacted by global factors including continued supply chain strains and rising energy costs. Recent economic weakness in China and emerging markets are additional headwinds to U.S. growth. Tighter monetary policy and a stronger dollar may also negatively impact growth in coming quarters.

Employment



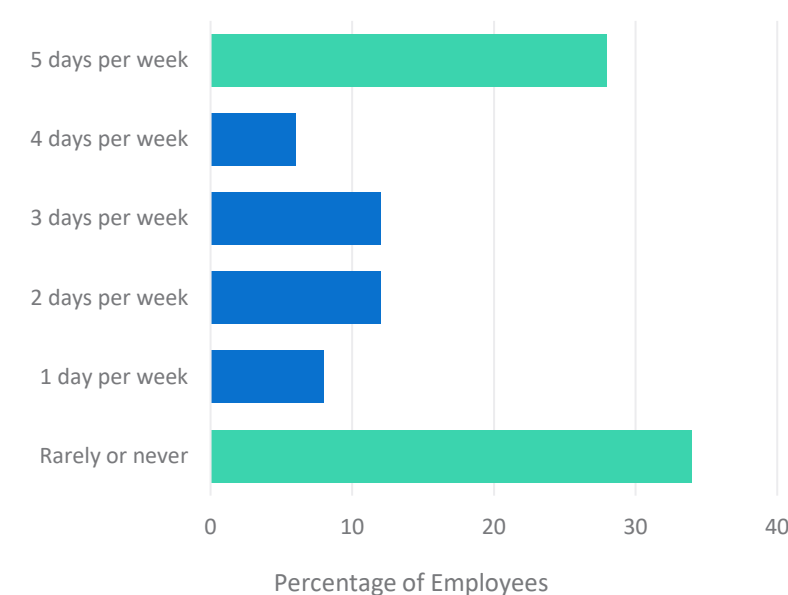
Source: Bloomberg

Unemployment was 5.3% in August. The level remains well above the 3.5% rate reported prior to the pandemic, but has improved considerably.

Other employment data also show considerable improvement. Initial filings for unemployment insurance have fallen to the lowest levels since March 2020. The number of job openings increased to a series high of 10.9 million in July according to the U.S. Bureau of Labor Statistics. The quits rate, an indication of employees confidence in the job market, is well above pre-pandemic levels at 2.7%.

These improving employment numbers indicate labor markets may be tighter than the headline unemployment rate suggests. Rising wages provide further support of a tighter labor market. Hourly earnings grew 4.3% in August. Wage growth has coincided with growing inflationary pressures. While the Fed continues to describe elevated inflation as "transitory," rising wages may be a sign that higher inflation is becoming built into consumer expectations.

Covid-19 Impact - Work From Home



Source: Goldman Sachs

A recent report from Goldman Sachs showed that roughly half of the working population—mostly office workers—are able to work from home. Many of these workers are still working remotely at least some of the time. A key question is whether a "hybrid" work model that entails both in-person and remote work becomes the new normal.

As part of this report, Goldman Sachs conducted a survey showing that 75% of office workers expect to be back full time by mid-2022. In a world of hybrid work, where employees are going to the office 3 or more days a week, Goldman estimates firms won't need much less office space relative to pre-pandemic levels. The Goldman report also cited a survey conducted by the McKinsey Global Institute showing that about half of office employees indicated that they are likely to switch jobs if required to return to in-person work full time. As indicated in the chart above, the largest shares of workers either want to return to working in the office full time, or not at all. So pleasing everyone could prove challenging, potentially generating employee churn. The future of the hybrid work model could have significant impacts on office real estate and economic productivity.

Relative Value

Index	5 Year Range			
	5Y min	● 09/30/21 ▲ 06/30/21 ■ 1Y range		5Y max
S&P 500	2,085			4,537
2Y US Treasury	0.10			2.96
10Y US Treasury	0.51			3.24
US Agg Credit Avg OAS	0.77			3.41
Aaa Corporate Avg OAS	0.43			2.10
Aa Corporate Avg OAS	0.46			2.50
A Corporate Avg OAS	0.63			3.09
CBOE Volatility Index (VIX)	9.14			82.69
ICE BofA MOVE Index	36.62			163.70
U.S. Dollar Spot Index	88.59			103.30

Source: Bloomberg

Despite a sell-off of approximately 4.65% during September, the S&P 500 remained near 5-Year highs as of September 30, 2021 and returns were slightly positive for the quarter. The price / estimated earnings ratio of the S&P 500, a measure of value, was steady for the quarter as corporate earnings estimates mostly increased during the quarter. There was a notable pull-back in estimates in the final weeks of the quarter. Stock market volatility as measured by the VIX was somewhat higher in the third quarter.

Treasury rates gyrated during the quarter as the market digested developments on inflation, geopolitical concerns, fiscal stimulus, the debt ceiling and monetary policy to name a few. However, 2-year and 10-year rates were little changed on a quarter over quarter basis. The 2-year rate remains anchored by the Fed, but 10-year Treasury yields are near the top of their 1-year trading range. Corporate spreads remain very tight across U.S. investment grade bonds. Tighter monetary policy has contributed to a stronger dollar, which is at the top of its 1-year trading range. Across asset classes, the market remains a difficult one to find value.

Style Box Performance

June 30, 2021 to Sept. 30, 2021

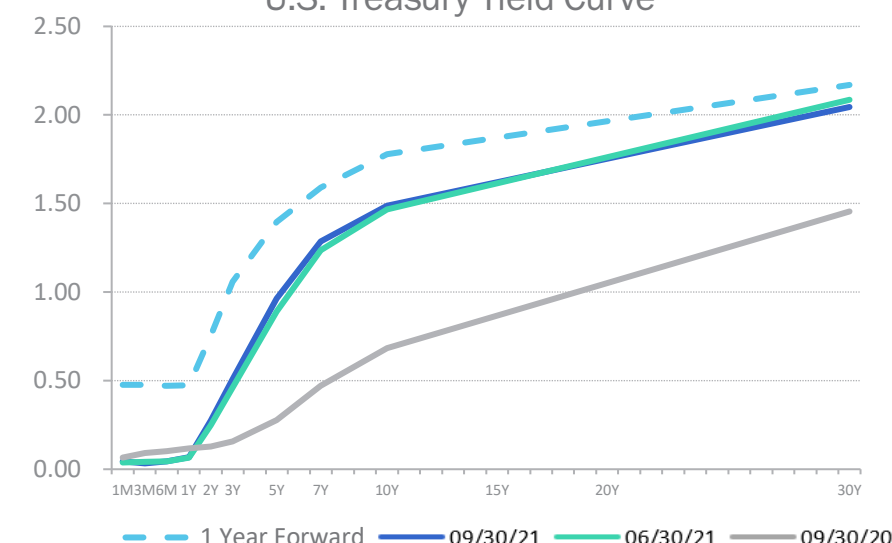
	Value	Blend	Growth
Large	0.0%	1.3%	1.9%
Mid	0.6%	0.3%	-0.3%
Small	-1.9%	-3.5%	-4.9%

Source: Bloomberg, Russell 1000, Russell Midcap, Russell 2000 Indices

Style rotation remained a theme in the third quarter, benefitting diversified portfolios. Returns for large cap stocks were positive in July and August, but down in September by over 4%. On the flip side, small caps were down 3.65% in July, up 2% in August and down about 2.5% in September. Value beat growth by about 2.25% in September, but it trailed 2.5% in July and 1.75% in August.

One consistency in a somewhat volatile quarter was weakness in September. A negative return for the S&P 500 in September ended a streak of positive returns for 7 straight months. It is also notable that the S&P 500 has been positive for 14 of the last 18 months. Looking back to 2020, S&P 500 returns were negative in September and October before election and vaccine news propelled the S&P 500 up 10.75%. So will a trend continue downward into the winter months led by Fed tapering, dampened earnings revisions, inflationary pressures, complications facing additional stimulus, debt ceiling drama, a China slowdown and Covid issues? Or will there be a catalyst to further help push us higher? Vaccination rates, return to work, and travel are areas we are watching as potential catalysts.

U.S. Treasury Yield Curve



Source: Bloomberg

Treasury yields were steady overall in the third quarter. Year-to-date, bonds prices have been suppressed by a significant steepening of the yield curve.

The Federal Reserve all but confirmed during the quarter that it plans to begin tapering its balance sheet during the fourth quarter. Along with growing inflationary pressures, this moved longer term bonds higher in the second half of September. Prior to the September Fed Meeting, the 10-year note had drifted lower as some signs of economic weakness left investors wondering if the Fed might delay its balance sheet taper.

The Fed's tone turned slightly hawkish in its September meeting. Fed members' median forecast showed the potential for at least one rate hike in 2022 and additional hikes likely in 2023 and 2024. The steep yield curve reflects investors' expectations that yields will continue to rise in the next year. Fed policy and inflation forecasts were major contributors to changes in yields during the quarter and these factors will likely remain significant drivers of bond and stock prices in the year ahead.

CLIENT

Burnsville ISD 191 OPEB

INCEPTION DATE

11/01/2014

RELATIONSHIP TEAM

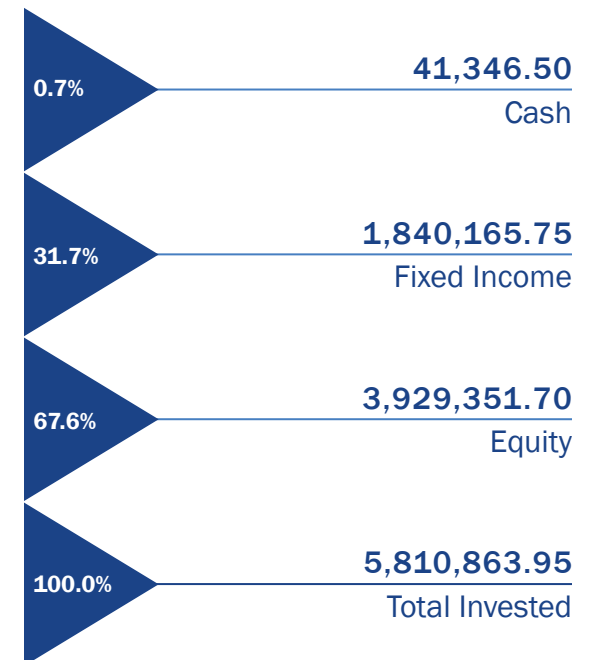
Mercy Ndungu
 Institutional Portfolio
 Manager
 (612) 509-2583
 mndungu@pmanetwork.
 com

Steve Pumper
 VP, Investment Services
 (612) 509-2565
 SPumper@pmanetwork.com

PORTFOLIO OVERVIEW

	Value
Beginning Market Value	6,013,482.56
Contributions	0.00
Withdrawals	0.00
Net Investment Income	15,723.19
Unrealized Gain/Loss	(218,341.80)
Realized Gain/Loss	0.00
Ending Market Value	5,810,863.95

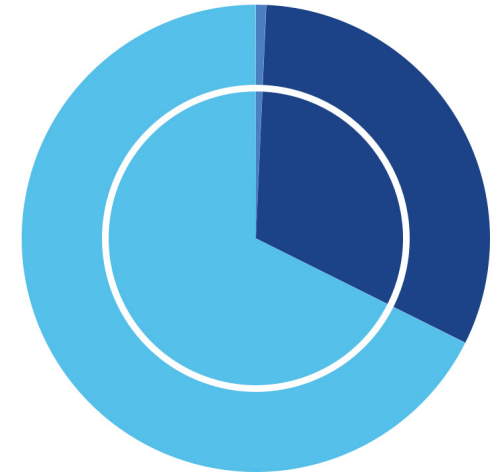
Compliance	Status
As of 09/30/2021	Compliant



INVESTMENT ALLOCATION

Sector	Amount	Allocation	Change	%
Cash				
TOTAL Cash	41,346.50	0.71%	15,723.19	61.36%
Fixed Income				
TOTAL Credit	1,840,165.75	31.67%	(21,750.35)	(1.17%)
Funds - Corporate	1,840,165.75	31.67%	(21,750.35)	(1.17%)
TOTAL Fixed Income	1,840,165.75	31.67%	(21,750.35)	(1.17%)
Equity				
TOTAL Domestic Equity	3,929,351.70	67.62%	(196,591.45)	(4.76%)
Funds - Large Cap	3,929,351.70	67.62%	(196,591.45)	(4.76%)
TOTAL Equity	3,929,351.70	67.62%	(196,591.45)	(4.76%)
TOTAL Invested	5,810,863.95	100.00%	(202,618.61)	(3.37%)

CURRENT PERIOD ALLOCATION



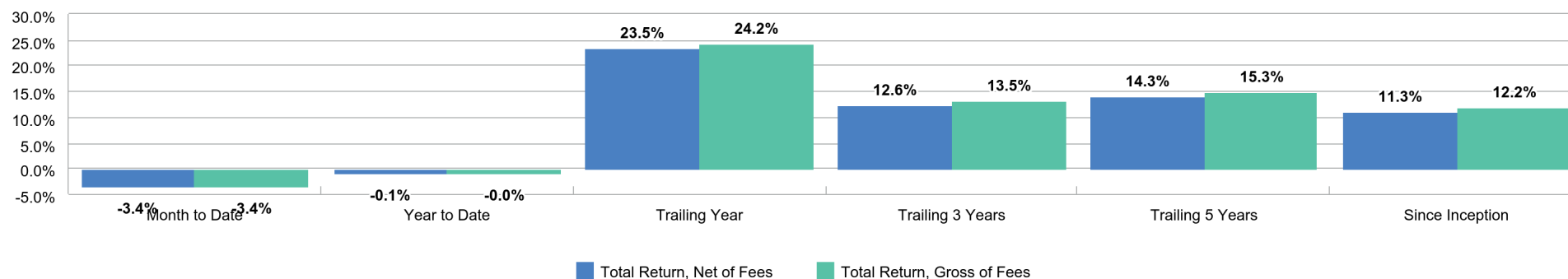
Asset Class

- Cash - 0.7%
- Fixed Income - 31.7%
- Equity - 67.6%

Sector

- Cash - 0.7%
- Credit - 31.7%
- Domestic Equity - 67.6%

HISTORICAL PERFORMANCE



HISTORICAL PERFORMANCE

	Month to Date	Year to Date	Trailing Year	Trailing 3 Years	Trailing 5 Years	Since Inception
Total Return, Net of Fees	(3.41%)	(0.15%)	23.50%	12.64%	14.30%	11.29%
Total Return, Gross of Fees	(3.37%)	(0.02%)	24.24%	13.55%	15.27%	12.25%

Since Inception Date: November 01, 2014

Periods greater than 1 year are annualized. Year to Date returns are presented fiscal year to date.

PERFORMANCE BY ASSET CLASS

Asset Class	Ending Market Value	Weight	Gross Total Return	Contribution
Cash	41,346.50	0.54%	0.00%	0.00%
Fixed Income	1,840,165.75	31.13%	(1.01%)	(0.31%)
Equity	3,929,351.70	68.33%	(4.46%)	(3.06%)
Portfolio Total	5,810,863.95	100.00%	(3.37%)	(3.37%)

Transaction and Interest Summary

September 1 - September 30, 2021

Trade Date	Settle Date	Quantity	Security	Ticker	Identifier	Unit Price	Amount	Gain / Loss
Cash								
Money Market Fund Interest								
09/30/2021	09/30/2021	0.00	GOLDMAN:FS GOVT INST	FGTXX	38141W273	—	0.62	—
—	—	0.00	Total Money Market Fund Interest	—	—	—	0.62	—
Funds - Corporate								
Equity Dividend								
09/01/2021	09/07/2021	0.00	VANGUARD TOT BD ETF	BND	921937835	—	2,907.85	—
—	—	0.00	Total Equity Dividend	—	—	—	2,907.85	—
Funds - Large Cap								
Equity Dividend								
09/24/2021	09/29/2021	0.00	VANGUARD TSM IDX ETF	VTI	922908769	—	12,814.72	—
—	—	0.00	Total Equity Dividend	—	—	—	12,814.72	—

Ticker	Identifier	Current Units	Description	Rating	Coupon Rate	Effective Maturity	Final Maturity	Original Cost	Market Price	Market Value + Accrued	Interest / Dividend Income	Dividend Yield	Yield	Book Yield
Cash														
Cash														
FGTXX	38141W273	41,345.88	GOLDMAN:FS GOVT INST	AAA	0.03%	09/30/2021	09/30/2021	41,345.88	1.0000	41,345.88	1.67	—	0.03%	0.03%
USD	CCYUSD	0.62	Receivable	AAA	0.00%	09/30/2021	09/30/2021	0.62	1.0000	0.62	0.00	—	0.00%	0.00%
—	—	41,346.50	—	AAA	0.03%	—	—	41,346.50	—	41,346.50	1.67	—	0.03%	0.03%
Fixed Income														
Credit														
Funds - Corporate														
BND	921937835	21,535.00	VANGUARD TOT BD ETF	—	—	—	—	1,830,880.51	85.4500	1,840,165.75	8,683.53	1.95%	—	—
—	—	21,535.00	—	NA	—	—	—	1,830,880.51	—	1,840,165.75	8,683.53	1.95%	—	—
Equity														
Domestic Equity														
Funds - Large Cap														
VTI	922908769	17,695.00	VANGUARD TSM IDX ETF	—	—	—	—	2,058,289.04	222.0600	3,929,351.70	12,814.72	1.28%	—	—
—	—	17,695.00	—	—	—	—	—	2,058,289.04	—	3,929,351.70	12,814.72	1.28%	—	—
Total Invested		80,576.50	—	AAA	0.03%	—	—	3,930,516.05	—	5,810,863.95	21,499.92	1.50%	0.03%	0.03%

Prudent Man Advisors, LLC doing business as PMA Asset Management, LLC ("PMA") is an investment adviser registered with the U.S. Securities and Exchange Commission.

This report is intended to detail investment advisory activity through your PMA advisory separately managed account (hereinafter "Account"). The information in this report is confidential and is intended for existing client use only. All transactions are reflected as of trade date. Information derived from sources other than PMA (including market value and market analytics), is believed to be accurate, but is not independently verified nor guaranteed to be accurate or complete. Accounting settings on PMA's accounting and reporting platform, provided by Clearwater Analytics, may not reflect your internal accounting methodology.

All expressions of opinion and predictions in this report are subject to change without notice. This report is not intended to be nor should it be relied upon in any way as a forecast or guarantee of future events regarding a particular investment or the markets in general. Certain security characteristics may include assumptions including, but not limited to, expected levels of volatility, prepayment rates, default rates and recovery rates. Future market experience may differ from these assumptions.

Past performance is not a guarantee of future results. As with all strategies, there is a risk of loss of all or portion of the amount invested.

Custodian Bank

Please note this report is not intended for clients to use as a replacement for custodial statements, which should be considered the official record for the Account. The custodian bank maintains control of all account assets, executes/settles all investment transactions and is the official record of securities, investments, cash holdings and transactions in the account. The custodian bank will provide you customer statements of your account and you are encouraged to compare PMA's statement to the custodian's statement and reconcile any differences. Many custodian banks use a settlement date basis which may result in the need to reconcile due to a timing difference. The custodian may also provide accounting information for all account assets, which may differ from your records or accounting information provided by PMA. The custodian may use different pricing sources or a different pricing hierarchy than PMA, which also may contribute to differences in the market value of your Account.

Legal or Tax Information

PMA and its employees do not offer tax or legal advice. You should consult with your tax and/or legal advisors before making any tax or legal related investment decisions. Cost data and realized gains/losses are provided for your informational purposes only. Please review for accuracy and consult your tax advisor to determine the tax consequences of your transactions. PMA does not report such information to the IRS or other taxing authorities and is not responsible for the accuracy of such information that may be required to be reported.

Account Assets, Cost, Valuation and Performance

In computing the market value of any asset of the Account, each security listed on any national securities exchange shall be valued at the last quoted sale price on the valuation date on the principal exchange on which such security is traded. The market values of many fixed income securities are provided by pricing services companies which utilize pricing evaluations based on various market and industry inputs. A hierarchy of pricing sources, which may include prices provided by PMA, is used to provide a price for each security on this report. Although PMA believes the price to be reliable, the values of the investments do not always represent the prices at which the investments could have been bought or sold. Performance is calculated for positions managed by PMA only. Market values for Unmanaged Assets are shown based on information provided by you or your custodian.

Ratings

Information provided for ratings is based upon a good faith inquiry of selected sources, but their accuracy and completeness cannot be guaranteed. Standard & Poor's and Moody's ratings may represent the long-term rating of the issue or issuer as available.

Risk

The securities in this Account are not guaranteed or otherwise protected by PMA, the FDIC (except for certain bank products) or by any government agency. Investment in securities involves risks, including the possible loss of the amount invested. In addition, past performance is no indication of future performance and the price or value of investments may fluctuate. Asset allocation does not assure or guarantee better performance and cannot eliminate the risk of investment losses.

Account Control

PMA does not have the authority to withdraw funds from the Client's account with the custodian bank, except in limited circumstances as authorized by the client for the payment of the investment advisory fee. Our clients retain responsibility for their internal account policies, implementing and enforcing internal controls and generating ledger entries or otherwise recording transactions.

Notification of Changes

In order to better serve you, we request that you promptly notify us of any material change in your investment policy, investment objective or financial situation.

ADV Firm Brochure

PMA provides its Clients with a written disclosure statement of its background and business experience. If you would like to receive another copy of the Firm Brochure, please contact PMA at the contact information below.

Affiliated Entities

PMA provides investment advisory services to a broad range of clients through PMA Asset Management, LLC. PMA Securities, LLC is a broker-dealer and municipal advisor registered with the SEC and MSRB, and is a member of FINRA and SIPC. Public finance services and institutional brokerage services are offered through PMA Securities, LLC. All other products and services are provided by PMA Financial Network, LLC. PMA, PMA Securities, LLC and PMA Financial Network, LLC are under common ownership.

Review of Report

Please review the pages of this report carefully. If you think there are any errors, missing account information or if you need more information about transactions, please contact PMA within 60 days of receipt. If you have other questions or concerns, you should contact your Institutional Portfolio Manager.



PMA Asset Management, LLC

2135 CityGate Lane, 7th Floor

Naperville, IL 60563

630-657-6400

For more information visit www.pmanetwork.com

©2021 PMA Asset Management, LLC



Total Portfolio Report CAR

As of: 09/30/21

PMA Financial Network

2135 CityGate Lane
7th Floor
Naperville, Illinois 60563
Telephone . 630-657-6400
Facsimile . 630-718-8701

BURNSVILLE ISD 191 / 2015A BONDS

5762

Type	Trans	SEQ	Purchase	Maturity	Instrument	Par-Val/Mat. Val.	Original Cost	Rate
MM					Investment Shares Portfolio	\$869,513.65	\$869,513.65	

Note: Weighted Yield & Weighted Average Portfolio
Maturity are calculated only on the CD, CP, & SEC desk.

Total Amount -->

\$869,513.65

\$869,513.65

Time and Dollar Weighted Portfolio Yield: 0.000 %

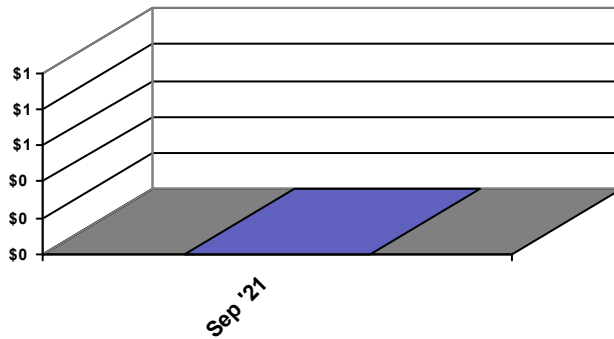
Weighted Average Portfolio Maturity: 0.00 Days

MM: 100.00%

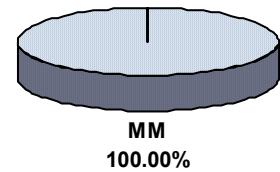
CD's: 0.00%

CP: 0.00%

SEC: 0.00%



Portfolio Maturity Summary - Maturing \$/Month



Portfolio Allocation by Transaction Type

September 2021

Wire Transfers

Date	From	To	Amount	For
09/01/2021	MSDLAF	Internal Revenue Service	687,552.21	8/31/21 Payroll - Federal Taxes
09/01/2021	MSDLAF	State of Minnesota	113,828.85	8/31/21 Payroll - State Taxes
09/01/2021	MSDLAF	State of Minnesota	2,046.13	8/31/21 Payroll - Child Support
09/01/2021	MSDLAF	TRA	398.01	8/31/21 Payroll - TRA
09/01/2021	MSDLAF	TRA	341,859.61	8/31/21 Payroll - TRA
09/01/2021	MSDLAF	PERA	111,186.35	8/31/21 Payroll - PERA
09/01/2021	MSDLAF	Further	31,321.86	Flex Claims
09/01/2021	MSDLAF	Further	53,922.20	Medical Claims
09/02/2021	MSDLAF	First Bank & Trust	261,969.71	8/31/21 Payroll - TSA Wire
09/07/2021	MSDLAF	Delta Dental	21,491.77	Dental Insurance
09/09/2021	MSDLAF	Further	41,860.40	Medical Claims
09/09/2021	MSDLAF	Further	20,286.66	Flex Claims
09/13/2021	MSDLAF	Preferred One	286,585.72	Health Insurance
09/13/2021	MSDLAF	Delta Dental	18,136.55	Dental Insurance
09/14/2021	MSDLAF	Preferred One	152,493.00	Health Insurance
09/15/2021	MSDLAF	Healthy Savings	2,696.20	Healthy Savings Program
09/15/2021	MSDLAF	Capital One Card	70,374.05	Capital One Virtual Card
09/15/2021	MSDLAF	Further	21,149.68	Flex Claims
09/15/2021	MSDLAF	Further	45,708.62	Medical Claims
09/16/2021	MSDLAF	Postalia	5,000.00	Postage

September 2021

Wire Transfers

Date	From	To	Amount	For
09/16/2021	MSDLAF	TRA	366,719.04	9/15/21 Payroll - TRA
09/16/2021	MSDLAF	Internal Revenue Service	710,218.14	9/15/21 Payroll - Federal Taxes
09/16/2021	MSDLAF	State of Minnesota	118,204.88	9/15/21 Payroll - State Taxes
09/16/2021	MSDLAF	PERA	109,101.18	9/15/21 Payroll - PERA
09/16/2021	MSDLAF	State of Minnesota	2,606.37	9/15/21 Payroll - Child Support
09/17/2021	MSDLAF	First Bank & Trust	205,948.62	9/15/21 Payroll - TSA Wire
09/20/2021	MSDLAF	MN Department of Revenue	29.00	August Sales Tax
09/20/2021	MSDLAF	Preferred One	265,146.29	Health Insurance
09/20/2021	MSDLAF	Delta Dental	13,154.58	Dental Insurance
09/21/2021	MSDLAF	Delta Dental	4,430.91	Dental Insurance
09/22/2021	MSDLAF	Further	49,124.94	Medical Claims
09/22/2021	MSDLAF	Further	17,994.80	Flex Claims
09/22/2021	MSDLAF	Further	6,084.00	Medical Claims
09/23/2021	MSDLAF	Capital One Card	17,565.55	Capital One Virtual Card
09/27/2021	MSDLAF	Preferred One	328,600.02	Health Insurance
09/27/2021	MSDLAF	Delta Dental	15,212.13	Dental Insurance
09/29/2021	MN Trust	Ehlers Bond Trust Services	1,425.00	Debt Service Payments
09/29/2021	MSDLAF	Further	40,927.50	Medical Claims
09/29/2021	MSDLAF	Further	22,129.50	Flex Claims

September 2021

Wire Transfers

Date	From	To	Amount	For
09/30/2021	MSDLAF	Capital One Card	29,790.73	Capital One Virtual Card

AP Check Register

AP Run: 20210903 AP — Post Date: 2021-09-03 — AP Run Type: R

Burnsville-Eagan-Savage SD 191, MN

Check Date	Check Number	Payment Type	Name	Vendor Number	Bank Account Code	Check Amount
09/03/2021	481939	Check	A.J. Moore Electric Inc	928491	2 AP8845	418.43
09/03/2021	481940	Check	Apadana LLC	930273	2 AP8845	7,050.00
09/03/2021	481941	Check	Association Of Clerical Employees	904895	2 AP8845	360.00
09/03/2021	481942	Check	Barnes & Noble Inc	900386	2 AP8845	239.68
09/03/2021	481943	Check	Bio Corporation	921117	2 AP8845	1,747.88
09/03/2021	481944	Check	Blaskowski, Peter	922244	2 AP8845	117.50
09/03/2021	481945	Check	Blick Art Materials	900172-1	2 AP8845	694.44
09/03/2021	481946	Check	Burnsville Association of Educational Assistants	909991	2 AP8845	1,170.00
09/03/2021	481947	Check	Burnsville Ice Center	900435	2 AP8845	4,569.20
09/03/2021	481948	Check	Carlson, Gerri	929243	2 AP8845	636.60
09/03/2021	481949	Check	Casperson, Julie	928973	2 AP8845	135.00
09/03/2021	481950	Check	Cengage Learning Inc/Gale	903622-2	2 AP8845	50.00
09/03/2021	481951	Check	City of Burnsville - Utilities	904226	2 AP8845	392.81
09/03/2021	481952	Check	City of Savage - Utilities	909588	2 AP8845	8,254.35
09/03/2021	481953	Check	Consolidated Communications	906231	2 AP8845	3,955.34
09/03/2021	481954	Check	Cummins Sales & Service	929228-1	2 AP8845	2,945.78
09/03/2021	481955	Check	Dennis Environmental Operations	926142	2 AP8845	500.00
09/03/2021	481956	Check	Discount School Supply	909859-1	2 AP8845	500.21
09/03/2021	481957	Check	Eagan Rotary Club	925222	2 AP8845	444.00
09/03/2021	481958	Check	ECM Publishers Inc	909272	2 AP8845	89.10

AP Check Register

AP Run: 20210903 AP — Post Date: 2021-09-03 — AP Run Type: R

Burnsville-Eagan-Savage SD 191, MN

Check Date	Check Number	Payment Type	Name	Vendor Number	Bank Account Code	Check Amount
09/03/2021	481959	Check	Edgenuity Inc	928525-1	2 AP8845	30,000.00
09/03/2021	481960	Check	Electro Watchman Inc	901078	2 AP8845	1,468.00
09/03/2021	481961	Check	Fagerness, Joyce	924275	2 AP8845	330.74
09/03/2021	481962	Check	Fastenal	923054-1	2 AP8845	19.09
09/03/2021	481963	Check	Gray Hobby Farm	930463	2 AP8845	330.00
09/03/2021	481964	Check	High Point Networks LLC	929536	2 AP8845	9,000.00
09/03/2021	481965	Check	House of Print	920347	2 AP8845	12,923.34
09/03/2021	481966	Check	Infinite Health Collaborative, PA	930472	2 AP8845	31,000.00
09/03/2021	481967	Check	Intermediate District 287	901390	2 AP8845	8,295.25
09/03/2021	481968	Check	Intermediate School Dist 917	909327	2 AP8845	78,920.39
09/03/2021	481969	Check	International Gymnastics of MN LLC	926911	2 AP8845	1,520.00
09/03/2021	481970	Check	J & D Trophy	904113	2 AP8845	1,870.00
09/03/2021	481971	Check	John's Sewer And Drain Cleaning Inc	928929	2 AP8845	955.00
09/03/2021	481972	Check	Johnson Controls Fire Protection LP	903587	2 AP8845	1,517.68
09/03/2021	481973	Check	Kennedy and Graven Chartered	908356	2 AP8845	820.70
09/03/2021	481974	Check	Kraus-Anderson Ins Agency Inc	902102	2 AP8845	11,550.00
09/03/2021	481975	Check	Lamprecht, John	928748	2 AP8845	40.53
09/03/2021	481976	Check	Lindmeier, Thomas	930013	2 AP8845	210.00
09/03/2021	481977	Check	Mackin Educational Resources	902196	2 AP8845	1,651.44

AP Check Register

AP Run: 20210903 AP — Post Date: 2021-09-03 — AP Run Type: R

Burnsville-Eagan-Savage SD 191, MN

Check Date	Check Number	Payment Type	Name	Vendor Number	Bank Account Code	Check Amount
09/03/2021	481978	Check	Marshall, James	908647	2 AP8845	20.00
09/03/2021	481979	Check	McDowall Comfort Management	930006	2 AP8845	4,621.81
09/03/2021	481980	Check	Minnesota Energy Resources	903029	2 AP8845	73.60
09/03/2021	481981	Check	MN Assoc of Secondary School Principal (MASSP)	908338	2 AP8845	865.00
09/03/2021	481982	Check	MobyMax LLC	930226	2 AP8845	7,998.00
09/03/2021	481983	Check	MTI Distributing Inc	902544	2 AP8845	321.46
09/03/2021	481984	Check	NCPERS Group Life Ins	908769	2 AP8845	32.00
09/03/2021	481985	Check	Northern Tool & Equipment	902861-2	2 AP8845	18.99
09/03/2021	481986	Check	RAK Construction Inc	929749	2 AP8845	160,847.93
09/03/2021	481987	Check	Red Wing Business Advantage Account	905511-1	2 AP8845	1,098.38
09/03/2021	481988	Check	Red Wing Business Advantage Account	921851-1	2 AP8845	587.50
09/03/2021	481989	Check	Rent N Save Portable Services	925729	2 AP8845	725.00
09/03/2021	481990	Check	Ryan Mechanical Inc	923241	2 AP8845	3,471.00
09/03/2021	481991	Check	School Services Employees Local 284	907382	2 AP8845	2,262.43
09/03/2021	481992	Check	Southwest Metro Intermediate 288	928611	2 AP8845	5,300.10
09/03/2021	481993	Check	Teachers On Call	929847	2 AP8845	1,836.80
09/03/2021	481994	Check	The Vernon Company	920019	2 AP8845	196.83
09/03/2021	481995	Check	Trophy Lawn care	926186	2 AP8845	16,200.00
09/03/2021	481996	Check	Twin City Outdoor Services Inc	929177	2 AP8845	21,165.50

AP Check Register

AP Run: 20210903 AP — Post Date: 2021-09-03 — AP Run Type: R

Burnsville-Eagan-Savage SD 191, MN

Check Date	Check Number	Payment Type	Name	Vendor Number	Bank Account Code	Check Amount
09/03/2021	481997	Check	Wenzel Plumbing-Heating-Cooling	904563	2 AP8845	7,761.00
Total:						\$462,095.81

20210903 AP Summary

Type	Count	Amount
Regular	59	462,095.81
ACH Checks:	0	0.00
Wire Transfers:	0	0.00
Epayables:	0	0.00
Total:	59	\$462,095.81

AP Check Register

AP Run: 20210910 AP — Post Date: 2021-09-10 — AP Run Type: R

Burnsville-Eagan-Savage SD 191, MN

Check Date	Check Number	Payment Type	Name	Vendor Number	Bank Account Code	Check Amount
09/10/2021	481998	Check	Advanced Imaging Solutions	928551-1	2 AP8845	7,397.05
09/10/2021	481999	Check	AllBright Home Services	930469	2 AP8845	300.00
09/10/2021	482000	Check	Amplified IT LLC	929297	2 AP8845	2,430.00
09/10/2021	482001	Check	AVID Center	927223	2 AP8845	31,450.00
09/10/2021	482002	Check	BHS Black And Gold Alumni Foundation	930473	2 AP8845	165,000.00
09/10/2021	482003	Check	Captivate Media + Consulting	929000	2 AP8845	2,682.00
09/10/2021	482004	Check	Carolina Biological Supply Company	900529-1	2 AP8845	89.06
09/10/2021	482005	Check	Carrier Corporation	900707-1	2 AP8845	2,440.00
09/10/2021	482006	Check	Central Fire Protection Inc	926628	2 AP8845	2,546.90
09/10/2021	482007	Check	Centurylink	902781	2 AP8845	266.02
09/10/2021	482008	Check	City of Burnsville - Utilities	904226	2 AP8845	36,227.86
09/10/2021	482009	Check	City of Eagan - Utilities	901002	2 AP8845	4,121.94
09/10/2021	482010	Check	Commercial Kitchen Services	927640	2 AP8845	3,415.00
09/10/2021	482011	Check	Dalco	904186-1	2 AP8845	2,377.52
09/10/2021	482012	Check	Dewald, Rina C	920524	2 AP8845	180.00
09/10/2021	482013	Check	Distributed Website Corporation	922061-1	2 AP8845	3,600.00
09/10/2021	482014	Check	Fairfield Glass & Window Inc	926949	2 AP8845	155.00
09/10/2021	482015	Check	Field Environmental Consulting Inc	926109	2 AP8845	2,300.00
09/10/2021	482016	Check	Flinn Scientific Inc	901231-1	2 AP8845	48.42

AP Check Register

AP Run: 20210910 AP — Post Date: 2021-09-10 — AP Run Type: R

Burnsville-Eagan-Savage SD 191, MN

Check Date	Check Number	Payment Type	Name	Vendor Number	Bank Account Code	Check Amount
09/10/2021	482017	Check	Global Communications Wiring & Services LLC	927736	2 AP8845	11,960.00
09/10/2021	482018	Check	Heartland Tire, Inc.	930160	2 AP8845	167.79
09/10/2021	482019	Check	Horizon Commercial Pool Supply	904818	2 AP8845	251.57
09/10/2021	482020	Check	Houghton Mifflin Company	901685	2 AP8845	10,194.10
09/10/2021	482021	Check	Houghton Mifflin Harcourt Publishing Co	928887	2 AP8845	2,384.17
09/10/2021	482022	Check	Imagine Design & Creative Consulting Inc	928876	2 AP8845	10,800.00
09/10/2021	482023	Check	Intermediate District 287	901390	2 AP8845	33,510.10
09/10/2021	482024	Check	Interstate All Battery Center	928877	2 AP8845	58.40
09/10/2021	482025	Check	Johnson Controls Fire Protection LP	903587	2 AP8845	6,068.55
09/10/2021	482026	Check	Kelley, Brian	930471	2 AP8845	130.00
09/10/2021	482027	Check	Kennedy and Graven Chartered	908356	2 AP8845	1,626.50
09/10/2021	482028	Check	Mansfield Oil Company	928793	2 AP8845	12,650.66
09/10/2021	482029	Check	MASPA/State Negotiators	928931	2 AP8845	1,100.00
09/10/2021	482030	Check	Minnesota Valley Electric Cooperative	907448	2 AP8845	18,034.79
09/10/2021	482031	Check	MN Highway Safety & Research Center	926466	2 AP8845	366.00
09/10/2021	482032	Check	Nuvera	902483	2 AP8845	185.43
09/10/2021	482033	Check	Occupational Health of MN, PC	929919	2 AP8845	688.00
09/10/2021	482034	Check	Paragon Visual, LLC	930399	2 AP8845	844.50
09/10/2021	482035	Check	Park Nicollet Foundation	931037	2 AP8845	2,000.00

AP Check Register

AP Run: 20210910 AP — Post Date: 2021-09-10 — AP Run Type: R

Burnsville-Eagan-Savage SD 191, MN

Check Date	Check Number	Payment Type	Name	Vendor Number	Bank Account Code	Check Amount
09/10/2021	482036	Check	Pioneer SecureShred	930098	2 AP8845	585.00
09/10/2021	482037	Check	Richfield Printing Inc	930277	2 AP8845	533.00
09/10/2021	482038	Check	Rock Hard Landscape Supply	928528	2 AP8845	1,500.00
09/10/2021	482039	Check	Ryan Mechanical Inc	923241	2 AP8845	21,077.50
09/10/2021	482040	Check	Scholastic Inc	903196-6	2 AP8845	242.00
09/10/2021	482041	Check	SFM	923848	2 AP8845	5,778.69
09/10/2021	482042	Check	Sherwin-Williams	903745-1	2 AP8845	61.03
09/10/2021	482043	Check	SiteOne Landscape Supply LLC	930424	2 AP8845	245.76
09/10/2021	482044	Check	St Louis Park Schools	908481	2 AP8845	1,407.84
09/10/2021	482045	Check	St Paul Beverage Solutions, LLC	930156	2 AP8845	872.77
09/10/2021	482046	Check	Soliant Health, LLC	930344	2 AP8845	165.50
Total:						\$412,516.42

20210910 AP Summary

Type	Count	Amount
Regular	49	412,516.42
ACH Checks:	0	0.00
Wire Transfers:	0	0.00
Epayables:	0	0.00
Total:	49	\$412,516.42

AP Check Register

AP Run: 20210917 AP — Post Date: 2021-09-17 — AP Run Type: R

Burnsville-Eagan-Savage SD 191, MN

Check Date	Check Number	Payment Type	Name	Vendor Number	Bank Account Code	Check Amount
09/17/2021	482047	Check	A.J. Moore Electric Inc	928491	2 AP8845	1,574.89
09/17/2021	482048	Check	Advanced Commercial Kitchens	930100	2 AP8845	2,363.15
09/17/2021	482049	Check	American Mailing Machines	929771	2 AP8845	329.06
09/17/2021	482050	Check	Aramark	901365	2 AP8845	806.63
09/17/2021	482051	Check	Aramark Refreshment Services	900428	2 AP8845	79.77
09/17/2021	482052	Check	Association Of Clerical Employees	904895	2 AP8845	360.00
09/17/2021	482053	Check	Burnsville Association of Educational Assistants	909991	2 AP8845	1,134.00
09/17/2021	482054	Check	CESO Communications LLC	930130	2 AP8845	11,070.00
09/17/2021	482055	Check	Choy, Melissa	930259	2 AP8845	480.00
09/17/2021	482056	Check	Comcast	926565-1	2 AP8845	5,475.47
09/17/2021	482057	Check	Consolidated Communications	906231	2 AP8845	4,014.40
09/17/2021	482058	Check	Dakota Sweeping & Maintenance Co	920039	2 AP8845	1,950.00
09/17/2021	482059	Check	Dalco	904186-1	2 AP8845	507.48
09/17/2021	482060	Check	Dick's/Lakeville Sanitation Inc	900641	2 AP8845	6,706.30
09/17/2021	482061	Check	Discount School Supply	909859-1	2 AP8845	922.62
09/17/2021	482062	Check	Ehlers	920802-1	2 AP8845	337.50
09/17/2021	482063	Check	Electro Watchman Inc	901078	2 AP8845	290.00
09/17/2021	482064	Check	Finalsite	930297	2 AP8845	25,450.00
09/17/2021	482065	Check	FIRST	927889	2 AP8845	4,000.00

AP Check Register

AP Run: 20210917 AP — Post Date: 2021-09-17 — AP Run Type: R

Burnsville-Eagan-Savage SD 191, MN

Check Date	Check Number	Payment Type	Name	Vendor Number	Bank Account Code	Check Amount
09/17/2021	482066	Check	Global Communications Wiring & Services LLC	927736	2 AP8845	666.70
09/17/2021	482067	Check	Graff, Sarah	500751	2 AP8845	25.00
09/17/2021	482068	Check	Hildi Inc	927985	2 AP8845	1,850.00
09/17/2021	482069	Check	Infinite Health Collaborative, PA	930472	2 AP8845	10,000.00
09/17/2021	482070	Check	Intermediate School Dist 917	909327	2 AP8845	14,043.87
09/17/2021	482071	Check	International Gymnastics of MN LLC	926911	2 AP8845	152.00
09/17/2021	482072	Check	Interstate All Battery Center	928877	2 AP8845	450.40
09/17/2021	482073	Check	Johnson, Azahira	500750	2 AP8845	2.55
09/17/2021	482074	Check	JTM Provisions Co Inc	928622	2 AP8845	6,602.57
09/17/2021	482075	Check	Kambietz, Debra	500755	2 AP8845	165.65
09/17/2021	482076	Check	Karlovich, Bret	500757	2 AP8845	130.90
09/17/2021	482077	Check	Kraus-Anderson Ins Agency Inc	902102	2 AP8845	11,550.00
09/17/2021	482078	Check	Learning and Language Specialists	930475	2 AP8845	4,118.00
09/17/2021	482079	Check	Maloney, Katie	500754	2 AP8845	50.00
09/17/2021	482080	Check	McDevitt, Jane	500761	2 AP8845	42.00
09/17/2021	482081	Check	Medco Supply Company	904333-1	2 AP8845	3,156.32
09/17/2021	482082	Check	Metro Volleyball Officials Association	901927	2 AP8845	490.00
09/17/2021	482083	Check	Milos, Amanda	500753	2 AP8845	93.10
09/17/2021	482084	Check	Minnesota Energy Resources	903029	2 AP8845	90.00

AP Check Register

AP Run: 20210917 AP — Post Date: 2021-09-17 — AP Run Type: R

Burnsville-Eagan-Savage SD 191, MN

Check Date	Check Number	Payment Type	Name	Vendor Number	Bank Account Code	Check Amount
09/17/2021	482085	Check	Minnesota School Boards Association - MSBA	902540	2 AP8845	255.00
09/17/2021	482086	Check	MN Assoc of Secondary School Principal (MASSP)	908338	2 AP8845	1,730.00
09/17/2021	482087	Check	MN Assoc of Secretaries to the Principal - MASP	908014	2 AP8845	40.00
09/17/2021	482088	Check	MN Dept of Labor and Industry	907914-2	2 AP8845	1,300.00
09/17/2021	482089	Check	MN State High School League (MSHSL)	902445	2 AP8845	15,726.60
09/17/2021	482090	Check	MRPA/MASS	905320-10	2 AP8845	25.00
09/17/2021	482091	Check	Nelson, Kristi Kay	930378	2 AP8845	420.00
09/17/2021	482092	Check	Nelson, Lisa	500756	2 AP8845	50.45
09/17/2021	482093	Check	Office Systems And Design Inc	926881	2 AP8845	598.00
09/17/2021	482094	Check	Perez, Melissa M	924879	2 AP8845	135.00
09/17/2021	482095	Check	PowerSchool Group LLC	930296	2 AP8845	36,905.00
09/17/2021	482096	Check	PPG Architectural Finishes	901709	2 AP8845	45.00
09/17/2021	482097	Check	Quiroz, Sunamita	500758	2 AP8845	5.30
09/17/2021	482098	Check	RAK Construction Inc	929749	2 AP8845	39,912.95
09/17/2021	482099	Check	Rock Hard Landscape Supply	928528	2 AP8845	372.00
09/17/2021	482100	Check	Schimek, Angela	500759	2 AP8845	50.00
09/17/2021	482101	Check	School Services Employees Local 284	907382	2 AP8845	2,754.58
09/17/2021	482102	Check	Second Harvest Heartland	928183	2 AP8845	734.75
09/17/2021	482103	Check	SFM	923848	2 AP8845	46,676.00

AP Check Register

AP Run: 20210917 AP — Post Date: 2021-09-17 — AP Run Type: R

Burnsville-Eagan-Savage SD 191, MN

Check Date	Check Number	Payment Type	Name	Vendor Number	Bank Account Code	Check Amount
09/17/2021	482104	Check	Soulo Communications	928477	2 AP8845	1,254.72
09/17/2021	482105	Check	Spomer, Diane	500752	2 AP8845	26.35
09/17/2021	482106	Check	SR Marketing	930236	2 AP8845	786.25
09/17/2021	482107	Check	Thammalangsy, Khoun	500760	2 AP8845	98.60
09/17/2021	482108	Check	The Hartford	924486	2 AP8845	44,622.65
09/17/2021	482109	Check	The Open Door Pantry	930028	2 AP8845	85.00
09/17/2021	482110	Check	T-Mobile	929345	2 AP8845	7,009.72
09/17/2021	482111	Check	Transportation Plus, Inc.	906215	2 AP8845	232.95
09/17/2021	482112	Check	Tyson Foods, Inc	930205	2 AP8845	5,782.08
09/17/2021	482113	Check	Upper Lakes Foods Inc	929826	2 AP8845	5,163.99
09/17/2021	482114	Check	Voyager Sopris Learning	931002	2 AP8845	2,175.00
09/17/2021	482115	Check	Xcel Energy	902776	2 AP8845	11,919.62
09/17/2021	482116	Check	YMCA	931001	2 AP8845	3,500.00
09/17/2021	482117	Check	YMCA Camp Streefland	902422	2 AP8845	1,385.00
Total:						\$353,307.89

20210917 AP Summary

Type	Count	Amount
Regular	71	353,307.89
ACH Checks:	0	0.00
Wire Transfers:	0	0.00
Epayables:	0	0.00
Total:	71	\$353,307.89

AP Check Register

AP Run: 20210923 MV — Post Date: 2021-09-23 — AP Run Type: R

Burnsville-Eagan-Savage SD 191, MN

Check Date	Check Number	Payment Type	Name	Vendor Number	Bank Account Code	Check Amount
09/23/2021	482118	Check	Jim Bern Company	930477	2 AP8845	674.42
Total:						\$674.42

20210923 MV Summary

Type	Count	Amount
Regular	1	674.42
ACH Checks:	0	0.00
Wire Transfers:	0	0.00
Epayables:	0	0.00
Total:	1	\$674.42

AP Check Register

AP Run: 20210927 AP — Post Date: 2021-09-27 — AP Run Type: R

Burnsville-Eagan-Savage SD 191, MN

Check Date	Check Number	Payment Type	Name	Vendor Number	Bank Account Code	Check Amount
09/27/2021	482119	Check	A.J. Moore Electric Inc	928491	2 AP8845	7,529.89
09/27/2021	482120	Check	American Time & Signal Co	903503	2 AP8845	556.03
09/27/2021	482121	Check	Anchor Solar Investments LLC	929704	2 AP8845	1,902.02
09/27/2021	482122	Check	Apache Group	900145	2 AP8845	7,776.80
09/27/2021	482123	Check	Apadana LLC	930273	2 AP8845	329.00
09/27/2021	482124	Check	Arafat, Hanaa	930355	2 AP8845	4,800.00
09/27/2021	482125	Check	Armstrong Torseth Skold & Rydeen Inc	926500	2 AP8845	2,939.95
09/27/2021	482126	Check	Arvig	928649	2 AP8845	7,800.00
09/27/2021	482127	Check	Burlington English Inc	929905	2 AP8845	3,840.00
09/27/2021	482128	Check	Captivate Media + Consulting	929000	2 AP8845	2,682.00
09/27/2021	482129	Check	Carrier Corporation	900707-1	2 AP8845	6,840.00
09/27/2021	482130	Check	Centerpoint Energy	902519	2 AP8845	8,239.68
09/27/2021	482131	Check	CESO Transportation LLC	930220	2 AP8845	15,763.61
09/27/2021	482132	Check	Composero Publishing, LLC	930478	2 AP8845	300.00
09/27/2021	482133	Check	Cummins Sales & Service	929228-1	2 AP8845	1,629.70
09/27/2021	482134	Check	Dakota Electric Association	900809	2 AP8845	91,189.10
09/27/2021	482135	Check	Dalco	904186-1	2 AP8845	7,156.46
09/27/2021	482136	Check	Dewald, Rina C	920524	2 AP8845	60.00
09/27/2021	482137	Check	Dialog One LLC	927732	2 AP8845	229.00
09/27/2021	482138	Check	Doyle Security Products	900605	2 AP8845	91.38

AP Check Register

AP Run: 20210927 AP — Post Date: 2021-09-27 — AP Run Type: R

Burnsville-Eagan-Savage SD 191, MN

Check Date	Check Number	Payment Type	Name	Vendor Number	Bank Account Code	Check Amount
09/27/2021	482139	Check	Ecolab	908846-2	2 AP8845	1,701.66
09/27/2021	482140	Check	Ecolab Food Safety Specialties	908846	2 AP8845	243.75
09/27/2021	482141	Check	Educators Benefit Consultants LLC	926262-1	2 AP8845	702.12
09/27/2021	482142	Check	Electro Watchman Inc	901078	2 AP8845	1,966.38
09/27/2021	482143	Check	Elpis Enterprises	929377	2 AP8845	321.48
09/27/2021	482144	Check	Ewer, Michelle	500065	2 AP8845	316.51
09/27/2021	482145	Check	Fonder, Barbara	500762	2 AP8845	80.60
09/27/2021	482146	Check	General Office Products	901569-1	2 AP8845	325.00
09/27/2021	482147	Check	Gopher	901458-1	2 AP8845	521.96
09/27/2021	482148	Check	Gray Hobby Farm	930463	2 AP8845	200.00
09/27/2021	482149	Check	GreyED Solutions	930461	2 AP8845	2,000.00
09/27/2021	482150	Check	Heartland Tire, Inc.	930160	2 AP8845	53.95
09/27/2021	482151	Check	Horizon Commercial Pool Supply	904818	2 AP8845	1,143.58
09/27/2021	482152	Check	Houghton Mifflin Company	901685	2 AP8845	11,154.00
09/27/2021	482153	Check	Innovational Water Solutions, Inc.	930169	2 AP8845	6,914.00
09/27/2021	482154	Check	Johnson Controls Fire Protection LP	903587	2 AP8845	268.00
09/27/2021	482155	Check	Kennedy and Graven Chartered	908356	2 AP8845	2,826.30
09/27/2021	482156	Check	Lockrem, Scott	500207	2 AP8845	237.39
09/27/2021	482157	Check	McDowall Comfort Management	930006	2 AP8845	14,761.04

AP Check Register

AP Run: 20210927 AP — Post Date: 2021-09-27 — AP Run Type: R

Burnsville-Eagan-Savage SD 191, MN

Check Date	Check Number	Payment Type	Name	Vendor Number	Bank Account Code	Check Amount
09/27/2021	482158	Check	Merry, Vanessa	929912	2 AP8845	150.00
09/27/2021	482159	Check	Mid City Services	930092	2 AP8845	294.00
09/27/2021	482160	Check	Minnesota Energy Resources	903029	2 AP8845	259.33
09/27/2021	482161	Check	Mn State High School Mathematics League	906886	2 AP8845	600.00
09/27/2021	482162	Check	Occupational Health of MN, PC	929919	2 AP8845	297.00
09/27/2021	482163	Check	Pam McDonald Consulting LLC	929717	2 AP8845	400.00
09/27/2021	482164	Check	Pro-Ed Inc	903073	2 AP8845	706.20
09/27/2021	482165	Check	Pump And Meter Service Inc	903101	2 AP8845	3,124.00
09/27/2021	482166	Check	Rock Hard Landscape Supply	928528	2 AP8845	250.00
09/27/2021	482167	Check	Schmitt & Sons - Contract	909331-2	2 AP8845	24,319.82
09/27/2021	482168	Check	Schmitt & Sons Inc	909331	2 AP8845	31,897.94
09/27/2021	482169	Check	School Datebooks - SDI Innovations	904442	2 AP8845	2,756.16
09/27/2021	482170	Check	School Nutrition Association (SNA)	926552	2 AP8845	116.00
09/27/2021	482171	Check	Sherwin-Williams	903745-2	2 AP8845	15.39
09/27/2021	482172	Check	St Paul Beverage Solutions, LLC	930156	2 AP8845	164.07
09/27/2021	482173	Check	State Supply Co Inc	903689	2 AP8845	88.16
09/27/2021	482174	Check	Soliant Health, LLC	930344	2 AP8845	4,365.07
09/27/2021	482175	Check	Tasa, Alesia	500226	2 AP8845	237.39
09/27/2021	482176	Check	Teachers On Call	929847	2 AP8845	4,707.40

AP Check Register

AP Run: 20210927 AP — Post Date: 2021-09-27 — AP Run Type: R

Burnsville-Eagan-Savage SD 191, MN

Check Date	Check Number	Payment Type	Name	Vendor Number	Bank Account Code	Check Amount
09/27/2021	482177	Check	Third Party Integrity Inc	930282	2 AP8845	2,500.00
09/27/2021	482178	Check	Transportation Plus, Inc.	906215	2 AP8845	18.50
09/27/2021	482179	Check	Tri-State Bobcat	924444	2 AP8845	91.47
09/27/2021	482180	Check	Trusted Employees	929957	2 AP8845	236.45
09/27/2021	482181	Check	Twin City Outdoor Services Inc	929177	2 AP8845	1,730.00
09/27/2021	482182	Check	Upper Lakes Foods Inc	929826	2 AP8845	37,340.33
09/27/2021	482183	Check	Viking Electric Supply Inc	904243	2 AP8845	23.54
09/27/2021	482184	Check	Vivacity Tech PBC	930460	2 AP8845	5,592.00
09/27/2021	482185	Check	Watterson, Shelly	500211	2 AP8845	237.39
09/27/2021	482186	Check	Xcel Energy	902776	2 AP8845	4,504.69
09/27/2021	482187	Check	Zaner-Bloser	904484	2 AP8845	908.41
Total:						\$345,323.05

20210927 AP Summary

Type	Count	Amount
Regular	69	345,323.05
ACH Checks:	0	0.00
Wire Transfers:	0	0.00
Epayables:	0	0.00
Total:	69	\$345,323.05

AP Check Register

AP Run: 20210930 AP — Post Date: 2021-09-30 — AP Run Type: R

Burnsville-Eagan-Savage SD 191, MN

Check Date	Check Number	Payment Type	Name	Vendor Number	Bank Account Code	Check Amount
09/30/2021	482188	Check	Brier Creek Apartments LLC	930484	2 AP8845	3,845.24
09/30/2021	482189	Check	DH 111 LLC	930481	2 AP8845	6,126.86
09/30/2021	482190	Check	DH 111 LLC	930481	2 AP8845	8,797.99
09/30/2021	482191	Check	Holiday Stationstores LLC	930483	2 AP8845	4,000.00
09/30/2021	482192	Check	View Pointe Apartments, LLC	930479	2 AP8845	1,616.31
Total:						\$24,386.40

20210930 AP Summary

Type	Count	Amount
Regular	5	24,386.40
ACH Checks:	0	0.00
Wire Transfers:	0	0.00
Epayables:	0	0.00
Total:	5	\$24,386.40

AP Check Register

Burnsville-Eagan-Savage SD 191, MN

Fund	Total
01 - GENERAL	1,238,732.73
02 - FOOD SERVICE	65,064.16
03 - TRANSPORTATION	41,869.02
04 - COMMUNITY SERVICE	69,260.33
16 - FACILITIES RENTAL	1,222.12
26 - BOND REFERENDUM	181,369.38
50 - STUDENT ACTIVITY FUND	786.25
	\$1,598,303.99

AP Check Register

AP Run: 20210914 C1 — Post Date: 2021-09-14 — AP Run Type: R

Burnsville-Eagan-Savage SD 191, MN

Check Date	Check Number	Payment Type	Name	Vendor Number	Bank Account Code	Check Amount
09/14/2021	6000000467		Advanced Imaging Solutions	928551	2 Virtua	729.70
09/14/2021	6000000468		Center For The Collaborative Classroom	924466-1	2 Virtua	650.00
09/14/2021	6000000469		Conney Safety Products	900552-1	2 Virtua	415.20
09/14/2021	6000000470		Discovery Education Inc	905154-1	2 Virtua	30,525.00
09/14/2021	6000000471		Follett School Solutions Inc	904527-1	2 Virtua	19,957.81
09/14/2021	6000000472		Grainger	904387-1	2 Virtua	860.22
09/14/2021	6000000473		Northern Air Corporation (NAC)	920320	2 Virtua	6,916.00
09/14/2021	6000000474		Trio Supply	903802	2 Virtua	10,320.12
Total:						\$70,374.05

20210914 C1 Summary

Type	Count	Amount
Regular	0	0.00
ACH Checks:	0	0.00
Wire Transfers:	0	0.00
Epayables:	8	70,374.05
Total:	8	\$70,374.05

AP Check Register

AP Run: 20210922 C1 — Post Date: 2021-09-22 — AP Run Type: R

Burnsville-Eagan-Savage SD 191, MN

Check Date	Check Number	Payment Type	Name	Vendor Number	Bank Account Code	Check Amount
09/22/2021	6000000475		Advanced Imaging Solutions	928551	2 Virtua	86.80
09/22/2021	6000000476		Center For The Collaborative Classroom	924466-1	2 Virtua	650.00
09/22/2021	6000000477		Cole Papers Inc	927279-1	2 Virtua	3,266.66
09/22/2021	6000000478		Grainger	904387-1	2 Virtua	1,071.21
09/22/2021	6000000479		Northern Air Corporation (NAC)	920320	2 Virtua	7,013.35
09/22/2021	6000000480		Tri-Dim Filter Corp	929519	2 Virtua	1,308.20
09/22/2021	6000000481		Trio Supply	903802	2 Virtua	4,169.33
Total:						\$17,565.55

20210922 C1 Summary

Type	Count	Amount
Regular	0	0.00
ACH Checks:	0	0.00
Wire Transfers:	0	0.00
Epayables:	7	17,565.55
Total:	7	\$17,565.55

AP Check Register

AP Run: 20210928 C1 — Post Date: 2021-09-28 — AP Run Type: R

Burnsville-Eagan-Savage SD 191, MN

Check Date	Check Number	Payment Type	Name	Vendor Number	Bank Account Code	Check Amount
09/28/2021	6000000482		Aqua Engineering Inc	900106	2 Virtua	175.50
09/28/2021	6000000483		Cole Papers Inc	927279-1	2 Virtua	1,101.87
09/28/2021	6000000484		Grainger	904387-1	2 Virtua	796.64
09/28/2021	6000000485		Renaissance	903744	2 Virtua	3,324.00
09/28/2021	6000000486		Siemens Industry Inc	902217	2 Virtua	17,076.00
09/28/2021	6000000487		Trio Supply	903802	2 Virtua	6,524.59
09/28/2021	6000000488		Universal Athletic LLC	928417	2 Virtua	792.13
Total:						\$29,790.73

20210928 C1 Summary

Type	Count	Amount
Regular	0	0.00
ACH Checks:	0	0.00
Wire Transfers:	0	0.00
Epayables:	7	29,790.73
Total:	7	\$29,790.73

AP Check Register

Burnsville-Eagan-Savage SD 191, MN

Fund	Total
01 - GENERAL	96,032.31
02 - FOOD SERVICE	20,424.68
04 - COMMUNITY SERVICE	1,273.34
	\$117,730.33

AP Check Register

AP Run: 20210915 VACH — Post Date: 2021-09-15 — AP Run Type: R

Burnsville-Eagan-Savage SD 191, MN

Check Date	Check Number	Payment Type	Name	Vendor Number	Bank Account Code	Check Amount
09/15/2021	9000002344	ACH	CDW Government Inc	920289-1	1 AP5800	814,769.95
Total:						\$814,769.95

20210915 VACH Summary

Type	Count	Amount
Regular	0	0.00
ACH Checks:	1	814,769.95
Wire Transfers:	0	0.00
Epayables:	0	0.00
Total:	1	\$814,769.95

AP Check Register

AP Run: 20210916 EACH — Post Date: 2021-09-16 — AP Run Type: R

Burnsville-Eagan-Savage SD 191, MN

Check Date	Check Number	Payment Type	Name	Vendor Number	Bank Account Code	Check Amount
09/16/2021	9000002345	ACH	Anderson, Kasey D	017674	1 AP5800	50.00
09/16/2021	9000002346	ACH	Bates, Daniel W	017214	1 AP5800	75.00
09/16/2021	9000002347	ACH	Black, Kristine C	017563	1 AP5800	75.27
09/16/2021	9000002348	ACH	Blaylark, Eddie D	019621	1 AP5800	485.75
09/16/2021	9000002349	ACH	Bohr, Jennifer L	009302	1 AP5800	75.00
09/16/2021	9000002350	ACH	Elfering, Jean	011911	1 AP5800	75.00
09/16/2021	9000002351	ACH	Erickson, Shelly L	017904	1 AP5800	50.00
09/16/2021	9000002352	ACH	Funston, Kathy L	017175	1 AP5800	75.00
09/16/2021	9000002353	ACH	Gersich, Brian M	019849	1 AP5800	400.00
09/16/2021	9000002354	ACH	Giles, Sharon M	007399	1 AP5800	35.01
09/16/2021	9000002355	ACH	Gilray, Rebecca J	016654	1 AP5800	50.00
09/16/2021	9000002356	ACH	Jermeland, Meghan M	012698	1 AP5800	50.00
09/16/2021	9000002357	ACH	Kachman, Angela	010826	1 AP5800	50.00
09/16/2021	9000002358	ACH	Kronabetter, Julie R	016789	1 AP5800	113.96
09/16/2021	9000002359	ACH	Lake, David	017436	1 AP5800	173.43
09/16/2021	9000002360	ACH	Leake, Donald	007490	1 AP5800	26.21
09/16/2021	9000002361	ACH	Lenton, Tiffany	012899	1 AP5800	50.00
09/16/2021	9000002362	ACH	Martinez, Robert V	013074	1 AP5800	19.00
09/16/2021	9000002363	ACH	Moorlach, Brian	012889	1 AP5800	57.23
09/16/2021	9000002364	ACH	Mosoti, Jarett	019488	1 AP5800	28.39

AP Check Register

AP Run: 20210916 EACH — Post Date: 2021-09-16 — AP Run Type: R

Burnsville-Eagan-Savage SD 191, MN

Check Date	Check Number	Payment Type	Name	Vendor Number	Bank Account Code	Check Amount
09/16/2021	9000002365	ACH	Mussetter, Ruthanne R	019925	1 AP5800	93.58
09/16/2021	9000002366	ACH	O'Hara Stuart, Erin	017850	1 AP5800	50.00
09/16/2021	9000002367	ACH	Olson, Ariel R	020377	1 AP5800	13.45
09/16/2021	9000002368	ACH	Rosenberger, Rose M	017006	1 AP5800	75.00
09/16/2021	9000002369	ACH	Schwab, Timothy R	018336	1 AP5800	54.88
09/16/2021	9000002370	ACH	Stalock, Andrew R	020164	1 AP5800	75.00
09/16/2021	9000002371	ACH	Stead, Amy Jo	006874	1 AP5800	162.08
09/16/2021	9000002372	ACH	Strowbridge, Staci	015065	1 AP5800	50.00
09/16/2021	9000002373	ACH	Tarnofsky, John J	020438	1 AP5800	33.21
09/16/2021	9000002374	ACH	Thurber, Laurie	014811	1 AP5800	49.00
09/16/2021	9000002375	ACH	Tushie, Patricia	011822	1 AP5800	50.00
09/16/2021	9000002376	ACH	Webster, Susan M	018046	1 AP5800	29.98

Total: \$2,750.43

20210916 EACH Summary

Type	Count	Amount
Regular	0	0.00
ACH Checks:	32	2,750.43
Wire Transfers:	0	0.00
Epayables:	0	0.00
Total:	32	\$2,750.43

AP Check Register

AP Run: 20210929 ACH — Post Date: 2021-09-29 — AP Run Type: R

Burnsville-Eagan-Savage SD 191, MN

Check Date	Check Number	Payment Type	Name	Vendor Number	Bank Account Code	Check Amount
09/29/2021	9000002377	ACH	Austin, Linda M	017826	1 AP5800	5.50
09/29/2021	9000002378	ACH	Battle, Theresa F	019927	1 AP5800	500.00
09/29/2021	9000002379	ACH	Colegrove, Suanne M	020150	1 AP5800	79.13
09/29/2021	9000002380	ACH	Dehne, Tyler	020322	1 AP5800	200.00
09/29/2021	9000002381	ACH	Engberg, Denise G	012072	1 AP5800	99.98
09/29/2021	9000002382	ACH	Gersich, Brian M	019849	1 AP5800	200.00
09/29/2021	9000002383	ACH	Gorton, Rachel	016735	1 AP5800	200.00
09/29/2021	9000002384	ACH	Hammer, Jeffrey	011818	1 AP5800	149.19
09/29/2021	9000002385	ACH	Heim, Bill V	015977	1 AP5800	24.56
09/29/2021	9000002386	ACH	Koch, Rebecca M	018297	1 AP5800	107.01
09/29/2021	9000002387	ACH	Mountain, Jared I	020321	1 AP5800	25.40
09/29/2021	9000002388	ACH	Nurmela, Crystal	016740	1 AP5800	17.80
09/29/2021	9000002389	ACH	Rider, Lisa K	016166	1 AP5800	200.00
09/29/2021	9000002390	ACH	Sovine, Stacey	017487	1 AP5800	200.00
09/29/2021	9000002391	ACH	Tinklenberg, Aaron D	017462	1 AP5800	200.00
09/29/2021	9000002392	ACH	Tomas, Kelly	019218	1 AP5800	298.58
09/29/2021	9000002393	ACH	Waller, Jennifer	012647	1 AP5800	240.87
09/29/2021	9000002394	ACH	Zupke, Samuel	009298	1 AP5800	52.50
Total:						\$2,800.52

AP Check Register

AP Run: 20210929 ACH — Post Date: 2021-09-29 — AP Run Type: R

Burnsville-Eagan-Savage SD 191, MN

Check Date	Check Number	Payment Type	Name	Vendor Number	Bank Account Code	Check Amount
------------	--------------	--------------	------	---------------	-------------------	--------------

20210929 ACH Summary

Type	Count	Amount
Regular	0	0.00
ACH Checks:	18	2,800.52
Wire Transfers:	0	0.00
Epayables:	0	0.00
Total:	18	\$2,800.52

AP Check Register

AP Run: 20210930 VACH — Post Date: 2021-09-30 — AP Run Type: R

Burnsville-Eagan-Savage SD 191, MN

Check Date	Check Number	Payment Type	Name	Vendor Number	Bank Account Code	Check Amount
09/30/2021	9000002395	ACH	CDW Government Inc	920289-1	1 AP5800	289,842.00
09/30/2021	9000002396	ACH	Kelleher Helmrich and Associates Inc	908955	1 AP5800	523.75
Total:						\$290,365.75

20210930 VACH Summary

Type	Count	Amount
Regular	0	0.00
ACH Checks:	2	290,365.75
Wire Transfers:	0	0.00
Epayables:	0	0.00
Total:	2	\$290,365.75

AP Check Register

Burnsville-Eagan-Savage SD 191, MN

Fund	Total
01 - GENERAL	1,109,079.47
02 - FOOD SERVICE	244.34
04 - COMMUNITY SERVICE	197.41
22 - ISF - HEALTH SELECT 105	900.00
50 - STUDENT ACTIVITY FUND	265.43
	\$1,110,686.65