

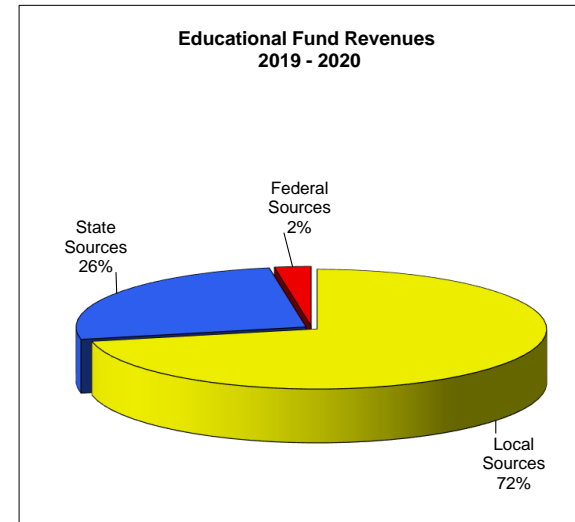
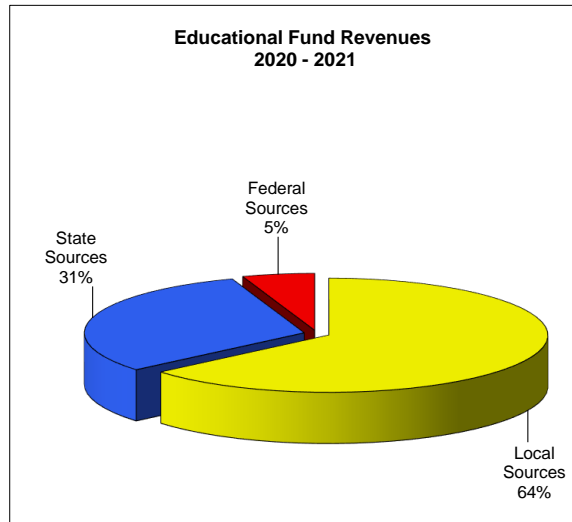
**Harlem Consolidated School District #122  
Treasurer's Report  
2nd Quarter Comparisons**

**EDUCATIONAL FUND**

**REVENUES**

<b>Second Quarter 2020 - 2021</b>		
Annual Budget	Y-T-D Actual	% of Annual Budget
\$ 33,694,775.00	\$ 31,394,174.44	93%
\$ 33,178,609.00	\$ 15,185,799.19	46%
\$ 7,925,042.00	\$ 2,615,753.32	33%
\$ -	\$ -	#DIV/0!
<b>Totals</b>	<b>\$ 49,195,726.95</b>	<b>66%</b>

<b>Second Quarter 2019 - 2020</b>		
Total Year Actuals	Y-T-D Actual	% of FY 20 Actual
\$ 37,897,987.54	\$ 34,865,070.08	92%
\$ 33,992,556.32	\$ 12,539,410.75	37%
\$ 5,980,373.95	\$ 1,247,426.30	21%
\$ -	\$ -	#DIV/0!
<b>Totals</b>	<b>\$ 48,651,907.13</b>	<b>62%</b>



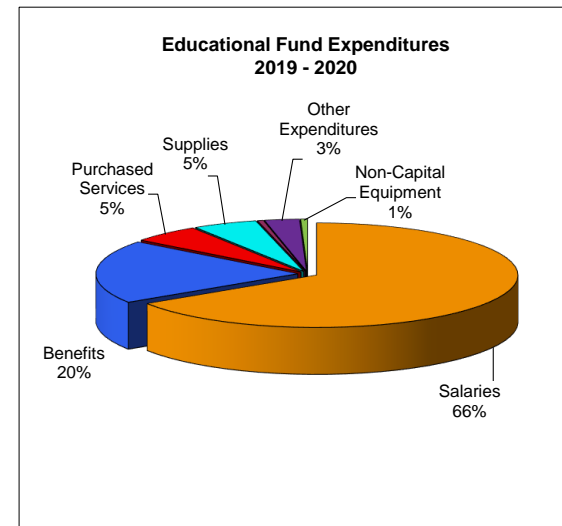
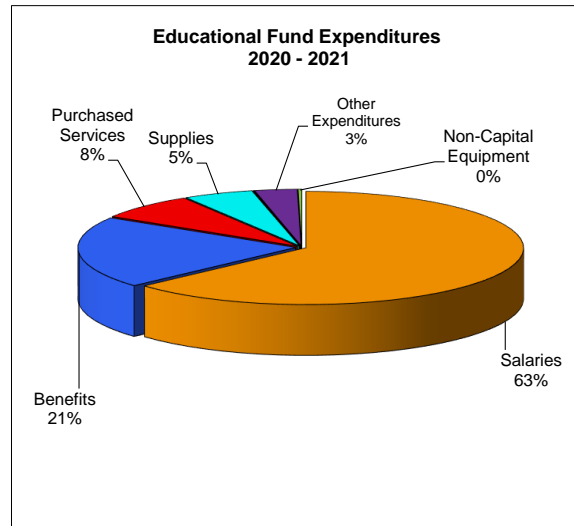
**Harlem Consolidated School District #122  
Treasurer's Report  
2nd Quarter Comparisons**

**EDUCATIONAL FUND**

**EXPENDITURES**

	Second Quarter 2020 - 2021		
	Annual Budget	Y-T-D Actual	% of Annual Budget
Salaries	\$ 50,632,056.00	\$ 18,008,583.24	36%
Benefits	\$ 16,279,262.00	\$ 5,845,881.86	36%
Purchased Services	\$ 3,498,078.00	\$ 2,123,267.87	61%
Supplies	\$ 3,348,688.00	\$ 1,488,372.45	44%
Capital Outlay	\$ 20,000.00	\$ 21,339.90	107%
Other Expenditures	\$ 2,142,379.00	\$ 898,818.77	42%
Non-Capital Equipment	\$ 227,751.00	\$ 79,828.22	35%
Transfers	\$ -	\$ -	#DIV/0!
<b>Totals</b>	<b>\$ 76,148,214.00</b>	<b>\$ 28,466,092.31</b>	<b>37%</b>

	Second Quarter 2019 - 2020		
	Total Year Actuals	Y-T-D Actual	% of FY 20 Actual
Salaries	\$ 48,519,688.59	\$ 18,945,846.12	39%
Benefits	\$ 15,933,642.23	\$ 5,645,634.67	35%
Purchased Services	\$ 2,906,060.56	\$ 1,592,986.86	55%
Supplies	\$ 2,701,042.34	\$ 1,495,500.99	55%
Capital Outlay	\$ 149,934.71	\$ 137,931.00	92%
Other Expenditures	\$ 2,239,477.64	\$ 806,338.49	36%
Non-Capital Equipment	\$ 279,202.72	\$ 159,298.27	57%
Transfers	\$ -	\$ -	#DIV/0!
<b>Totals</b>	<b>\$ 72,729,048.79</b>	<b>\$ 28,783,536.40</b>	<b>40%</b>



**Harlem Consolidated School District #122  
Treasurer's Report  
2nd Quarter Comparisons**

**TORT FUND**

**REVENUES**

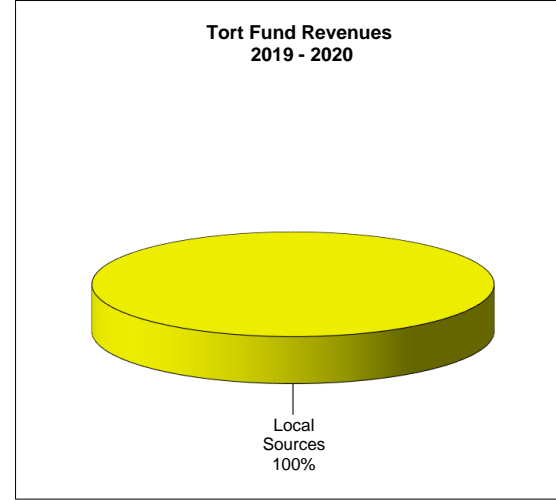
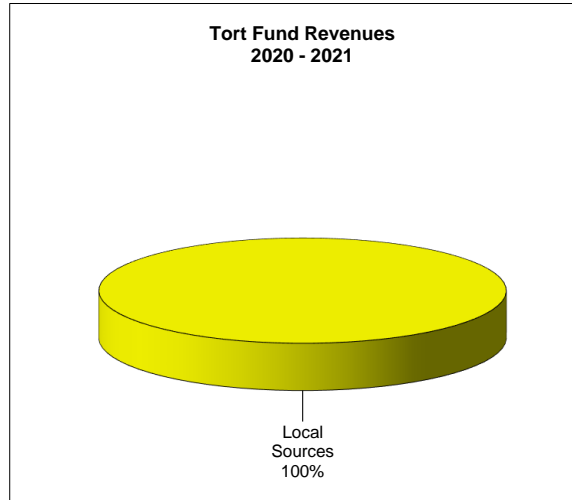
Second Quarter 2020 - 2021		
Annual Budget	Y-T-D Actual	% of Annual Budget

Second Quarter 2019 - 2020		
Total Year Actuals	Y-T-D Actual	% of FY 20 Actual

Local Sources

**Totals**

\$ 1,122,070.00	\$ 1,114,379.63	99%	\$ 1,832,496.83	\$ 1,826,828.71	100%
<b>\$ 1,122,070.00</b>	<b>\$ 1,114,379.63</b>	<b>99%</b>	<b>\$ 1,832,496.83</b>	<b>\$ 1,826,828.71</b>	<b>100%</b>



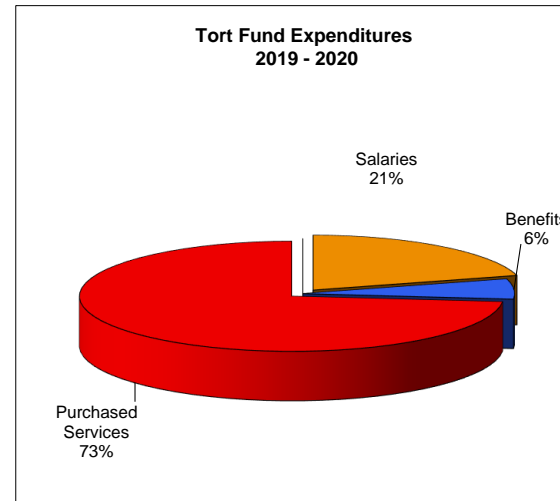
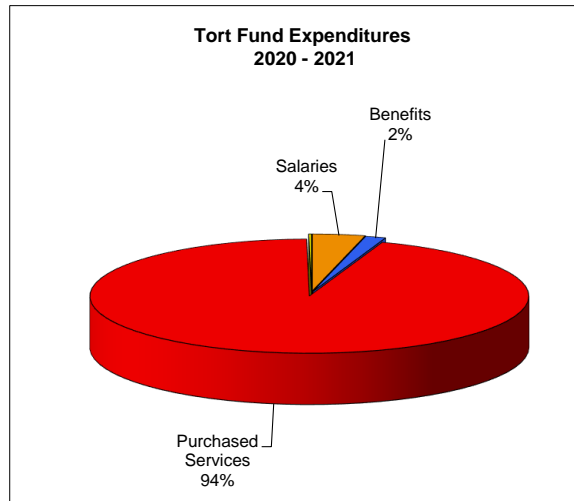
**Harlem Consolidated School District #122  
Treasurer's Report  
2nd Quarter Comparisons**

**TORT FUND**

**EXPENDITURES**

<b>Second Quarter 2020 - 2021</b>			
Annual Budget	Y-T-D Actual	% of Annual Budget	
\$ 76,156.00	\$ 41,537.16	55%	
\$ 28,802.00	\$ 16,069.55	56%	
\$ 1,007,127.00	\$ 1,008,706.10	100%	
\$ -	\$ -	#DIV/0!	
\$ -	\$ -	#DIV/0!	
\$ 5,000.00	\$ 2,156.36	43%	
\$ -	\$ -	#DIV/0!	
<b>Totals</b>	<b>\$ 1,117,085.00</b>	<b>\$ 1,068,469.17</b>	<b>96%</b>

<b>Second Quarter 2019 - 2020</b>			
Total Year Actuals	Y-T-D Actual	% of FY 20 Actual	
\$ 562,013.64	\$ 242,619.65	43%	
\$ 186,610.94	\$ 69,263.38	37%	
\$ 890,847.60	\$ 860,310.48	97%	
\$ -	\$ -	#DIV/0!	
\$ -	\$ -	#DIV/0!	
\$ 293.18	\$ 293.18	100%	
\$ -	\$ -	#DIV/0!	
<b>Totals</b>	<b>\$ 1,639,765.36</b>	<b>\$ 1,172,486.69</b>	<b>72%</b>



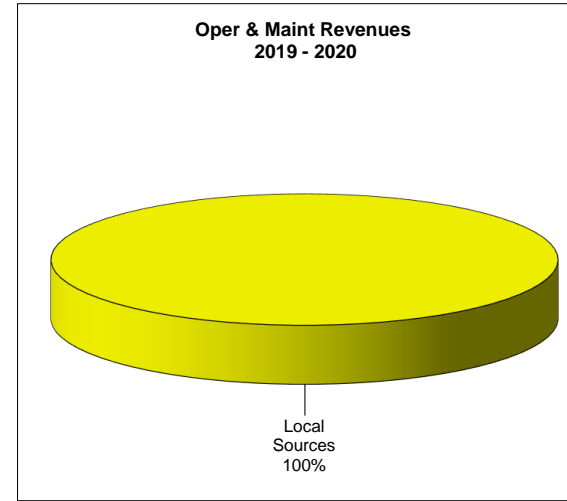
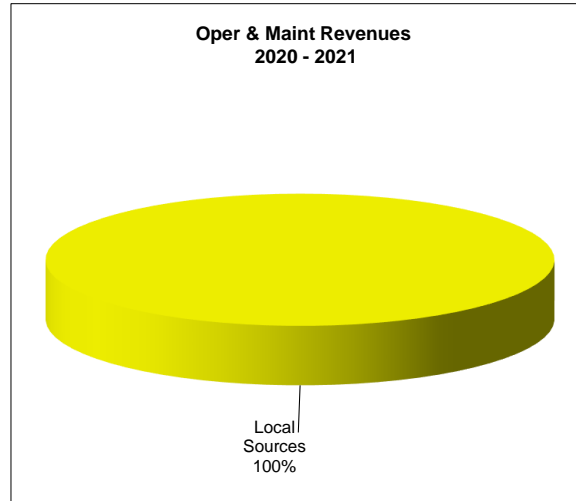
**Harlem Consolidated School District #122  
Treasurer's Report  
2nd Quarter Comparisons**

**OPER & MAINT FUND**

**REVENUES**

Second Quarter 2020 - 2021		
Annual Budget	Y-T-D Actual	% of Annual Budget
\$ 4,786,216.00	\$ 4,650,505.88	97%
\$ -	\$ -	#DIV/0!
\$ 269,172.00	\$ -	0%
\$ -	\$ -	#DIV/0!
\$ -	\$ -	#DIV/0!
<b>Totals</b>	<b>\$ 4,650,505.88</b>	<b>92%</b>

Second Quarter 2019 - 2020		
Total Year Actuals	Y-T-D Actual	% of FY 20 Actual
\$ 4,812,050.86	\$ 4,732,614.09	98%
\$ -	\$ -	#DIV/0!
\$ 2,308,379.65	\$ -	0%
\$ -	\$ -	#DIV/0!
\$ -	\$ -	#DIV/0!
<b>Totals</b>	<b>\$ 4,732,614.09</b>	<b>66%</b>



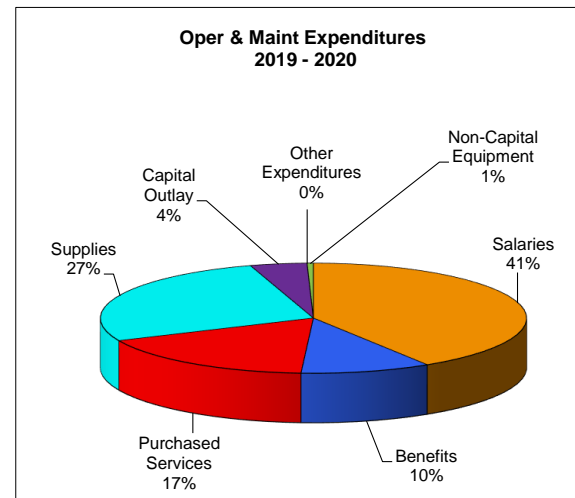
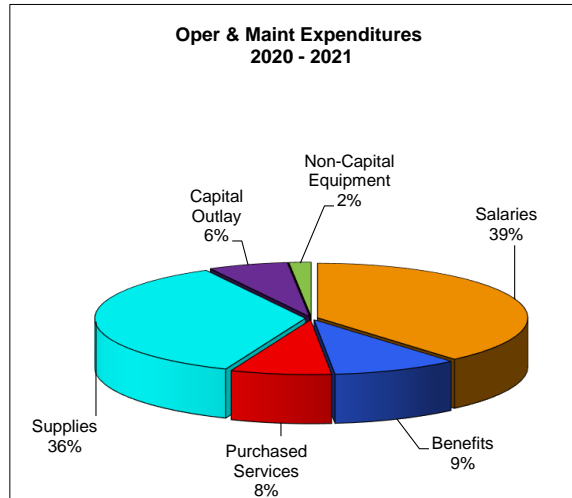
**Harlem Consolidated School District #122  
Treasurer's Report  
2nd Quarter Comparisons**

**OPER & MAINT FUND**

**EXPENDITURES**

	<b>Second Quarter 2020 - 2021</b>		
	Annual Budget	Y-T-D Actual	% of Annual Budget
Salaries	\$ 1,906,458.00	\$ 880,616.01	46%
Benefits	\$ 550,681.00	\$ 219,764.11	40%
Purchased Services	\$ 605,550.00	\$ 175,939.08	29%
Supplies	\$ 1,526,012.00	\$ 818,810.39	54%
Capital Outlay	\$ 82,500.00	\$ 139,405.46	169%
Other Expenditures	\$ 4,800.00	-	0%
Non-Capital Equipment	\$ 105,060.00	\$ 38,594.41	37%
Transfers	\$ 50,000.00	-	0%
<b>Totals</b>	<b>\$ 4,831,061.00</b>	<b>\$ 2,273,129.46</b>	<b>47%</b>

	<b>Second Quarter 2019 - 2020</b>		
	Total Year Actuals	Y-T-D Actual	% of FY 20 Actual
Salaries	\$ 1,730,752.94	\$ 866,381.76	50%
Benefits	\$ 495,527.52	\$ 208,160.31	42%
Purchased Services	\$ 687,423.48	\$ 365,883.72	53%
Supplies	\$ 1,210,327.53	\$ 568,623.95	47%
Capital Outlay	\$ 132,941.76	\$ 90,968.68	68%
Other Expenditures	\$ 1,376.52	-	0%
Non-Capital Equipment	\$ 15,154.81	\$ 10,052.21	66%
Transfers	\$ 2,359,156.65	-	0%
<b>Totals</b>	<b>\$ 6,632,661.21</b>	<b>\$ 2,110,070.63</b>	<b>32%</b>



**Harlem Consolidated School District #122  
Treasurer's Report  
2nd Quarter Comparisons**

**DEBT SERVICE**

Second Quarter 2020 - 2021		
Annual Budget	Y-T-D Actual	% of Annual Budget

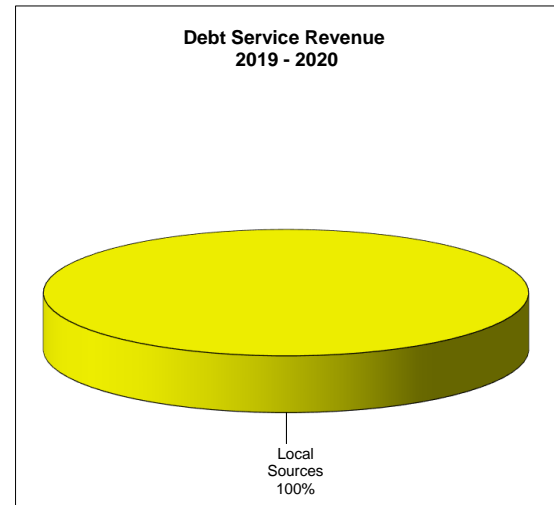
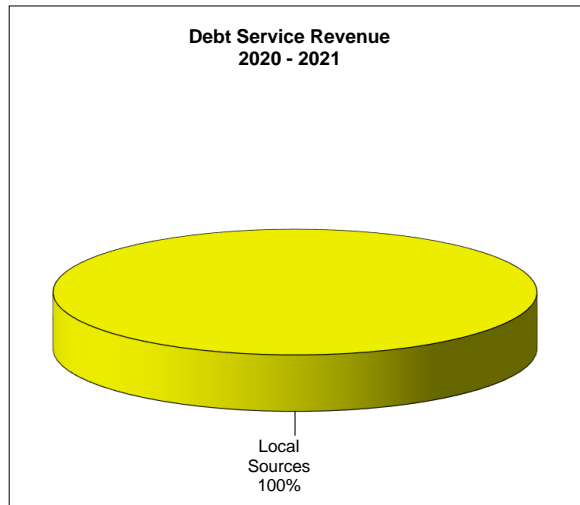
Second Quarter 2019 - 2020		
Total Year Actuals	Y-T-D Actual	% of FY 20 Actual

**REVENUES**

Local Sources  
Sale of Bonds

	\$ 5,749,224.00	\$ 5,725,110.83	100%
	\$ -	\$ -	#DIV/0!
<b>Totals</b>	\$ 5,749,224.00	\$ 5,725,110.83	100%

	\$ 6,124,612.90	\$ 6,122,088.94	100%
	\$ -	\$ -	#DIV/0!
	\$ 6,124,612.90	\$ 6,122,088.94	100%



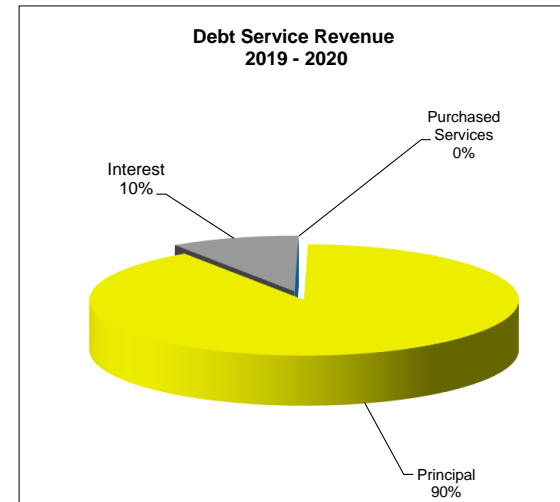
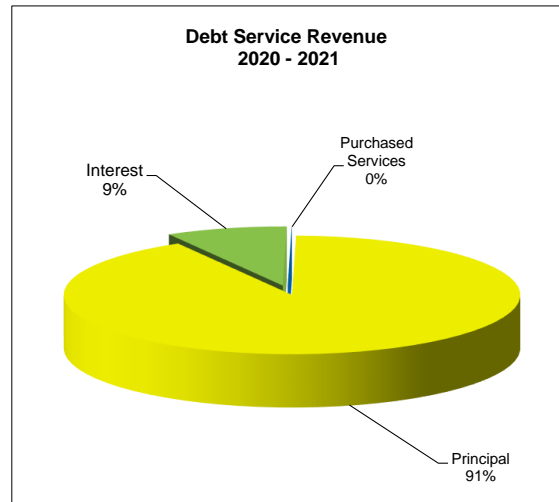
**Harlem Consolidated School District #122  
Treasurer's Report  
2nd Quarter Comparisons**

**DEBT SERVICE**

**EXPENDITURES**

<b>Second Quarter 2020 - 2021</b>		
Annual Budget	Y-T-D Actual	% of Annual Budget
\$ 3,000.00	\$ 900.00	30%
\$ 5,280,000.00	\$ 5,280,000.00	100%
\$ 497,438.00	\$ 497,437.50	100%
\$ -	\$ -	#DIV/0!
<b>Totals</b>	<b>\$ 5,780,438.00</b>	<b>\$ 5,778,337.50 100%</b>

<b>Second Quarter 2019 - 2020</b>		
Total Year Actuals	Y-T-D Actual	% of FY 20 Actual
\$ 2,729.49	\$ 802.50	29%
\$ 5,490,000.00	\$ 5,490,000.00	100%
\$ 588,300.00	\$ 588,300.00	100%
\$ -	\$ -	#DIV/0!
<b>Totals</b>	<b>\$ 6,081,029.49</b>	<b>\$ 6,079,102.50 100%</b>





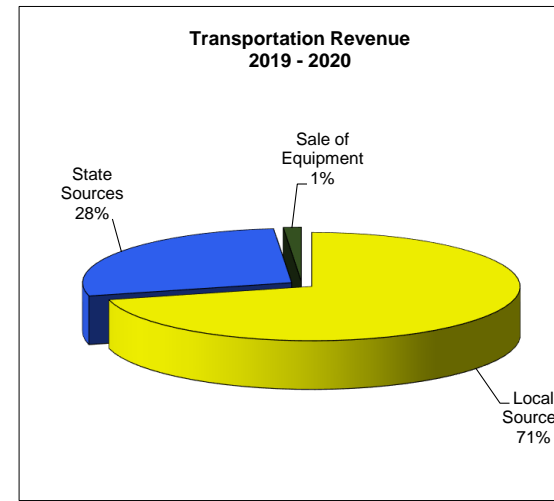
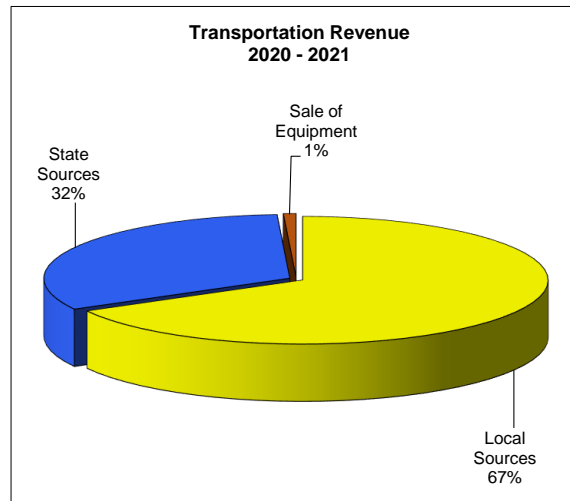
**Harlem Consolidated School District #122  
Treasurer's Report  
2nd Quarter Comparisons**

**TRANSPORTATION**

**REVENUES**

Second Quarter 2020 - 2021		
Annual Budget	Y-T-D Actual	% of Annual Budget
\$ 1,885,403.00	\$ 1,861,795.56	99%
\$ 3,235,433.00	\$ 895,984.20	28%
\$ 26,000.00	\$ 23,000.00	88%
\$ -	\$ -	#DIV/0!
<b>Totals</b>	<b>\$ 5,146,836.00</b>	<b>\$ 2,780,779.76</b>

Second Quarter 2019 - 2020		
Total Year Actuals	Y-T-D Actual	% of FY 20 Actual
\$ 2,140,483.21	\$ 2,109,547.07	99%
\$ 3,316,040.32	\$ 819,054.84	25%
\$ 41,000.00	\$ 41,000.00	100%
\$ -	\$ -	#DIV/0!
<b>Totals</b>	<b>\$ 5,497,523.53</b>	<b>\$ 2,969,601.91</b>



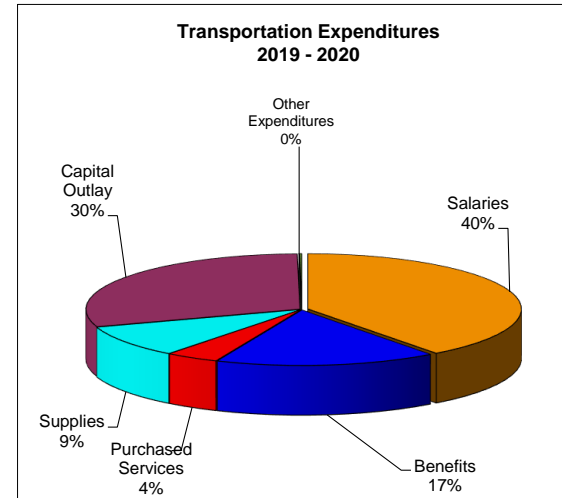
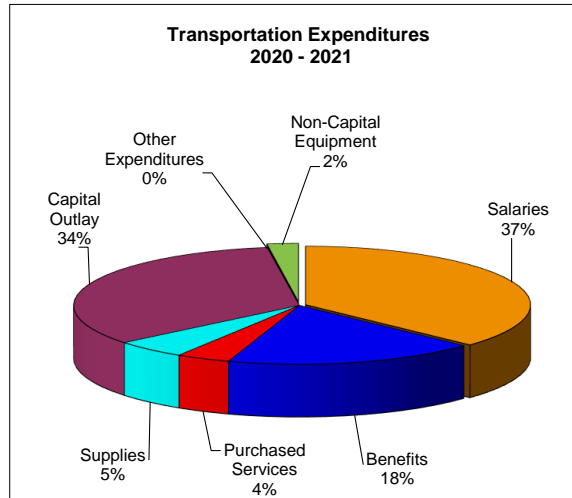
**Harlem Consolidated School District #122  
Treasurer's Report  
2nd Quarter Comparisons**

**TRANSPORTATION**

**EXPENDITURES**

	<b>Second Quarter 2020 - 2021</b>		
	Annual Budget	Y-T-D Actual	% of Annual Budget
Salaries	\$ 2,304,010.00	\$ 864,061.08	38%
Benefits	\$ 1,251,087.00	\$ 422,260.02	34%
Purchased Services	\$ 227,650.00	\$ 90,012.33	40%
Supplies	\$ 437,131.00	\$ 120,153.65	27%
Capital Outlay	\$ 791,000.00	\$ 786,036.00	99%
Other Expenditures	\$ 1,150.00	\$ 798.05	69%
Non-Capital Equipment	\$ 6,000.00	\$ 52,283.00	871%
Transfers	\$ -	\$ -	#DIV/0!
<b>Totals</b>	<b>\$ 5,018,028.00</b>	<b>\$ 2,335,604.13</b>	<b>47%</b>

	<b>Second Quarter 2019 - 2020</b>		
	Total Year Actuals	Y-T-D Actual	% of FY 20 Actual
Salaries	\$ 2,349,063.09	\$ 941,854.86	40%
Benefits	\$ 1,230,195.93	\$ 395,678.37	32%
Purchased Services	\$ 238,555.67	\$ 94,984.16	40%
Supplies	\$ 417,529.70	\$ 222,152.03	53%
Capital Outlay	\$ 720,998.00	\$ 709,296.00	98%
Other Expenditures	\$ 2,877.22	\$ 1,683.00	58%
Non-Capital Equipment	\$ 5,918.93	\$ 3,282.05	55%
Transfers	\$ -	\$ -	#DIV/0!
<b>Totals</b>	<b>\$ 4,965,138.54</b>	<b>\$ 2,368,930.47</b>	<b>48%</b>



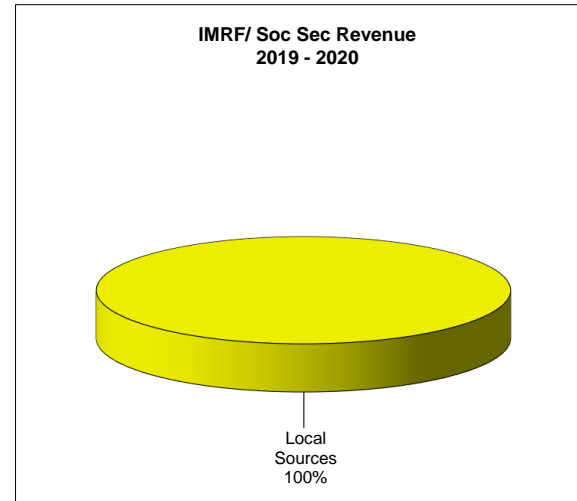
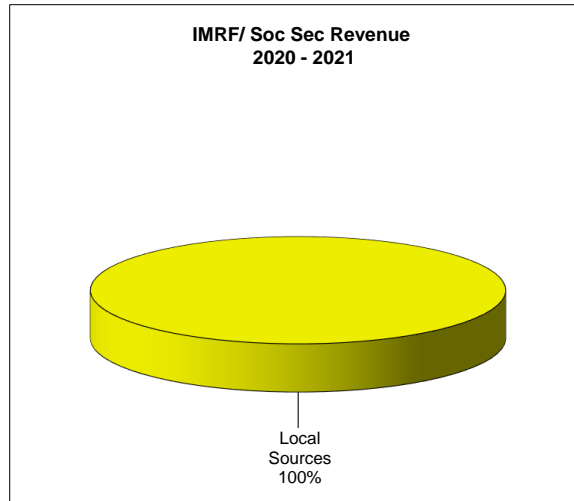
**Harlem Consolidated School District #122  
Treasurer's Report  
2nd Quarter Comparisons**

**IMRF/SOC SEC**

**REVENUES**

<b>Second Quarter 2020 - 2021</b>		
Annual Budget	Y-T-D Actual	% of Annual Budget
\$ 2,703,664.00	\$ 2,403,954.06	89%
\$ 90,000.00		
\$ 46,012.00	\$ -	0%
<b>Totals</b>	<b>\$ 2,403,954.06</b>	<b>85%</b>

<b>Second Quarter 2019 - 2020</b>		
Total Year Actuals	Y-T-D Actual	% of FY 20 Actual
\$ 2,681,071.25	\$ 2,380,448.12	89%
\$ 105,126.41		
\$ 37,278.46	\$ -	0%
<b>Totals</b>	<b>\$ 2,380,448.12</b>	<b>84%</b>



**Harlem Consolidated School District #122  
Treasurer's Report  
2nd Quarter Comparisons**

**IMRF/SOC SEC**

**EXPENDITURES**

Second Quarter 2020 - 2021		
Annual Budget	Y-T-D Actual	% of Annual Budget

Second Quarter 2019 - 2020		
Total Year Actuals	Y-T-D Actual	% of FY 20 Actual

Benefits

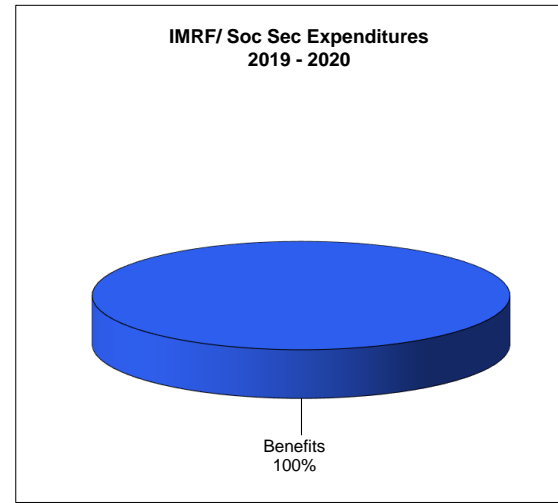
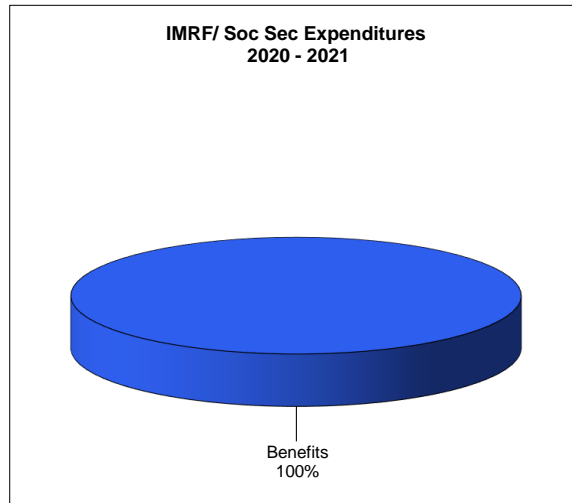
\$ 2,952,352.00    \$ 1,132,287.09    38%

\$ 2,863,579.87    \$ 1,143,105.09    40%

**Totals**

**\$ 2,952,352.00    \$ 1,132,287.09    38%**

**\$ 2,863,579.87    \$ 1,143,105.09    40%**



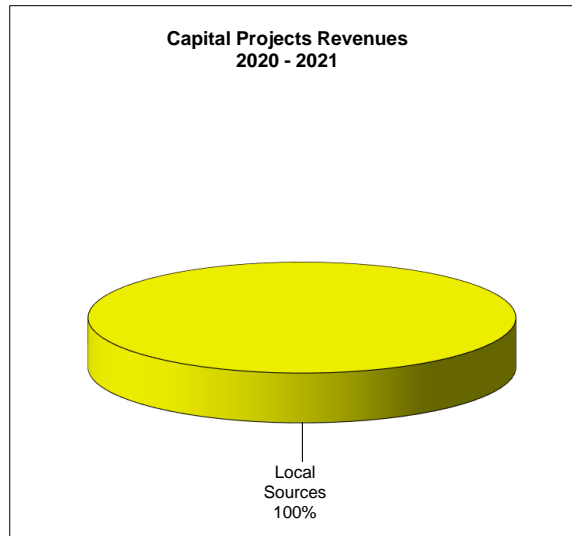
**Harlem Consolidated School District #122  
Treasurer's Report  
2nd Quarter Comparisons**

**Capital Projects**

**REVENUES**

Second Quarter 2020 - 2021		
Annual Budget	Y-T-D Actual	% of Annual Budget
\$ 2,500.00	\$ 1,599.06	64%
\$ -	\$ -	#DIV/0!
\$ 50,000.00	\$ -	0%
<b>Totals</b>	<b>\$ 1,599.06</b>	<b>3%</b>

Second Quarter 2019 - 2020		
Total Year Actuals	Y-T-D Actual	% of FY 20 Actual
\$ 351.72	\$ -	0%
\$ -	\$ -	#DIV/0!
\$ 2,359,156.65	\$ -	0%
<b>Totals</b>	<b>\$ -</b>	<b>0%</b>



No Second Quarter Revenues

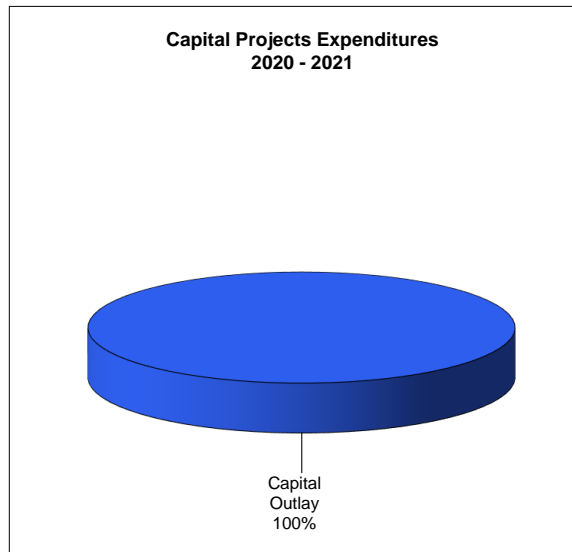
**Harlem Consolidated School District #122  
Treasurer's Report  
2nd Quarter Comparisons**

**Capital Projects**

**EXPENDITURES**

<b>Second Quarter 2020 - 2021</b>			
Annual Budget	Y-T-D Actual	% of Annual Budget	
\$ -	\$ -	#DIV/0!	
\$ -	\$ -	#DIV/0!	
\$ 1,619,811.00	\$ 829,113.49	51%	
\$ -	\$ -	#DIV/0!	
\$ -	\$ -	#DIV/0!	
<b>Totals</b>	<b>\$ 1,619,811.00</b>	<b>\$ 829,113.49</b>	<b>51%</b>

<b>Second Quarter 2019 - 2020</b>			
Total Year Actuals	Y-T-D Actual	% of FY 20 Actual	
\$ -	\$ -	#DIV/0!	
\$ -	\$ -	#DIV/0!	
\$ 641,413.37	\$ -	0%	
\$ -	\$ -	#DIV/0!	
\$ -	\$ -	#DIV/0!	
<b>Totals</b>	<b>\$ 641,413.37</b>	<b>\$ -</b>	<b>0%</b>



No Second Quarter Expenditures

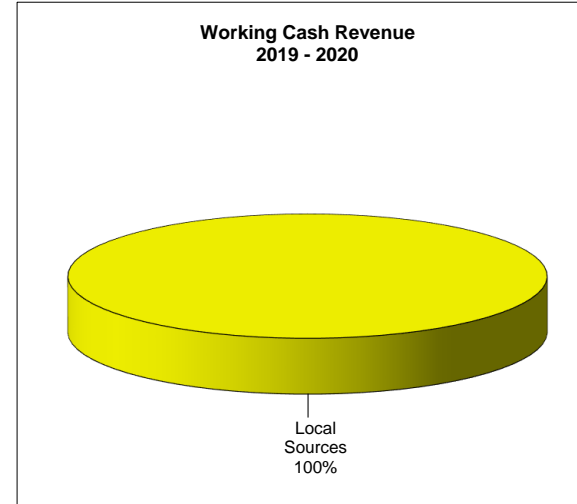
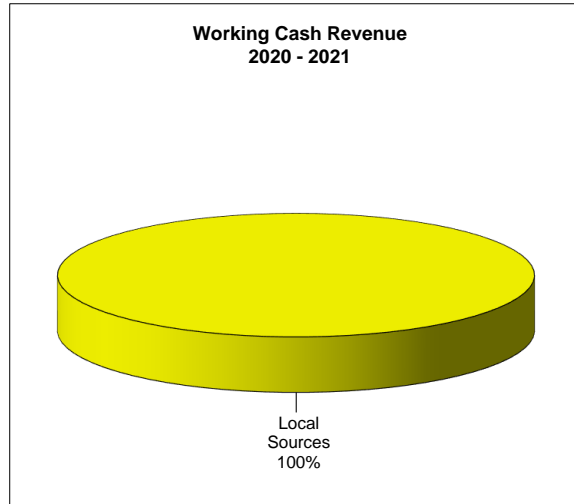
**Harlem Consolidated School District #122  
Treasurer's Report  
2nd Quarter Comparisons**

**WORKING CASH**

**REVENUE**

Second Quarter 2020 - 2021		
Annual Budget	Y-T-D Actual	% of Annual Budget
\$ 6,357.00	\$ 5,906.58	93%
\$ -	\$ -	#DIV/0!
\$ -	\$ -	#DIV/0!
<b>Totals</b>		
\$ 6,357.00	\$ 5,906.58	93%

Second Quarter 2019 - 2020		
Total Year Actuals	Y-T-D Actual	% of FY 20 Actual
\$ 17,433.67	\$ 11,565.80	66%
\$ -	\$ -	#DIV/0!
\$ 2,302,400.65	\$ -	0%
<b>Totals</b>		
\$ 2,319,834.32	\$ 11,565.80	0%



**Harlem Consolidated School District #122  
Treasurer's Report  
2nd Quarter Comparisons**

**WORKING CASH**

**EXPENDITURES**

	<b>Second Quarter 2020 - 2021</b>			<b>Second Quarter 2019 - 2020</b>		
	Annual Budget	Y-T-D Actual	% of Annual Budget	Total Year Actuals	Y-T-D Actual	% of FY 20 Actual
Transfer to Education Fund	\$ -	\$ -	#DIV/0!	\$ -	\$ -	#DIV/0!
Transfer to O&M	\$ -	\$ -	#DIV/0!	\$ 2,302,379.65	\$ -	0%
<b>Totals</b>	<b>\$ -</b>	<b>\$ -</b>	<b>#DIV/0!</b>	<b>\$ 2,302,379.65</b>	<b>\$ -</b>	<b>0%</b>

No Second Quarter Expenditures.

No Second Quarter Expenditures.



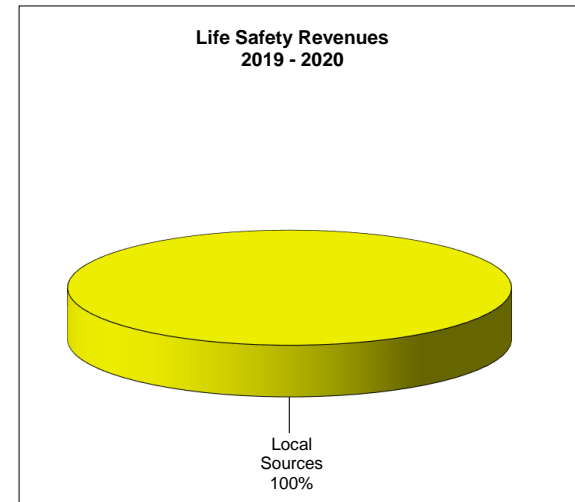
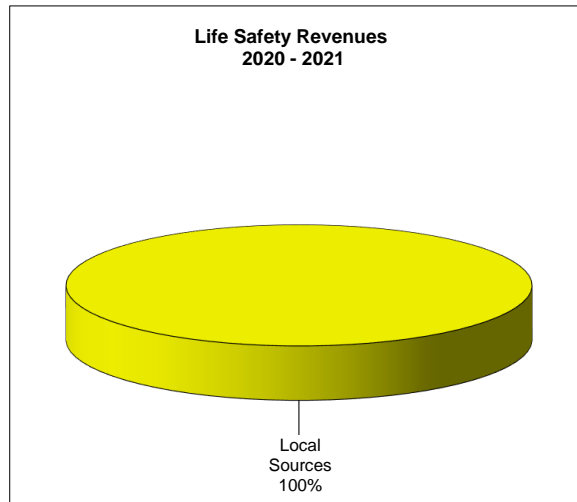
**Harlem Consolidated School District #122  
Treasurer's Report  
2nd Quarter Comparisons**

**LIFE SAFETY**

**REVENUES**

<b>Second Quarter 2020 - 2021</b>		
Annual Budget	Y-T-D Actual	% of Annual Budget
\$ 125,504.00	\$ 124,959.36	100%
\$ -	\$ -	#DIV/0!
\$ -	\$ -	#DIV/0!
<b>Totals</b>	<b>\$ 124,959.36</b>	<b>100%</b>

<b>Second Quarter 2019 - 2020</b>		
Total Year Actuals	Y-T-D Actual	% of FY 20 Actual
\$ 138,564.77	\$ 134,917.63	97%
\$ -	\$ -	#DIV/0!
\$ -	\$ -	#DIV/0!
<b>Totals</b>	<b>\$ 134,917.63</b>	<b>97%</b>



**Harlem Consolidated School District #122  
Treasurer's Report  
2nd Quarter Comparisons**

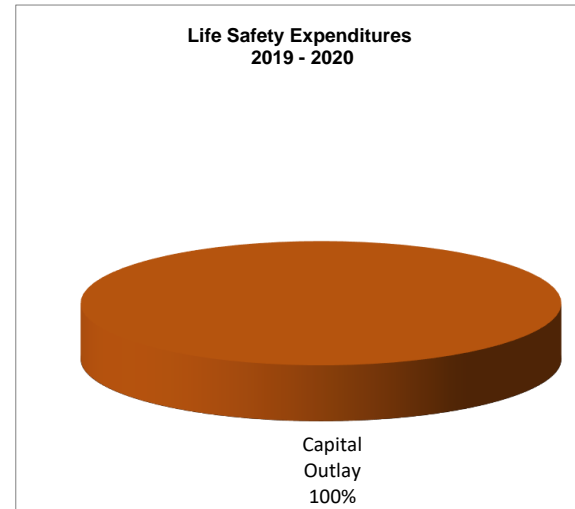
**LIFE SAFETY**

**EXPENDITURES**

Second Quarter 2020 - 2021		
Annual Budget	Y-T-D Actual	% of Annual Budget
\$ -	\$ -	#DIV/0!
\$ -	\$ -	#DIV/0!
\$ 50,000.00	\$ -	0%
\$ -	\$ -	#DIV/0!
<b>Totals</b>		
\$ 50,000.00	\$ -	0%

Second Quarter 2019 - 2020		
Total Year Actuals	Y-T-D Actual	% of FY 20 Actual
\$ -	\$ -	#DIV/0!
\$ -	\$ -	#DIV/0!
\$ 447,928.47	\$ 357,118.47	80%
\$ -	\$ -	#DIV/0!
<b>Totals</b>		
\$ 447,928.47	\$ 357,118.47	80%

No Second Quarter Expenditures.



Revenue and Expenditure Comparison

