


Duluth Public Schools ACT Summary Report Graduating Class of 2015 and Statewide Administration (Grade 11)



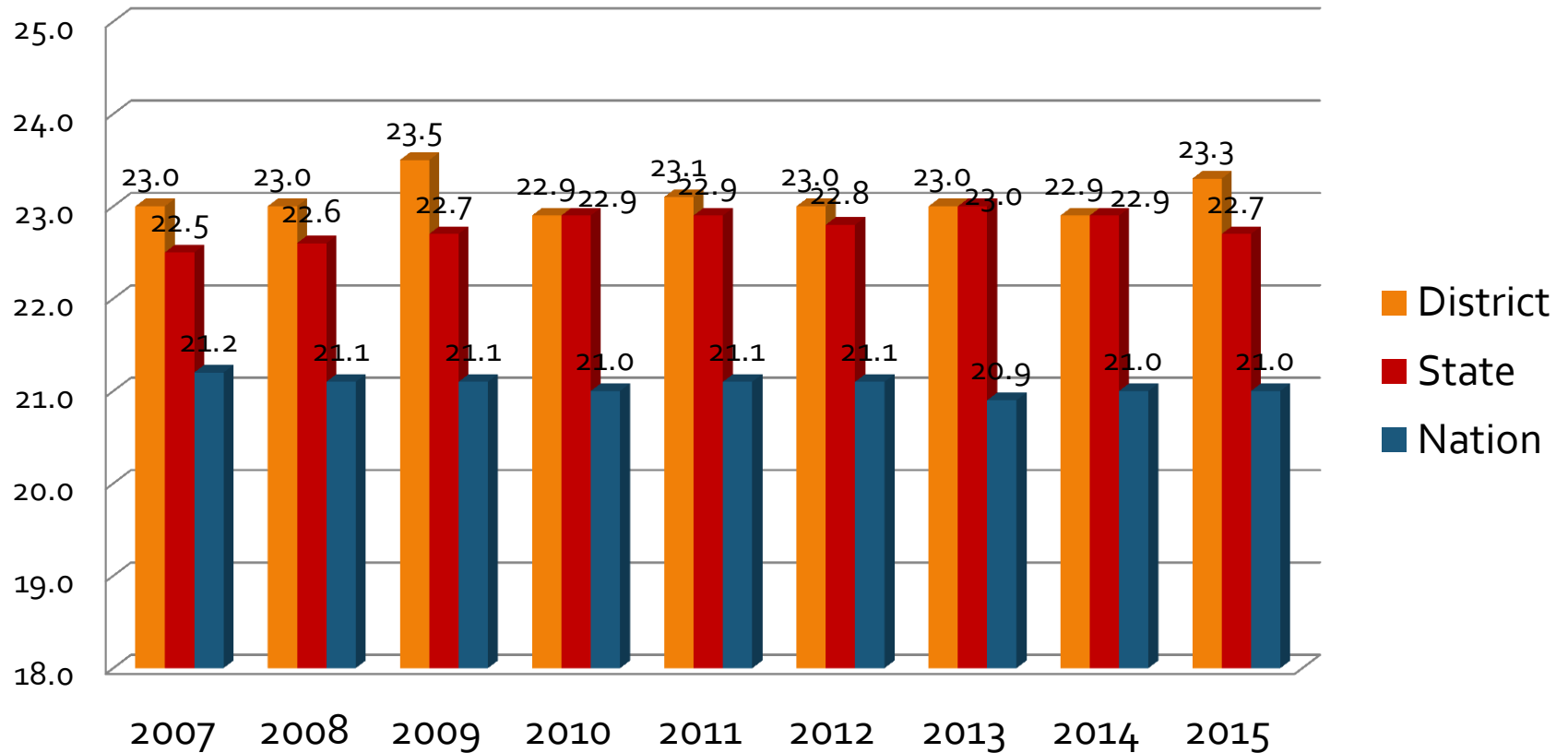
Tawnyea L. Lake, PhD
Director of Assessment and Evaluation

ACT Overview

- Curriculum-based measure that provides a readiness indicator for college-level work
- Tests achievement in 4 areas:
 - English (College English)
 - Math (College Algebra)
 - Reading (College Social Science)
 - Science (College Biology)
- Presentation includes 2 separate data sets: Graduating Class 2015 and all students in Grade 11

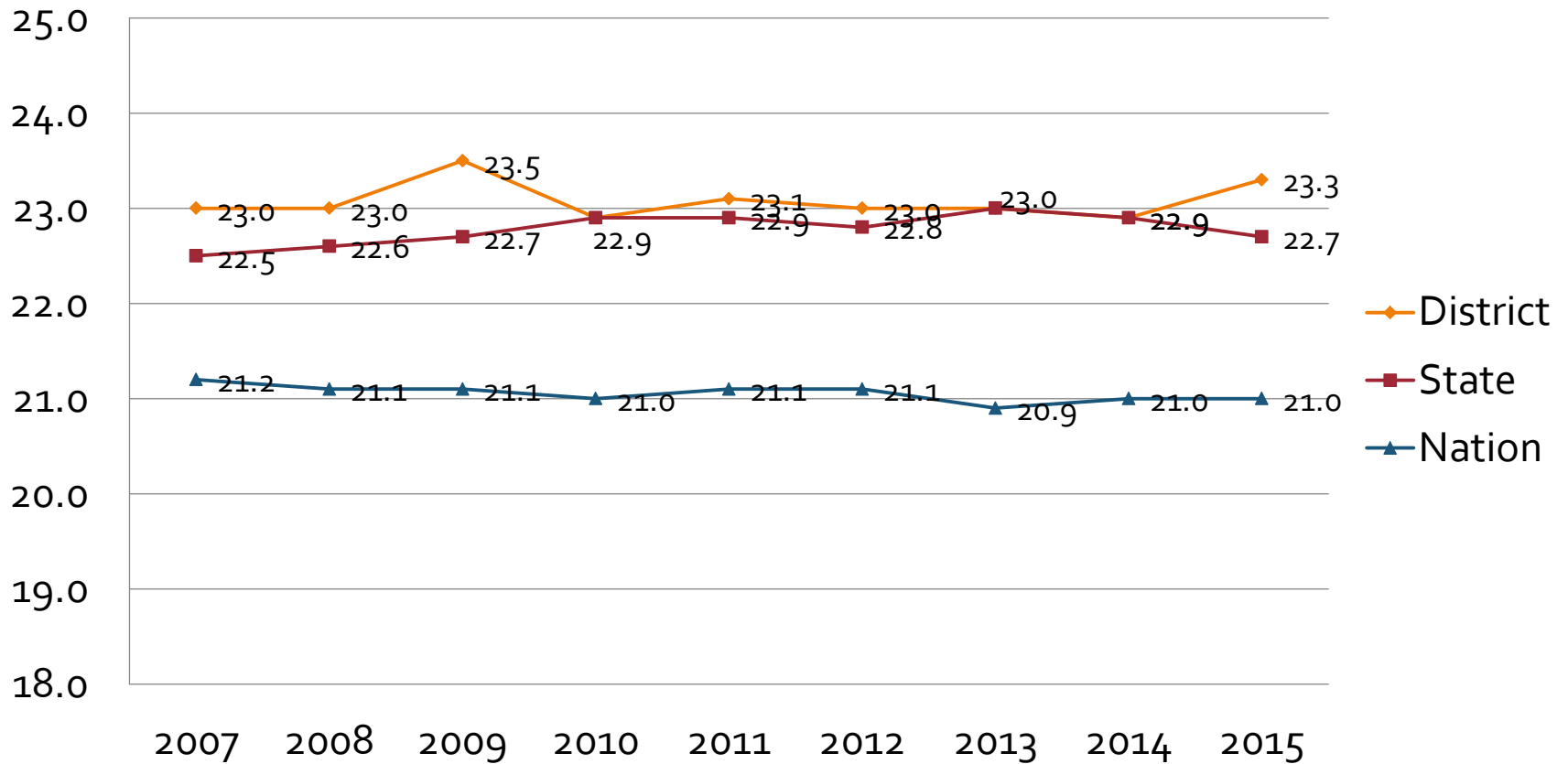
ACT Results – Graduating Class 2015

Composite Scores Over Time



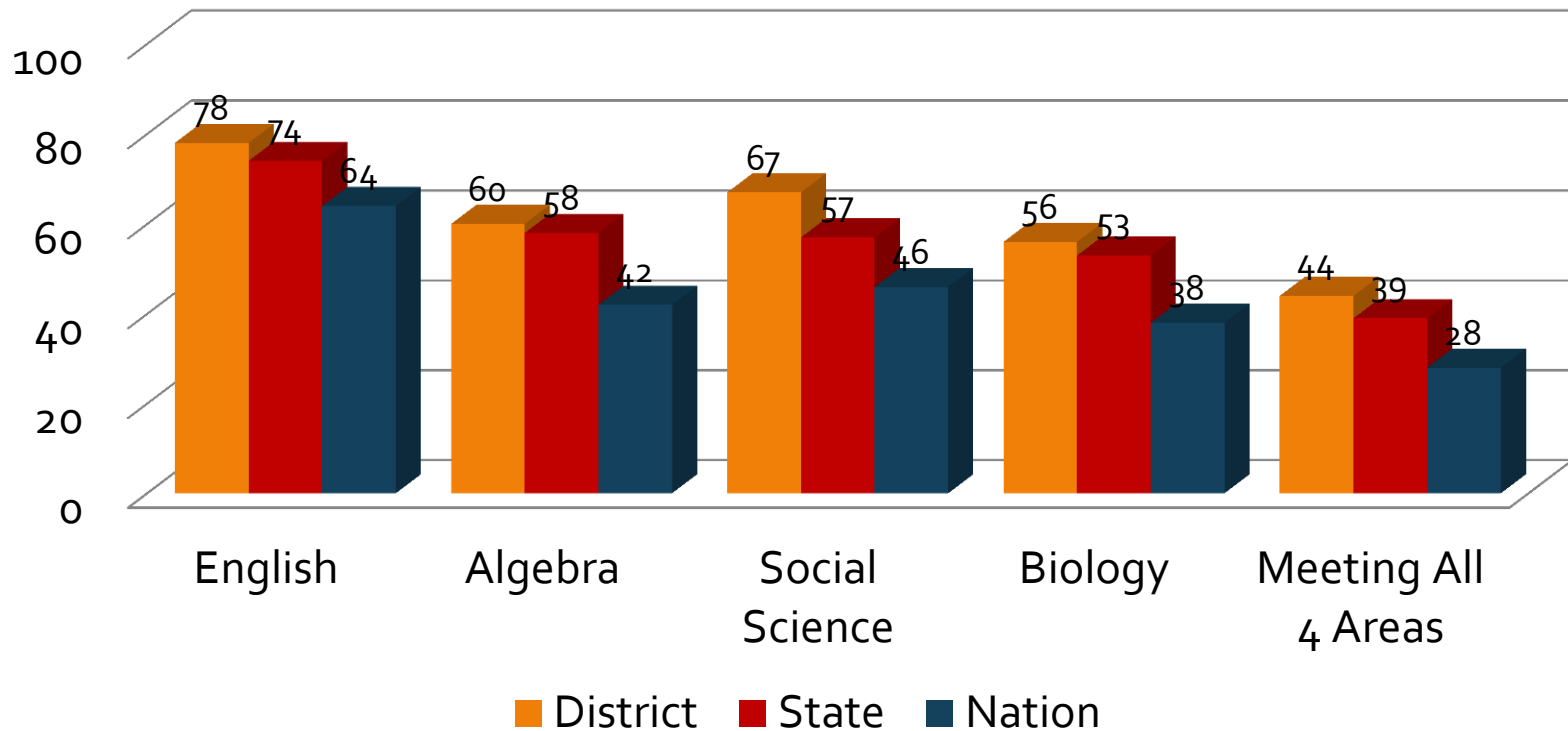
ACT Results – Graduating Class 2015

Composite Scores Over Time - Trends



ACT Results – Graduating Class 2015

Percent of Students Ready for College-Level Coursework



ACT Results – Graduating Class 2015

- Duluth students were well-above the nation and well-above the state in percent of students meeting college readiness benchmarks in:
 - English Composition*
 - College Algebra
 - Social Science*
 - Biology
 - All four areas
- * Denotes areas above the state last year

ACT Results – Graduating Class 2015

- Students of color (especially Black and American Indian students) continue to be under-represented in our results
- Fewer students of color take the ACT than would be expected based on our demographics

**fewer than 10 students

	Percent of Student Population in ISD 709	Number and Percent of Students Who Took ACT
Black/African American	8.7%	3% (13 students)
American Indian/Alaskan Native	6.7%	**
White	80.3%	85% (322 students)
Hispanic/Latino	2.1%	**
Asian	2.3%	**
Two or more races	NA	5% (17 students)
Prefer not to respond/ No response	NA	3% (10 students)

ACT Results – Graduating Class 2015

- Students who take more advanced courses “Core or More” earn substantially higher ACT composite scores
 - Core or More = 4 or more years of English and 3 or more years each of math, social studies, natural science
 - 93% of our 2015 graduating class took “Core or More” (last year 84%)
 - Average ACT score for “Core or More” for Duluth students = 23.6 vs. 20.1
 - Of the Duluth students who reported taking fewer than 3 math courses, 0% were considered college ready

ACT Results

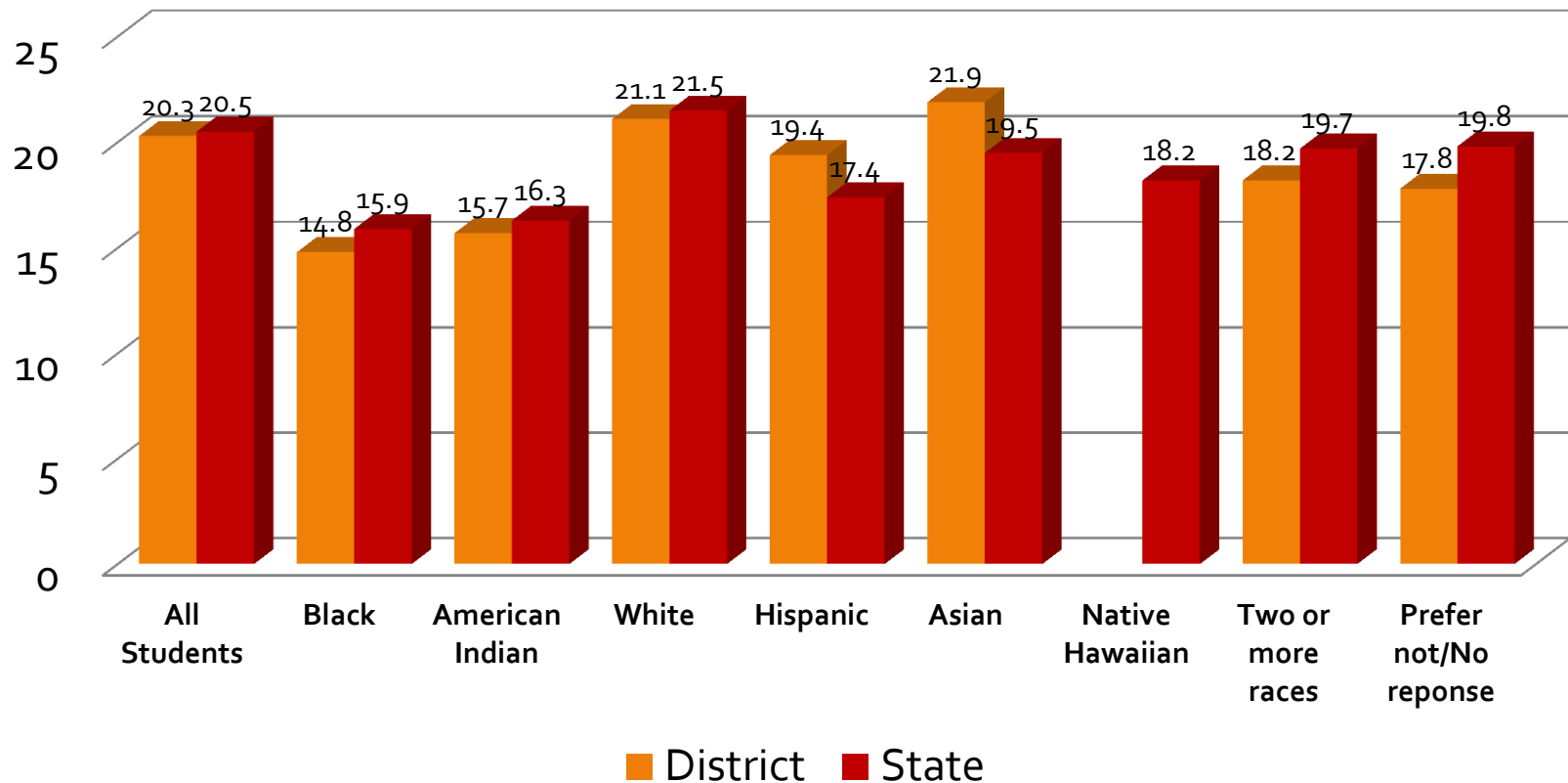
Statewide Administration Grade 11

- First time administered state-wide; no historical data exists for comparison purposes
- A version of this data will be reported again (will be in Graduating Class of 2016 data released in summer)
- Expectation of statewide Grade 11 administration – all students test (including students with disabilities), with the exception of students who qualify for the MTAS
- 669 students took the test in the district; 58,362 state
- Approximately 20 students missed test on first day, all but 7 attended make-up day

ACT Results

Statewide Administration Grade 11

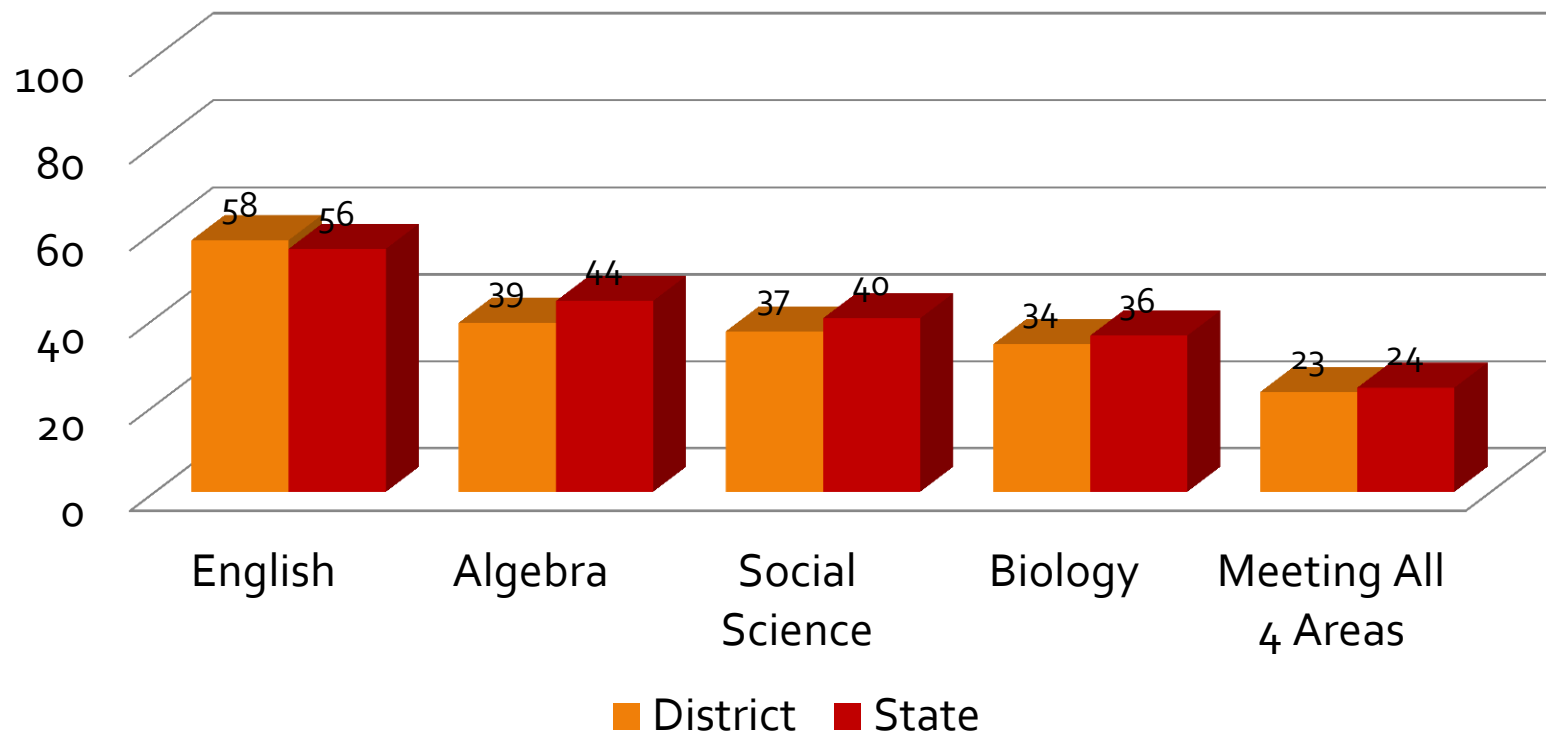
Composite Scores By Ethnicity



ACT Results

Statewide Administration Grade 11

Percent of Students Ready
for College-Level Coursework



ACT Recommendations

- To increase college readiness, ACT recommends the following:
 - Increase access for students to take the ACT
 - Make “core or more” a curriculum focus
 - Make sure the students are taking the right kind of courses early
 - Evaluate/increase the rigor of courses
 - Plan guidance activities based on students’ career and college aspirations

Legislative Update

As a result of WBWF legislation, there is a greater emphasis on college and career readiness

- ACT Plus Writing will continue to be offered to all students in Grade 11 across the state and in our district

However...

- ACT Plus Writing is no longer required for graduation
- MDE is no longer providing ACT Explore (grade 8) or ACT Plan (grade 10)

Questions?

Tawnyea L. Lake, PhD
Director of Assessment, Evaluation,
and Performance

tawnyea.bolme-lake@isd709.org

(218) 336-8700 ext. 1027