













IVHS Trimester Parent Survey






1. I am a _____.			Response Percent	Response Count
Parent			92.9%	13
Student			7.1%	1
Staff Member			0.0%	0
			<i>answered question</i>	14
			<i>skipped question</i>	0

2. Compared to last year: My child enjoys coming to school.			Response Percent	Response Count
Strongly Agree			28.6%	4
Agree			28.6%	4
Neutral			21.4%	3
Disagree			7.1%	1
Strongly Disagree			14.3%	2
Not Applicable			0.0%	0
			<i>answered question</i>	14
			<i>skipped question</i>	0

3. Compared to last year: My child likes his/her schedule.

		Response Percent	Response Count
Strongly Agree		14.3%	2
Agree		35.7%	5
Neutral		21.4%	3
Disagree		21.4%	3
Strongly Disagree		7.1%	1
Not Applicable		0.0%	0
answered question			14
skipped question			0

4. Compared to last year: My child is able to manage his/her workload.

		Response Percent	Response Count
Strongly Agree		14.3%	2
Agree		35.7%	5
Neutral		35.7%	5
Disagree		7.1%	1
Strongly Disagree		7.1%	1
Not Applicable		0.0%	0
answered question			14
skipped question			0

5. Compared to last year: My child is able to balance school and activities.

		Response Percent	Response Count
Strongly Agree		28.6%	4
Agree		28.6%	4
Neutral		14.3%	2
Disagree		14.3%	2
Strongly Disagree		14.3%	2
Not Applicable		0.0%	0
		<i>answered question</i>	14
		<i>skipped question</i>	0