



OREGON AT-A-GLANCE SCHOOL PROFILE

Corbett School



PRINCIPAL: Kathy Childress | GRADES: K-12 | 35800 E Hist Columbia River Hwy, Corbett 97019 | 503-261-4200

Students We Serve




1,028


Student Enrollment

DEMOGRAPHICS


American Indian/Alaska Native




Asian




Black/African American




Hispanic/Latino



Multiracial



Native Hawaiian/Pacific Islander



White



5%

Ever English Learners



18

Languages Spoken

18%

Students with Disabilities

85%

Required Childhood Vaccinations

23%

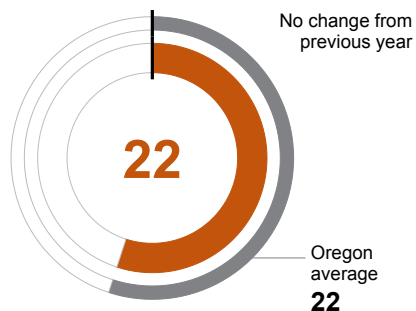
Free/Reduced Price Lunch

*<10 students or data unavailable

School Environment

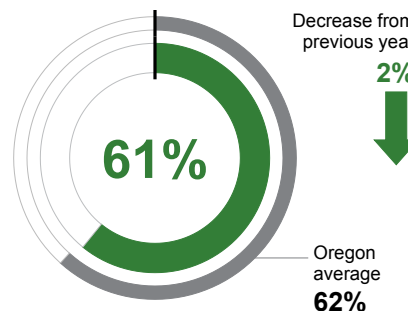
CLASS SIZE

Median size of classes in core subjects.



REGULAR ATTENDERS

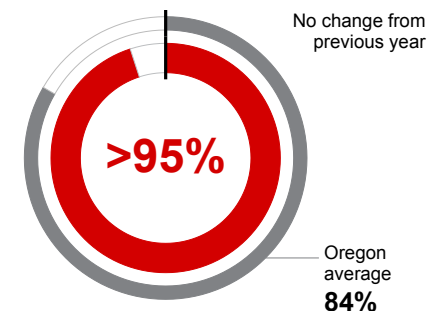
Students who attended more than 90% of their enrolled school days.



Academic Progress

ON-TRACK TO GRADUATE

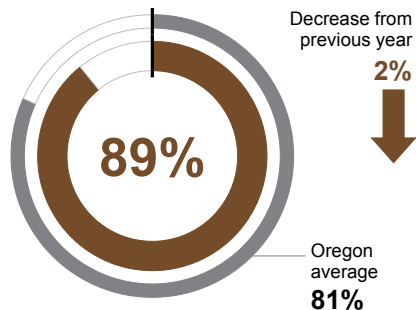
Students earning one-quarter of graduation credits in their 9th grade year.



Academic Success

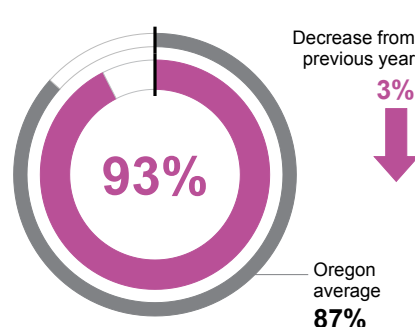
ON-TIME GRADUATION

Students earning a diploma within four years. Cohort includes students who were first-time ninth graders in 2018-19 graduating in 2021-22.



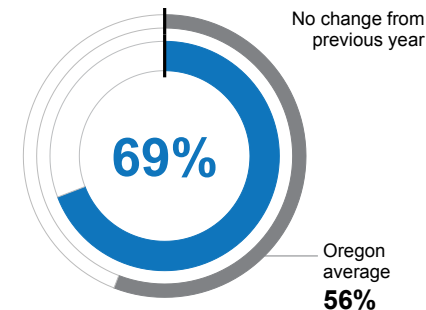
FIVE-YEAR COMPLETION

Students earning a high school diploma or GED within five years. Cohort includes students who were first-time ninth graders in 2017-18 finishing in 2021-22.



COLLEGE GOING

Students enrolling in a two or four year college within 16 months of completing high school in 2020-21. Data from the National Student Clearinghouse.



School Goals

Our priority is to promote social equity for all students as we foster intellectual development and strengthen critical thinking skills to prepare them for college and future careers.

State Goals

The Oregon Department of Education is partnering with school districts and local communities to ensure a 90% on-time, four year graduation rate by 2027. To progress toward this goal, the state will prioritize efforts to improve attendance, provide a well-rounded education, invest in implementing culturally responsive practices, and promote continuous improvement to close opportunity and achievement gaps for historically and currently underserved students.

Safe & Welcoming Environment

Corbett School District strives to create a safe and welcoming environment through a variety of initiatives including: multiage classes, morning meetings, translation/interpretation services as needed, zones of regulated instruction, and increased mental health support through our Student Based Mental Health facility.



OREGON AT-A-GLANCE SCHOOL PROFILE CONTINUED

Corbett School



2022-23

Outcomes

Our Staff (rounded FTE)



53

Teachers



18

Educational assistants



1

Counselors/
Psychologists/
Social Workers



93%

Average teacher retention rate over the past three years



86%

% of licensed teachers with more than 3 years of experience



Yes

Same principal in the last 3 years

	REGULAR ATTENDERS	ON-TRACK TO GRADUATE	ON-TIME GRADUATION
American Indian/Alaska Native	55%	<10 students or data unavailable	<10 students or data unavailable
Asian	<10 students or data unavailable	<10 students or data unavailable	<10 students or data unavailable
Black/African American	<10 students or data unavailable	<10 students or data unavailable	<10 students or data unavailable
Hispanic/Latino	57%	92%	<10 students or data unavailable
Multiracial	60%	<10 students or data unavailable	<10 students or data unavailable
Native Hawaiian/Pacific Islander	<10 students or data unavailable	<10 students or data unavailable	<10 students or data unavailable
White	61%	>95%	85%
Free/Reduced Price Lunch	50%	>95%	93%
Ever English Learner	70%	<10 students or data unavailable	<10 students or data unavailable
Students with Disabilities	53%	>95%	87%
Migrant	<10 students or data unavailable	<10 students or data unavailable	<10 students or data unavailable
Homeless	<10 students or data unavailable	<10 students or data unavailable	<10 students or data unavailable
Students in Foster Care	<10 students or data unavailable	<10 students or data unavailable	<10 students or data unavailable
Military Connected	<10 students or data unavailable	<10 students or data unavailable	Coming in 2023-24
Talented and Gifted	61%	<10 students or data unavailable	<10 students or data unavailable
Female	63%	>95%	86%
Male	59%	>95%	93%
Non-Binary	<10 students or data unavailable	<10 students or data unavailable	<10 students or data unavailable

About Our School

ADVANCED COURSEWORK

AP for All Program (100% of students are able to enroll in AP courses) **Math:** up to B C Calculus, Statistics, and Computer Science; **ELA:** AP Literature and AP Language; **Science:** Chemistry and Physics; **Social Sciences:** AP US History, AP Psychology, Research and Seminar. We also offer multiple dual credit courses through MHCC and a Senior Plus Program.

CAREER & TECHNICAL EDUCATION

College & Career opportunities include: Career exploration opportunities for seniors, Friday college visits, Youth Transition Program for students with disabilities, and lunchtime college information sessions. Career-related learning experiences include: culinary arts, computer science, materials management, and internships.

EXTRACURRICULAR ACTIVITIES

Academic extracurricular opportunities include: National Honor Society and grade/middle school math clubs. School sponsored clubs (e.g.): High school service clubs include Key Club and GSA, K-12 drama club, and middle/high school travel clubs. Sports information can be found at <https://corbett.bigteams.com/>

PARENT & COMMUNITY ENGAGEMENT

Corbett School District hosts a variety of events designed to encourage community and parental engagement including a community open house, monthly principal chats, family nights, and end of unit celebrations.

Parents are also encouraged to become involved directly in the school and/or classrooms through the PTA, volunteer opportunities, chaperone opportunities, and the district site council.