

## CONFIDENTIAL REPORT

The data is masked for confidentiality requirements. However, 33% of test-takers successfully passed their End-of-Course (EOC) assessments, during the June 2025 administration. The students that were not successful will have additional tutoring and re-test opportunities, until they are successful.

### Group Summary: Performance Levels: STAAR EOC, Summer 2025, STAAR, Algebra I

Organization	Administration	STAAR					
		Tests Taken	Average Scale Score	Performance Levels			
				Did Not Meet	Approaches and Above	Meets and Above	Masters
STATE	Summer 2025	38,392	3519	57% 21,884 Tests	43% 16,508 Tests	4% 1,649 Tests	1% 515 Tests
REG 11 EDUCATION SERVICE CENTER	Summer 2025	3,072	3523	57% 1,761 Tests	43% 1,311 Tests	4% 136 Tests	1% 40 Tests
MILLSAP H S	Summer 2025	5	3397	60% 3 Tests	40% 2 Tests	0% 0 Tests	0% 0 Tests

### Group Summary: Performance Levels: STAAR EOC, Summer 2025, STAAR, Biology

Organization	Administration	STAAR					
		Tests Taken	Average Scale Score	Performance Levels			
				Did Not Meet	Approaches and Above	Meets and Above	Masters
STATE	Summer 2025	12,681	3615	48% 6,038 Tests	52% 6,643 Tests	7% 948 Tests	2% 254 Tests
REG 11 EDUCATION SERVICE CENTER	Summer 2025	807	3607	50% 407 Tests	50% 400 Tests	8% 61 Tests	2% 16 Tests
MILLSAP H S	Summer 2025	2	—	—	—	—	—

— No data reported for fewer than 5 students.

\*Data with less than 5 students is masked to ensure [FERPA] student confidentiality.

## CONFIDENTIAL REPORT

### Group Summary: Performance Levels: STAAR EOC, Summer 2025, STAAR, English I

Organization	Administration	STAAR					
		Tests Taken	Average Scale Score	Performance Levels			
				Did Not Meet	Approaches and Above	Meets and Above	Masters
STATE	Summer 2025	53,845	3582	74% 39,944 Tests	26% 13,901 Tests	8% 4,359 Tests	0% 134 Tests
REG 11 EDUCATION SERVICE CENTER	Summer 2025	3,889	3587	74% 2,864 Tests	26% 1,025 Tests	8% 327 Tests	0% 9 Tests
MILLSAP H S	Summer 2025	9	3636	67% 6 Tests	33% 3 Tests	0% 0 Tests	0% 0 Tests




### Group Summary: Performance Levels: STAAR EOC, Summer 2025, STAAR, English II

Organization	Administration	STAAR					
		Tests Taken	Average Scale Score	Performance Levels			
				Did Not Meet	Approaches and Above	Meets and Above	Masters
STATE	Summer 2025	39,622	3595	75% 29,549 Tests	25% 10,073 Tests	8% 3,111 Tests	0% 77 Tests
REG 11 EDUCATION SERVICE CENTER	Summer 2025	2,921	3606	74% 2,164 Tests	26% 757 Tests	8% 236 Tests	0% 9 Tests
MILLSAP H S	Summer 2025	8	3486	88% 7 Tests	13% 1 Test	0% 0 Tests	0% 0 Tests

\*Data with less than 5 students is masked to ensure [FERPA] student confidentiality.

## CONFIDENTIAL REPORT

### Group Summary: Performance Levels: STAAR EOC, Summer 2025, STAAR, U.S. History

Organization	Administration	STAAR					
		Tests Taken	Average Scale Score	Performance Levels			
				Did Not Meet	Approaches and Above	Meets and Above	Masters
 STATE	Summer 2025	8,809	3748	35% 3,049 Tests	65% 5,760 Tests	20% 1,737 Tests	9% 765 Tests
 REG 11 EDUCATION SERVICE CENTER	Summer 2025	557	3735	35% 195 Tests	65% 362 Tests	18% 103 Tests	7% 40 Tests
 MILLSAP H S	Summer 2025	3	—	—	—	—	—

— No data reported for fewer than 5 students.

\*Data with less than 5 students is masked to ensure [FERPA] student confidentiality.