





**Unit: Internet Safety** (Week 5, 1 Week)  


**Stage 1: Identify Desired Results**

Standards Goals

Essential Questions

- What is safety?
- What is safety on the Internet?
- How can people keep themselves safe?

Content

- ebook:  
 popups on the internet
- Video:  <http://Routers> Birthday Surprise
- Easy to remember safety rules
  - Age appropriate explanations
- Video [LearnWithClicky/ThePasswordRap](#)
- - - individual safety on the net
- My Rules for Internet Safety

Skills

- Identify UYN “Use Your Netsmartz”
- Compare/contrast safe and unsafe examples wth Primary attachment 1
- Password safety

**Stage 2: Determine Acceptable Evidence**

[Assessments](#)

- Summative: Selected Response
- What Rule is it Anyway? Attachment 2
- Have rules posted - students tell you what rule to follow after you have read a risk or situation - Have them read aloud the rule to follow.
- Know that UYN stands for Use Your NetSmartz.

**Stage 3: Plan Learning Experiences and Instruction**

Strategies for Differentiation

Read and discuss pledge sheet aloud.

Resources

- [www.netsmartzkids.org](http://www.netsmartzkids.org) **popups**
- [NetSmartzKids.org/ebook](http://NetSmartzKids.org/ebook) and password rap
- Printed copy of Possible Online situations
- Webville Outlaws/ Multiple Choice worksheet-

	Primary attachment 1 Power Point covering the ISD 877's Acceptable Use Policy. Pledge sheet for signing by student and parent from <a href="http://www.NetSmartzKids.org">www.NetSmartzKids.org</a>
--	---

Last Updated: Friday, October 5, 2012, 6:49AM

Atlas Version 7.2.6

© [Rubicon International](http://RubiconInternational.com) 2012. All rights reserved

