

Walkthrough Analysis

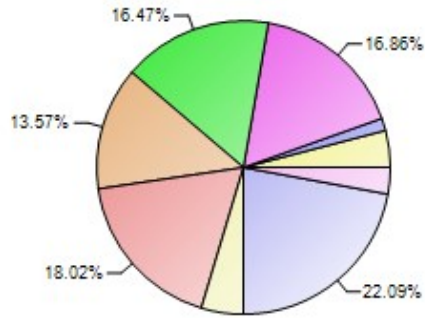
Report Date: 6/6/2016 2:59:02 PM

Title: Stephenville ISD Walkthrough

Walkthroughs: 655

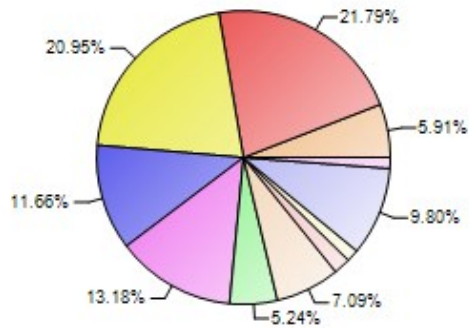
Staff Members: 178

Subject



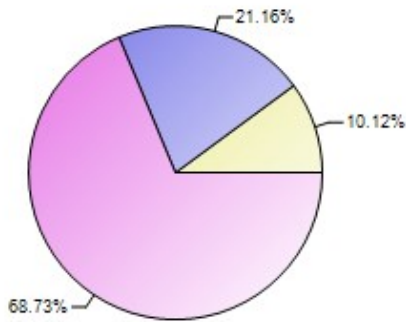
Question	Counts	Percentage
Computer	15	2.91%
ELA	114	22.09%
Fine Arts	24	4.65%
Math	93	18.02%
Reading	70	13.57%
Science	85	16.47%
Social Studies	87	16.86%
Spanish	7	1.36%
Writing	21	4.07%
Total	516	100.00%

Grade



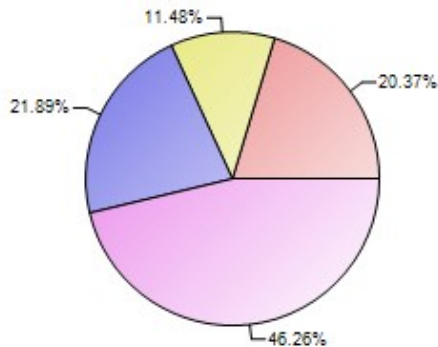
Question	Counts	Percentage
PreK	7	1.18%
K	58	9.80%
1	8	1.35%
2	11	1.86%
3	42	7.09%
4	31	5.24%
5	78	13.18%
6	69	11.66%
7	124	20.95%
8	129	21.79%
9 - 12	35	5.91%
Total	592	100.01%

Framing the Lesson



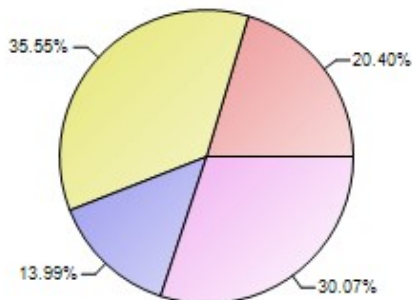
Question	Counts	Percentage
Objective clear, concise and posted in student friendly language (TEKS - Student Expectation)	523	68.73%
Expectations are clearly evident to all students at beginning of tasks or projects (rubrics, models, checklists, etc.)	161	21.16%
Lesson summary and closure includes students demonstrating learning of concept/skill	77	10.12%
Total	761	100.01%

Working in the Power Zone - Proximity to Students



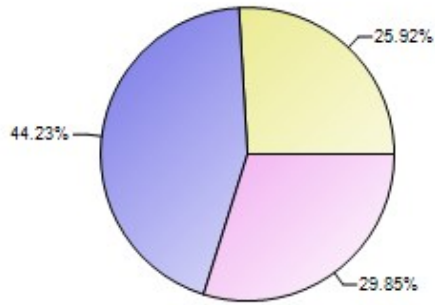
Question	Counts	Percentage
Power Zone - Circulating classroom and providing feedback to students	427	46.26%
Lecture/Notes - Whole Group	202	21.89%
Instructor at Work Area/Desk	106	11.48%
Instructor monitoring or providing feedback Small Groups - Individuals	188	20.37%
Total	923	100.00%

Frequent Small Group, Purposeful Talk about the Learning



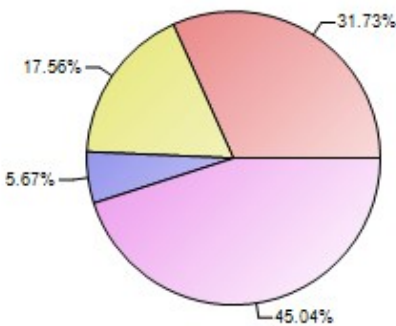
Question	Counts	Percentage
Students are encouraged to collaborate and talk with peers about learning objective	258	30.07%
Students actively participate in small group discussions to make connections, transform or extend, or create, and solve problems connected to learning objectives	120	13.99%
Culture promotes open discussions and collaborative learning in a safe environment	305	35.55%
Questioning elicits thoughtful responses (beyond yes and no - evidence/connections)	175	20.40%
Total	858	100.01%

Recognize and Reinforce



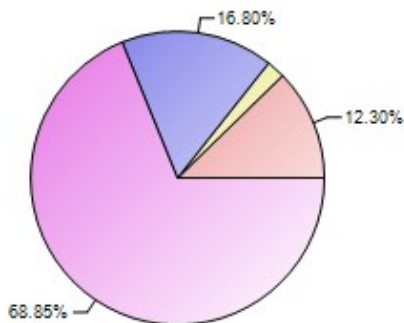
Question	Counts	Percentage
Reinforce positive behaviors (bringing attention to behaviors wanted)	251	29.85%
Recognize and Reinforce Academic Work and Effort	372	44.23%
Recognitions of Structures and Routines are followed that allow for maximized engagement/learning bell to bell	218	25.92%
Total	841	100.00%

Write/Learn Critically



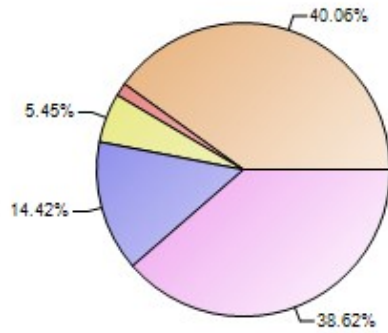
Question	Counts	Percentage
Students write making connections, transforming thought and authenticity/validity	159	45.04%
Students are Researching - Skype, virtual and real field trips, experts, etc.	20	5.67%
Students are writing critically for intended purpose and audience across contents	62	17.56%
Higher Order Thinking: analysis, synthesis, evaluation within context of writing/learning	112	31.73%
Total	353	100.00%

Level of Student Engagement



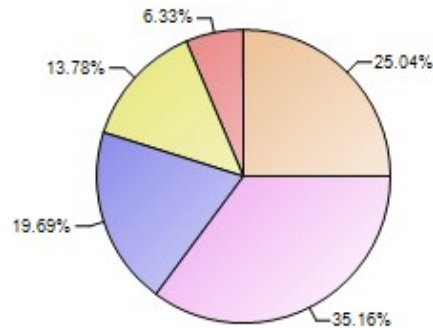
Question	Counts	Percentage
Authentically on Task	504	68.85%
Passive/Compliant	123	16.80%
Disengaged/Disruptive	15	2.05%
Students are making connections to Real World issues, problems, applications, and creating solutions or new designs	90	12.30%
Total	732	100.00%

Technology Integration Level



Question	Counts	Percentage
Substitution: Performing the same task as done before the technology was available (i.e., use Google Earth instead of an atlas to locate a place)	241	38.62%
Augmentation: Technology tools used as an effective tool to perform common tasks (i.e. use Google Earth rulers to measure the distance between two places)	90	14.42%
Modification: Technology allows for significant task redesign (i.e., use Google Earth layers, such as panoramic and 360 cities, to research locations)	34	5.45%
Redefinition: Technology allows for new tasks that were previously inconceivable (i.e., create a narrated Google Earth guided tour and share this online with multiple audiences)	9	1.44%
No technology integration observed	250	40.06%
Total	624	99.99%

Strategies



Question	Counts	Percentage
Multiple strategies/approaches are modeled and encouraged	250	35.16%
Tasks are designed with different multiple points of access for all students with varying academic levels	140	19.69%
Students are creating, discovering, designing	98	13.78%
Students are making their own CHOICES on how to present information to demonstrate learning	45	6.33%
High expectations with support structures/guidelines provided during class time for independent or group work	178	25.04%
Total	711	100.00%

Campuses:

Administration, Central Elementary, Chamberlin Elementary, Facilitator Team, Gilbert Intermediate, Henderson Junior High, High School, Hook Elementary

Teachers:

VICKIE AMOS, KIM ARPIN, RYAN BEST, JEFFREY BIRCHFIELD, PAMELA BLOEMHOF, SHEA BLOEMHOF, TANNER BLOEMHOF, SARAH BOYD, REBECCA BRAY, JULIE BRINKLEY, ANGEL BROOKS, BILL BROOKS, DONNIE BRYANT, BRENDA BURKS, JEREMIAH BUTCHEE, JULIE BUTCHEE, KRISSEY BYRD, VENUS CARLSON, LYNN CARROLL, KRISTOL CARTER, SABRINA CARTER, WILLIAM CARTER, PAIGE CASTLEBERRY, DORIS CERVANTES, STEPHANIE CHILDS, BETSY CHOATE, MARA CHRISTIAN, RYAN CLARKE, PATRICIA CLEMMER, BOBBY CLEVINGER, WENDY COCKERELL, EMILY COFFEE, KIMBERLY CONLEE, CHRISTOPHER CONWAY, JESSICA COWAN, JENNIFER COZART, MARLA CRIM, JACOB DALEIDEN, KARIN DALEIDEN, HEIDI DAUGHERTY, SHANNON DEVIVO, SHERI DRURY, KELLY EAKIN, KAY EDWARDS, JERRY ESQUIVEL, MARTHA ESQUIVEL, RACHEL ESQUIVEL, MATTHEW ETTERS, SHARI FARROW, CHAYDEN FEIST, KEVIN FERGUSON, JENNY FOREMAN, LINDSEY FOWLER, OLGA FREEMAN, DEE FRITTS, GINA GAINES, ROLAN GARCIA, LAUREN GERHARDT, DIANA GIBSON, TISHA GRAY, TRACI GRIMES, KILEY HALEY, CASEY HAMILTON, DANA HARP, JOHN HARRELL, AMANDA HARRIS, JAN HAYES, JENNA HAYES, LANDI HAYNES, JULIA HERNANDEZ, REBECCA HODGES, HOLLY HUBBARD, SHAWNA ISBELL, KIM JENSCHKE, JULIO JIMENEZ, DAPHNE JONES, GINGER JONES, PAMELA JONES, KIMBERLY KAISER, CORTNEY KEMP, LESLIE KILLINGSWORTH, ROBIN KIMBROUGH, JOSEPH KIMPLE, BRITTNEY KOSTECKA, SUMMER LANGFORD, JODI LARNER, AMBER LASATER, AMBER LEMONS, NIKKI LIGHT, RACHEL MABRY, AMY MAHAN, EDDI MARKS, LAURA MARQUEZ, CHERIE MARTIN, KRISTI MAYES, RUSSELL MAYES, ALLEN MAYS, KRISTINA MCCLEERY, KIMBERLIE MCGARVEY, KELLI MCKINZIE, KELLY MCLEROY, KATHY MCNEILLIE, LIZ MEIRON, RONDA MONSON, KELLY MONTIETH, CODY MOORE, DEANA MOORE, ANNETTE NATION, JAN NIX, JONATHAN NORMAND, VANESSA OAKLEY, MELISSA PARKS, CARMEN PARSON, MICA PARSONS, BLAZE PENDLETON, BRENDA PEREZ, KRISTOPHER PETIT, LAURIE POINDEXTER, JUANITA POLASEK, KRISTY POLK, MICHELE PONDER, MINDY POPE, KANDICE PRESCOTT, SUSAN PRIEST, APRIL PROFFITT, JOYLYN RAINEY, STEVEN RAINS, CASSANDRA REYNOLDS, KELLI ROBERSON, STACY ROEMING, LISA ROSE, JANET RUIZ, BRIAN SALGE, JENNIFER SALINAS, AMALIA SANCHEZ, SHELLY SAUNDERS, MISTI SCHULZ, LISE SCHWARTZKOPF, GOLDIE SCOTT, SONYA SEGURA, SUSAN SHAW, LYNN SHEETS, RICKY SHERROD, KIM SINGLETON, KATHY SLEMMONS, KIM SMITH, ROSA SOTO, LISA SPENCE, AMANDA STANFIELD, DEBRA STASEY, AMY STEPHENS, MECCA STEPHENS, ANNETTE STORRS, AMANDA SWATSELL, JUSTIN SWENSON, KARTER SWENSON, ARIELLE SWORD, CRYSTAL TARPLEY, DELAINA TAYLOR, JAMIE TAYLOR, REBECCA THOMAS, SHELLEY THOMAS, ALETHEIA THORNTON, RACHEL TRUSS, CATHY TUCKER, ALYSSA VAN ZANDT, RENATA VANDERBURG, NUVIA VELAZQUEZ, NOLAN VOSBURG, JILL WALKER, VICKIE WALKER, CURISSA WATKINS, GEORGIA WEIL, LISA WEST, JANNA WHITEHEAD, LANA WHITELEY, KAREN WILSON, BRAD WISENER

Appraisers:

STEPHANIE ATCHLEY, RACHEL CARTER, JARED DUNCUM, RENEE GOODWIN, NEIDA GRIFFIN, RAEGAN HALL, KATHY HAYNES, MARY LAIGLE, KELLY MAGIN, DARESA RHINE, JENNIFER RYAN, JENNIFER SALLYARDS, BRIAN SANDERS, VICTOR SAUCEDA, STEPHANIE TRAWEEK, MATT UNDERWOOD, SHELBY WOMACK

Search Criteria:

Dates: 8/24/2015 to 5/27/2016

Campuses: Administration, Athletic Director, Business Office, Central Elementary, Chamberlin Elementary, Child Nutrition, Facilitator Team, Gilbert Intermediate, Henderson Junior High, High School, Hook Elementary, Human Resources, Inactive, Instructional Directors, Maintenance, Operational Directors, Principals, Special Education, Substitutes, Supervisors, Technology, Transportation

Positions: Any

Grade Levels: Any

Subjects: Any

District Groups: Any