

	A	B	C	D	E	F	G	H	I
1	MINEOLA INDEPENDENT SCHOOL DISTRICT								
2	2015-2016 BUDGET								
3	AS OF 4/30/16								
4									
5									
6									
7	GENERAL FUND								
8	FUND 199				BUDGETED	EXPENDED	ENCUMBERED/	BALANCE	
9						ACCRUED			
10	<i>00-NO FUNCTION</i>								
11									
12	TRANSFER OUT				0.00	0.00	0.00	0.00	
13									
14	<i>11-INSTRUCTION</i>								
15									
16	PAYROLL				7,172,542.00	3,873,212.54	1,025,957.29	2,273,372.17	
17	TOTAL				7,172,542.00	3,873,212.54	1,025,957.29	2,273,372.17	
18									
19	FINGERPRINTING-HS				0.00	0.00	0.00	0.00	
20	FINGERPRINTING-MS				0.00	0.00	0.00	0.00	
21	FINGERPRINTING-PS				0.00	94.90	0.00	(94.90)	
22	FINGERPRINTING-ES				0.00	0.00	0.00	0.00	
23	CONT SERV-CIS-HS				0.00	0.00	0.00	0.00	
24	STUDENT TUTION-HS				35,700.00	10,541.00	0.00	25,159.00	
25	COMPUTER AND COPIER REPAIR/MAINT-HS				5,500.00	4,125.00	300.00	1,075.00	
26	COMPUTER AND COPIER REPAIR/MAINT-MS				5,500.00	4,000.00	0.00	1,500.00	
27	COMPUTER AND COPIER REPAIR/MAINT-PS				5,500.00	4,329.00	0.00	1,171.00	
28	COMPUTER AND COPIER REPAIR/MAINT-ES				5,500.00	4,000.00	0.00	1,500.00	
29	GENERAL REPAIR-HS				4,425.00	0.00	0.00	4,425.00	
30	CONTRACTED SERVICE-DRAMA				0.00	0.00	0.00	0.00	
31	BAND INSTRUMENT REPAIR-HS				6,000.00	1,986.55	79.50	3,933.95	
32	BAND INSTRUMENT REPAIR-MS				3,500.00	1,200.20	109.00	2,190.80	
33	REPAIR-HS-SCIENCE				0.00	0.00	0.00	0.00	
34	REPAIR-MS-SCIENCE				0.00	0.00	0.00	0.00	
35	PHOTOGRAPHY REPAIR/MAINT-HS				0.00	0.00	0.00	0.00	
36	REPAIR-CAREER & TECH-HS				0.00	0.00	0.00	0.00	
37	VO AG-MAINT-HS				1,000.00	419.10	0.00	580.90	
38	HOMEMAKING MAINT-HS				700.00	0.00	0.00	700.00	
39	AUTO MECH MAINT-HS				1,050.00	1,023.48	0.00	26.52	
40	LEASE/RENTAL-VOC AG				0.00	0.00	0.00	0.00	
41	LEASE/RENTAL-AUTO MECHANICS				75.00	75.00	0.00	0.00	
42	REPAIR-MS-SP ED				0.00	0.00	0.00	0.00	
43	RENTAL DRIVER'S ED-HS				0.00	0.00	0.00	0.00	
44	CONT-SERV-COMPUTERS-HS				6,000.00	5,507.42	323.61	168.97	
45	CONT SERV-COMPUTERS-HS C/T				0.00	0.00	0.00	0.00	
46	CONT SERV-COMPUTERS-HS ALLOTMENT				39,750.00	8,428.00	0.00	31,322.00	
47	CONT-SERV-COMPUTERS-HS-ESL				0.00	0.00	0.00	0.00	
48	CONT SERV-COMPUTERS-MS				15,000.00	3,722.42	899.61	10,377.97	
49	CONT SERV-COMPUTERS-MS-ST COMP				0.00	0.00	0.00	0.00	
50	CONT SERV-COMPUTERS-MS-ESL				0.00	0.00	0.00	0.00	

	A	B	C	D	E	F	G	H	I
51	CONT SERV-COMPUTERS-PS					15,000.00	5,276.25	323.61	9,400.14
52	CONT SERV-COMPUTERS-PS ESL					0.00	0.00	0.00	0.00
53	CONT SERV-COMPUTERS-PS-ST COMP					0.00	0.00	0.00	0.00
54	CONT SERV-COMPUTERS- ES					6,560.00	3,723.91	323.60	2,512.49
55	CONT SERV-COMPUTERS-ES-ESL					0.00	0.00	0.00	0.00
56	CONT SERV-COMPUTERS-ES-ST COMP					0.00	0.00	0.00	0.00
57	CONT SERV-TECHNOLOGY-HS					2,500.00	450.00	954.98	1,095.02
58	CONT SERV-TECHNOLOGY-MS					2,500.00	0.00	879.98	1,620.02
59	CONT SERV-TECHNOLOGY-PS					2,500.00	0.00	150.00	2,350.00
60	CONT SERV-TECHNOLOGY-ES					2,500.00	0.00	0.00	2,500.00
61	TOTAL					166,760.00	58,902.23	4,343.89	103,513.88
62									
63	INST SUPPLIES-HS					14,000.00	6,871.64	3,000.00	4,128.36
64	INST SUPPLIES-HS-G/T					0.00	0.00	0.00	0.00
65	INST SUPPLIES-HS-ESL					300.00	0.00	282.00	18.00
66	INST SUPPLIES-HS-ST COMP					1,300.00	387.07	175.00	737.93
67	INST SUPPLIES-HS-ENTENDED DAY					200.00	102.29	97.71	0.00
68	INST SUPPLIES-HS ALLOTMENT					2,000.00	0.00	0.00	2,000.00
69	INST SUPPLIES-MS					12,500.00	7,442.94	4,520.76	536.30
70	INST SUPPLIES-MS-G/T					1,600.00	1,491.84	0.00	108.16
71	INST SUPPLIES-MS-ESL					413.08	407.76	0.00	5.32
72	INST SUPPLIES-MS-ST COMP					1,500.00	914.02	515.00	70.98
73	INST SUPPLIES-MS-EXTENDED DAY					150.00	144.66	0.00	5.34
74	INST SUPPLIES-PS					15,000.00	9,291.39	3,040.00	2,668.61
75	INST SUPPLIES-PS-G/T					500.00	494.63	0.00	5.37
76	INST SUPPLIES-PS-ESL					500.00	205.63	0.00	294.37
77	INST SUPPLIES-PS-ST COMP					0.00	0.00	0.00	0.00
78	INST SUPPLIES-PS-AFTER SCHOOL					0.00	0.00	0.00	0.00
79	INST SUPPLIES-ES					18,000.00	5,208.77	3,562.30	9,228.93
80	INST SUPPLIES-ES-G/T					400.00	141.18	0.00	258.82
81	INST SUPPLIES-ES-ESL					300.00	250.02	0.00	49.98
82	INST SUPPLIES-ES-ST COMP					2,000.00	446.92	0.00	1,553.08
83	INST SUPPLIES-ES-AFTER SCHOOL					1,000.00	71.76	500.00	428.24
84	IST SUPPLIES-CURRICULUM-ES					0.00	0.00	0.00	0.00
85	SUPPLIES-DISTRICT					0.00	0.00	0.00	0.00
86	GENERAL SUPPLIES-HS					7,400.00	0.00	0.00	7,400.00
87	GENERAL SUPPLIES-MS					3,782.91	0.00	0.00	3,782.91
88	GENERAL SUPPLIES-PS					4,600.00	0.00	0.00	4,600.00
89	GENERAL SUPPLIES-ES					4,500.00	0.00	0.00	4,500.00
90	ENGLISH-HS					1,600.00	415.73	1,181.51	2.76
91	ENGLISH-MS					2,800.00	914.27	468.99	1,416.74
92	SPEECH-HS					150.00	0.00	0.00	150.00
93	SPEECH-MS					0.00	0.00	0.00	0.00
94	JOURNALISM-HS					1,000.00	300.00	0.00	700.00
95	JOURNALISM-MS					0.00	0.00	0.00	0.00
96	DRAMA-HS					4,000.00	3,054.55	404.86	540.59
97	DRAMA-MS					375.06	185.06	190.00	0.00
98	READING-MS					250.00	0.00	0.00	250.00
99	SPANISH-HS					200.00	0.00	0.00	200.00

	A	B	C	D	E	F	G	H	I
100	BAND-HS					8,000.00	7,037.87	278.39	683.74
101	CHOIR-HS					1,000.00	727.29	0.00	272.71
102	BAND-MS					5,000.00	3,612.33	253.58	1,134.09
103	CHOIR-MS					500.00	0.00	0.00	500.00
104	HISTORY-HS					0.00	0.00	0.00	0.00
105	HISTORY-MS					500.00	487.65	0.00	12.35
106	MATH-HS					1,400.00	1,086.69	312.60	0.71
107	MATH-MS					1,750.00	717.94	1,032.00	0.06
108	ART-HS					1,020.00	0.00	1,006.32	13.68
109	ART-MS					1,250.00	1,233.77	0.00	16.23
110	ART-PS					2,400.00	1,370.30	0.00	1,029.70
111	ART-ES					500.00	0.00	0.00	500.00
112	SCIENCE-HS					5,000.00	3,310.51	62.00	1,627.49
113	SCIENCE-MS					2,200.00	1,241.69	750.00	208.31
114	SCIENCE-ES					2,500.00	157.78	497.21	1,845.01
115	MUSIC-PS					200.00	0.00	0.00	200.00
116	MUSIC-ES					400.00	162.36	0.00	237.64
117	PE-HS					650.00	587.65	0.00	62.35
118	PE-MS					1,078.95	986.75	0.00	92.20
119	PE-PS					800.00	780.89	0.00	19.11
120	PE-ES					1,000.00	964.65	0.00	35.35
121	INST HEALTH-HS					0.00	0.00	0.00	0.00
122	BUSINESS DEPT-HS					500.00	0.00	0.00	500.00
123	KEYBOARDING-MS					625.00	625.00	0.00	0.00
124	HEALTH-HS					0.00	0.00	0.00	0.00
125	SIXTH GRADE-MS					0.00	0.00	0.00	0.00
126	KINDERGARTEN-PS					3,500.00	2,458.39	962.73	78.88
127	FIRST GRADE-PS					3,500.00	860.29	1,561.83	1,077.88
128	SECOND GRADE-PS					3,400.00	1,954.13	1,302.84	143.03
129	PRE-K/HEAD START-PS					1,400.00	0.00	430.41	969.59
130	THIRD GRADE-ES					3,000.00	1,054.27	1,656.06	289.67
131	FOURTH GRADE-ES					4,000.00	927.65	509.02	2,563.33
132	FIFTH GRADE-ES					3,500.00	1,568.92	181.53	1,749.55
133	COMPUTER LAB-MS					625.00	520.70	0.00	104.30
134	COMPUTER LAB-PS					700.00	642.97	0.00	57.03
135	COMPUTER LAB-ES					500.00	106.80	0.00	393.20
136	CAREER & TECH-HS					0.00	0.00	0.00	0.00
137	VO AGRICULTURE-HS					3,500.00	3,104.80	300.00	95.20
138	HOMEMAKING-HS					2,950.00	1,314.99	0.00	1,635.01
139	AUTO MECH-HS					5,250.00	2,201.88	442.22	2,605.90
140	D E -HS					1,000.00	613.51	0.00	386.49
141	SPEECH THERAPY-PS					0.00	0.00	0.00	0.00
142	SPEECH THERAPY-ES					0.00	0.00	0.00	0.00
143	CONTENT MASTERY-HS					0.00	0.00	0.00	0.00
144	SPECIAL ED-HS					1,000.00	538.51	323.82	137.67
145	SPECIAL ED-MS					2,000.00	0.00	0.00	2,000.00
146	SPECIAL ED-PS					750.00	571.66	0.00	178.34
147	SPECIAL ED-ES					2,000.00	1,280.90	159.74	559.36
148	SUPPLIES-HS-SCIENCE-RENOVATIONS					0.00	0.00	0.00	0.00
149	SUPPLIES-TECHNOLOGY-HS**					16,882.10	9,286.39	3,897.27	3,698.44
150	SUPPLEIS-TECHNOLOGY-HS C/T					0.00	0.00	0.00	0.00

	A	B	C	D	E	F	G	H	I
151	SUPPLIES-TECHNOLOGY-MS**					16,382.10	8,241.92	3,907.10	4,233.08
152	SUPPLIES-TECHNOLOGY-PS**					16,382.10	8,232.12	3,907.10	4,242.88
153	SUPPLIES-TECHNOLOGY-ES**					16,382.10	8,148.12	4,213.64	4,020.34
154	TOTAL					249,198.40	117,462.17	45,885.54	85,850.69
155									
156	GENERAL TRAVEL-HS					2,500.00	0.00	0.00	2,500.00
157	TRAVEL-BUSINESS-HS					1,500.00	239.25	0.00	1,260.75
158	TRAVEL-DRAFTING-HS					0.00	0.00	0.00	0.00
159	TRAVEL-VO AG-HS					5,000.00	772.46	0.00	4,227.54
160	TRAVEL-HOMEMAKING-HS					2,400.00	646.37	0.00	1,753.63
161	TRAVEL-AUTO MECH-HS					0.00	0.00	0.00	0.00
162	TRAVEL-DE-HS					1,000.00	0.00	0.00	1,000.00
163	TRAVEL-SP ED-NON EMPLOYEE					0.00	116.74	0.00	(116.74)
164	FEE/DUES-ES					0.00	0.00	0.00	0.00
165	GRADUATION EXPENSE					2,500.00	0.00	1,542.20	957.80
166	TOTAL					14,900.00	1,774.82	1,542.20	11,582.98
167									
168	VECHILE-VO AG					0.00	0.00	0.00	0.00
169	EQUIP/FURN>5,000-VO AG					0.00	0.00	0.00	0.00
170	FURN/EQUIP-HS					5,397.28	0.00	0.00	5,397.28
171	FURN/EQUIP-C/T					0.00	0.00	0.00	0.00
172	FURN/EQUIP-HS ALLOTMENT					5,000.00	0.00	0.00	5,000.00
173	FURN/EQUIP-MS					6,890.01	929.00	5,834.70	126.31
174	FURN/EQUIP-MS-ST COMP					750.00	750.00	0.00	0.00
175	FURN/EQUIP-PS					10,000.00	4,453.35	0.00	5,546.65
176	FURN/EQUIP-ES					10,000.00	5,122.45	0.00	4,877.55
177	FURN/EQUIP-DISTRICT WIDE					0.00	0.00	0.00	0.00
178	FURN/EQUIP-HS-ENGLISH					0.00	0.00	0.00	0.00
179	FURN/EQUIP-DRAMA					399.98	0.00	399.98	0.00
180	FURN/EQUIP-MS-ENGLISH					359.99	359.99	0.00	0.00
181	FURN/EQUIP-SPANISH					0.00	0.00	0.00	0.00
182	BAND INSTRUMENTS-HS					0.00	0.00	0.00	0.00
183	FURN/EQUIP-HS CHOIR					0.00	0.00	0.00	0.00
184	BAND INSTRUMENTS-MS					0.00	0.00	0.00	0.00
185	FURN/EQUIP-HS HISTORY					0.00	0.00	0.00	0.00
186	FURN/EQUIP-MS-HISTORY					0.00	0.00	0.00	0.00
187	FURN/EQUIP-HS-MATH					0.00	0.00	0.00	0.00
188	FURN/EQUIP-MS-MATH					0.00	0.00	0.00	0.00
189	FURN/EQUIP-HS-SCIENCE					0.00	0.00	0.00	0.00
190	FURN/EQUIP-MS-SCIENCE					0.00	0.00	0.00	0.00
191	FURN/EQUIP-PS-MUSIC					0.00	0.00	0.00	0.00
192	FURN/EQUIP-ES-MUSIC					0.00	0.00	0.00	0.00
193	FURN/EQUIP-HS-PE					164.76	164.76	0.00	0.00
194	FURN/EQUIP-PS-PE					0.00	0.00	0.00	0.00
195	FURN/EQUIP-ES-PE					0.00	0.00	0.00	0.00
196	FURN/EQUIP-KEYBOARDING-MS					0.00	0.00	0.00	0.00
197	FURN/EQUIP-PS-PRE-K					0.00	0.00	0.00	0.00
198	FURN/EQUIP-PS-KINDERGARTEN					0.00	0.00	0.00	0.00
199	FURN/EQUIP-PS-FIRST GRADE					0.00	0.00	0.00	0.00
200	FURN/EQUIP-PS-SECOND GRADE					0.00	0.00	0.00	0.00
201	FURN/EQUIP-HEAD START					0.00	0.00	0.00	0.00

	A	B	C	D	E	F	G	H	I
202	FURN/EQUIP-ES-THIRD GRADE					0.00	0.00	0.00	0.00
203	FURN/EQUIP-ES-FOURTH GRADE					0.00	0.00	0.00	0.00
204	FURN/EQUIP-ES-FIFTH GRADE					0.00	0.00	0.00	0.00
205	FURN/EQUIP-HS-CAREER/TECH					0.00	0.00	0.00	0.00
206	FURN/EQUIP-VO AG					0.00	0.00	0.00	0.00
207	FURN/EQUIP-DE					0.00	0.00	0.00	0.00
208	FURN-EQUIP-HS-AUTO MECH					2,912.63	2,265.83	646.80	0.00
209	FURN/EQUIP-PS-SPEECH					0.00	0.00	0.00	0.00
210	FURN/EQUIP-HS-SP ED					929.00	929.00	0.00	0.00
211	FURN/EQUIP-MS-SP ED					0.00	0.00	0.00	0.00
212	FURN/EQUIP-PS-SP ED					0.00	0.00	0.00	0.00
213	FURN/EQUIP-ES-SP ED					0.00	0.00	0.00	0.00
214	FURN/EQUIP-HS-SCIENCE-RENOVATIONS					0.00	0.00	0.00	0.00
215	FURN/EQUIP-HS TECHNOLOGY**					29,667.95	667.95	29,000.00	0.00
216	FURN/EQUIP-HS-C/T					0.00	0.00	0.00	0.00
217	FURN/EQUIP-HS-ST COMP					0.00	0.00	0.00	0.00
218	FURN/EQUIP-MS TECHNOLOGY**					15,982.00	14,149.96	0.00	1,832.04
219	FURN/EQUIP-PS TECHNOLOGY**					28,055.89	26,592.17	0.00	1,463.72
220	FURN/EQUIP-ES TECHNOLOGY**					15,462.11	14,558.55	0.00	903.56
221	FURN/EQUIP-ES-ST COMP					0.00	0.00	0.00	0.00
222	TOTAL					131,971.60	70,943.01	35,881.48	25,147.11
223									
224	TOTAL INSTRUCTION					7,735,372.00	4,122,294.77	1,113,610.40	2,499,466.83
225									
226									
227									
228	SALARY					171,717.00	103,516.55	30,632.17	37,568.28
229	TOTAL					171,717.00	103,516.55	30,632.17	37,568.28
230									
231	CONTRACTED SERVICES-HS					1,814.00	567.45	0.00	1,246.55
232	CONTRACTED SERVICES-MS					1,000.00	87.45	0.00	912.55
233	CONTRACTED SERVICES-PS					1,000.00	87.45	0.00	912.55
234	CONTRACTED SERVICES-ES					1,000.00	87.45	0.00	912.55
235	TOTAL					4,814.00	829.80	0.00	3,984.20
236									
237	MAGAZINES/BOOKS-HS					10,000.00	6,101.47	318.00	3,580.53
238	MAGAZINES/BOOKS-MS					6,500.00	2,792.78	3,629.03	78.19
239	MAGAZINES/BOOKS-PS					6,775.00	0.00	7,420.30	(645.30)
240	MAGAZINES/BOOKS-ES					5,860.00	2,034.54	3,825.24	0.22
241	AUDIO VISUAL & OTHER INST SUPPLY-HS					500.00	191.52	0.00	308.48
242	AUDIO VISUAL & OTHER INST SUPPLY-MS					1,500.00	852.43	0.00	647.57
243	AUDIO VISUAL & OTHER INST SUPPLY-PS					1,225.00	0.00	1,223.00	2.00
244	AUDIO VISUAL & OTHER INST SUPPLY-ES					340.00	320.57	0.00	19.43
245	TOTAL					32,700.00	12,293.31	16,415.57	3,991.12
246									
247	TRAVEL-HS					1,500.00	1,107.22	0.00	392.78
248	TRAVEL-MS					50.00	0.00	0.00	50.00
249	TRAVEL-PS					50.00	0.00	0.00	50.00
250	TRAVEL-ES					1,000.00	1,107.22	0.00	(107.22)
251	FEES/DUES-HS					500.00	0.00	0.00	500.00

12-LIBRARY

	A	B	C	D	E	F	G	H	I
252	TOTAL					3,100.00	2,214.44	0.00	885.56
253									
254	FURN/EQUIP-HS					0.00	0.00	0.00	0.00
255	FURN/EQUIP-MS					0.00	0.00	0.00	0.00
256	FURN/EQUIP-PS					0.00	0.00	299.98	(299.98)
257	FURN/EQUIP-ES					0.00	0.00	0.00	0.00
258	TOTAL					0.00	0.00	299.98	(299.98)
259									
260	TOTAL LIBRARY					212,331.00	118,854.10	47,347.72	46,129.18
261									
262	<i>13-STAFF DEVELOPMENT</i>								
263									
264	DEPARTMENT HEAD/JUDGE TRUST					24,339.00	14,854.54	4,412.96	5,071.50
265	TOTAL					24,339.00	14,854.54	4,412.96	5,071.50
266									
267	CONTRACTED STAFF DEVELOPMENT-HS ALLO					0.00	0.00	0.00	0.00
268	CONTRACTED STAFF-DEVELOPMENT					10,000.00	834.55	0.00	9,165.45
269	STAFF DEVELOPMENT-REGION VII					8,000.00	2,523.50	0.00	5,476.50
270	STAFF DEVELOPMENT-G/T-REGION VII					11,000.00	7,700.00	0.00	3,300.00
271	STAFF DEVELOPMENT-CT-REGION VII					3,800.00	2,660.06	0.00	1,139.94
272	TOTAL					32,800.00	13,718.11	0.00	19,081.89
273									
274	SUPPLIES-IN SERVICE					500.00	163.50	0.00	336.50
275	TOTAL					500.00	163.50	0.00	336.50
276									
277	TRAVEL-HS-REG					2,135.00	879.97	0.00	1,255.03
278	TRAVEL-HS-VOC					103.00	103.00	0.00	0.00
279	TRAVEL-HS-SP ED					0.00	0.00	0.00	0.00
280	TRAVEL-HS-ST COMP					0.00	0.00	0.00	0.00
281	TRAVEL-HS-ESL					0.00	0.00	0.00	0.00
282	TRAVEL-HS ALLOTMENT					7,522.00	1,424.00	0.00	6,098.00
283	TRAVEL-MS-REG					2,333.31	201.29	0.00	2,132.02
284	TRAVEL-MS-SP ED					166.69	166.69	0.00	0.00
285	TRAVEL-MS-ST COMP					0.00	0.00	0.00	0.00
286	TRAVEL-MS-ESL					0.00	0.00	0.00	0.00
287	TRAVEL-PS-REG					2,400.00	0.00	0.00	2,400.00
288	TRAVEL-PS-G/T					0.00	0.00	0.00	0.00
289	TRAVEL-PS-SP ED					100.00	0.00	100.00	0.00
290	TRAVEL-PS-ST COMP					0.00	0.00	0.00	0.00
291	TRAVEL-ES-REG					2,362.11	0.00	0.00	2,362.11
292	TRAVEL-ES-G/T					59.89	59.89	0.00	0.00
293	TRAVEL-ES-SP ED					0.00	0.00	0.00	0.00
294	TRAVEL ES-ESL					0.00	0.00	0.00	0.00
295	TRAVEL-ALL SCHOOLS					7,533.87	0.00	0.00	7,533.87
296	TRAVEL -TECHNOLOGY					12,444.13	11,727.13	717.00	0.00
297	MISC OPERATING-HS-REG					262.00	262.00	0.00	0.00
298	MISC OPERATING-HS-SP ED					0.00	0.00	0.00	0.00
299	MISC OPERATING-HS-VOC					0.00	0.00	0.00	0.00
300	MISC OEPRATING-HS-G/T					0.00	0.00	0.00	0.00
301	MISC OPERATING-MS-REG					0.00	0.00	0.00	0.00

	A	B	C	D	E	F	G	H	I
302	MISC OPERATING-MS-G/T					0.00	0.00	0.00	0.00
303	MISC OPERATING-MS-SP ED					0.00	0.00	0.00	0.00
304	MISC OPERATING-MS-ESL					0.00	0.00	0.00	0.00
305	MISC OPERATING-PS-REG					0.00	0.00	0.00	0.00
306	MISC OPERATING-PS-SP ED					0.00	0.00	0.00	0.00
307	MISC OPERATING-PS-ST COMP					0.00	0.00	0.00	0.00
308	MISC OPERATING-PS-ESL					0.00	0.00	0.00	0.00
309	MISC OPERATING-ES-REG					0.00	0.00	0.00	0.00
310	MISC OPERATING-ES-G/T					0.00	0.00	0.00	0.00
311	MISC OPERATING-ES-SP ED					0.00	0.00	0.00	0.00
312	MISC OPERATING-ES-ESL					78.00	78.00	0.00	0.00
313	TOTAL					37,500.00	14,901.97	817.00	21,781.03
314									
315	TOTAL STAFF DEVELOPMENT					95,139.00	43,638.12	5,229.96	46,270.92
316									
317									
318									
319	PAYROLL					108,343.00	72,454.98	0.00	35,888.02
320	TOTAL					108,343.00	72,454.98	0.00	35,888.02
321									
322	CONTRACTED SERVICE					0.00	0.00	0.00	0.00
323									
324	SUPPLIES					500.00	134.00	0.00	366.00
325									
326	TRAVEL					2,000.00	1,828.31	0.00	171.69
327	DUES					0.00	0.00	0.00	0.00
328	TOTAL					2,000.00	1,828.31	0.00	171.69
329									
330	FURN/EQUIP					0.00	0.00	0.00	0.00
331									
332	TOTAL INSTRUCTIONAL LEADERSHIP					110,843.00	74,417.29	0.00	36,425.71
333									
334									
335	PAYROLL					772,476.00	486,741.78	32,410.35	253,323.87
336	TOTAL					772,476.00	486,741.78	32,410.35	253,323.87
337									
338	PRINTING-HS					2,000.00	1,325.22	0.00	674.78
339	PRINTING-MS					2,000.00	761.53	0.00	1,238.47
340	PRINTING-PS					2,000.00	334.62	0.00	1,665.38
341	PRINTING-ES					2,000.00	300.63	0.00	1,699.37
342	TOTAL					8,000.00	2,722.00	0.00	5,278.00
343									
344	SUPPLIES-HS					2,880.02	198.26	0.00	2,681.76
345	SUPPLIES-MS					2,710.01	617.11	0.00	2,092.90
346	SUPPLIES-PS					2,747.01	608.83	0.00	2,138.18
347	SUPPLIES-ES					3,000.00	693.50	0.00	2,306.50
348	DISTRICT EXPENSES-HS					1,000.00	297.31	0.00	702.69
349	DISTRICT EXPENSES-MS					1,000.00	378.40	0.00	621.60
350	DISTRICT EXPENSES-PS					1,000.00	319.22	0.00	680.78
351	DISTRICT EXPENSES-ES					1,000.00	319.29	0.00	680.71

	A	B	C	D	E	F	G	H	I
352	POSTAGE-HS					4,000.00	2,539.59	0.00	1,460.41
353	POSTAGE-MS					3,000.00	2,013.05	0.00	986.95
354	POSTAGE-PS					1,500.00	532.58	0.00	967.42
355	POSTAGE-ES					1,500.00	500.00	0.00	1,000.00
356	TOTAL					25,337.04	9,017.14	0.00	16,319.90
357									
358	TRAVEL-HS					4,420.00	1,820.90	759.49	1,839.61
359	TRAVEL-MS					2,500.00	2,237.68	759.49	(497.17)
360	TRAVEL-PS					3,500.00	1,664.67	0.00	1,835.33
361	TRAVEL-ES					2,565.00	739.21	344.00	1,481.79
362	BONDING-HS					0.00	0.00	0.00	0.00
363	TRAVEL-ALL SCHOOLS					0.00	0.00	0.00	0.00
364	DUES-HS					0.00	0.00	0.00	0.00
365	DUES-MS					0.00	0.00	0.00	0.00
366	DUES-PS					0.00	0.00	0.00	0.00
367	DUES-ES					0.00	0.00	0.00	0.00
368	TOTAL					12,985.00	6,462.46	1,862.98	4,659.56
369									
370	FURN/EQUIP-HS					119.98	119.98	0.00	0.00
371	FURN/EQUIP-MS					289.99	289.99	0.00	0.00
372	FURN/EQUIP-PS					252.99	252.99	0.00	0.00
373	FURN/EQUIP-ES					0.00	0.00	0.00	0.00
374	TOTAL					662.96	662.96	0.00	0.00
375									
376	TOTAL SCHOOL ADMINISTRATION					819,461.00	505,606.34	34,273.33	279,581.33
377									
378									
379									
380	PAYROLL					218,092.00	129,589.37	21,703.56	66,799.07
381	TOTAL					218,092.00	129,589.37	21,703.56	66,799.07
382									
383	REGION VII ESC					1,500.00	1,050.08	0.00	0.00
384	TEST SCORING-HS					250.00	0.00	0.00	250.00
385	TEST SCORING-MS					200.00	0.00	0.00	200.00
386	TEST SCORING-PS					200.00	0.00	0.00	200.00
387	TEST SCORING-ES					250.00	0.00	0.00	250.00
388	TOTAL					2,400.00	1,050.08	0.00	1,349.92
389									
390	TEST MATERIALS-HS					500.00	0.00	0.00	500.00
391	TEST MATERIALS-MS					500.00	0.00	0.00	500.00
392	TEST MATERIALS-PS					700.00	332.32	0.00	367.68
393	TEST MATERIALS-ES					700.00	230.03	0.00	469.97
394	SUPPLIES-HS					1,603.94	767.55	0.00	836.39
395	SUPPLIES-MS					1,053.94	916.58	12.98	124.38
396	SUPPLIES-PS					853.94	0.00	0.00	853.94
397	SUPPLIES-ES					1,103.92	583.90	288.76	231.26
398	COLLEGE FAIR-HS					250.00	0.00	0.00	250.00
399	TOP TEN BANQUET					1,000.00	749.47	0.00	250.53
400	POSTAGE-HS					250.00	0.00	0.00	250.00
401	POSTAGE-MS					250.00	0.00	0.00	250.00

31-COUNSELING

	A	B	C	D	E	F	G	H	I
402	TOTAL					8,765.74	3,579.85	301.74	4,884.15
403									
404	TRAVEL-HS					3,140.00	1,685.90	0.00	1,454.10
405	TRAVEL-MS					1,350.00	1,127.15	100.00	122.85
406	TRAVEL-PS					0.00	0.00	0.00	0.00
407	TRAVEL-ES					1,550.00	894.00	100.00	556.00
408	TRAVEL-ES-TSII					0.00	0.00	0.00	0.00
409	MEMBERSHIP/DUES-HS					260.00	260.00	0.00	0.00
410	MEMBERSHIP/DUES-MS					0.00	0.00	0.00	0.00
411	MEMBERSHIP/DUES-PS					0.00	0.00	0.00	0.00
412	MEMBERSHIP/DUES-ES					0.00	0.00	0.00	0.00
413	FEES & DUES-COLLEGE FAIR-HS					0.00	0.00	0.00	0.00
414	FEES-PS-STUDENTS					0.00	0.00	0.00	0.00
415	TOTAL					6,300.00	3,967.05	200.00	2,132.95
416									
417	FURNITURE-HS					146.06	146.06	0.00	0.00
418	FURNITURE-MS					146.06	146.06	0.00	0.00
419	FURNITURE-PS					146.06	146.06	0.00	0.00
420	FURNITURE-ES					146.08	146.08	0.00	0.00
421	TOTAL					584.26	584.26	0.00	0.00
422									
423	TOTAL COUNSELING					236,142.00	138,770.61	22,205.30	75,166.09
424									
425									
426									
427	PAYROLL					112,562.00	68,213.32	17,895.65	26,453.03
428	TOTAL					112,562.00	68,213.32	17,895.65	26,453.03
429									
430	CONT SERVICES-FINGERPRINTING					0.00	0.00	0.00	0.00
431	CONT SERVICES-NURSING-HS					0.00	0.00	0.00	0.00
432	CONT SERVICES-NURSING-MS					0.00	0.00	0.00	0.00
433	CONT SERVICES-NURSING-PS					0.00	0.00	0.00	0.00
434	CONT SERVICES-NURSING-ES					0.00	0.00	0.00	0.00
435	CONT SERVICES-HS					100.00	0.00	0.00	100.00
436	CONT SERVICES-MS					100.00	0.00	0.00	100.00
437	CONT SERVICES-PS					100.00	0.00	0.00	100.00
438	CONT SERVICES-ES					100.00	0.00	0.00	100.00
439	TOTAL					400.00	0.00	0.00	400.00
440									
441	SUPPLIES-HS					1,340.01	780.90	21.55	537.56
442	SUPPLIES-MS					1,000.00	780.90	21.55	197.55
443	SUPPLIES-PS					1,500.00	780.90	21.55	697.55
444	SUPPLIES-ES					840.00	780.87	21.53	37.60
445	TOTAL					4,680.01	3,123.57	86.18	1,470.26
446									
447	TRAVEL-HS					300.00	0.00	0.00	300.00
448	TRAVEL-MS					300.00	0.00	0.00	300.00
449	TRAVEL-PS					300.00	0.00	0.00	300.00
450	TRAVEL-ES					300.00	0.00	0.00	300.00
451	TOTAL					1,200.00	0.00	0.00	1,200.00

33-HEALTH SERVICES

	A	B	C	D	E	F	G	H	I
452									
453	EQUIPMENT-HS					159.99	0.00	159.99	0.00
454	EQUIPMENT-MS					0.00	0.00	0.00	0.00
455	EQUIPMENT-PS					0.00	0.00	0.00	0.00
456	EQUIPMENT-ES					160.00	0.00	160.00	0.00
457	TOTAL					319.99	0.00	319.99	0.00
458									
459	TOTAL HEALTH SERVICE					119,162.00	71,336.89	18,301.82	29,523.29
460									
461									
462									
463	PAYROLL					215,035.00	139,500.48	13,784.63	61,749.89
464	TOTAL					215,035.00	139,500.48	13,784.63	61,749.89
465									
466	CONT SERVICES-PHYSICALS/DRUG TEST					4,500.00	1,356.45	800.00	2,343.55
467	CONT SERVICES-RECERTIFICATION					1,700.00	15.00	200.00	1,485.00
468	CONT SERVICES-REPAIR					13,000.00	3,688.97	725.00	8,586.03
469	LEASE/RENTALS					0.00	7,390.00	0.00	(7,390.00)
470	TOTAL					19,200.00	12,450.42	1,725.00	5,024.58
471									
472	GAS,OIL,GREASE,TIRES					93,000.00	24,050.74	7,500.00	61,449.26
473	PARTS & SUPPLIES					45,000.00	17,084.08	7,650.00	20,265.92
474	TOTAL					138,000.00	41,134.82	15,150.00	81,715.18
475									
476	INSURANCE					12,450.00	11,224.00	0.00	1,226.00
477	MISC OPERATING COSTS					2,000.00	973.77	0.00	1,026.23
478	TOTAL					14,450.00	12,197.77	0.00	2,252.23
479									
480	BUSES					44,000.00	39,553.40	0.00	4,446.60
481	CAPITAL OUTLAY					3,000.00	3,000.00	0.00	0.00
482	FURN/EQUIP-TECHNOLOGY					0.00	0.00	0.00	0.00
483	TOTAL					47,000.00	42,553.40	0.00	4,446.60
484									
485	TOTAL STUDENT TRANSPORTATION					433,685.00	247,836.89	30,659.63	155,188.48
486									
487									
488									
489	CONTRACTED SERVICES-REPAIR					0.00	0.00	0.00	0.00
490									
491	TRANSFER OUT					0.00	0.00	0.00	0.00
492									
493	TOTAL FOOD SERVICE					0.00	0.00	0.00	0.00
494									
495									
496									
497									
498	PAYROLL					356,027.00	206,515.43	30,657.45	118,854.12
499	TOTAL					356,027.00	206,515.43	30,657.45	118,854.12
500									
501	DRUG TESTING-HS					2,500.00	2,268.00	0.00	232.00

	A	B	C	D	E	F	G	H	I
502	DRUG TESTING-MS					1,000.00	700.00	0.00	300.00
503	DRUG DOGS-HS					0.00	0.00	0.00	0.00
504	DRUG DOGS-MS					0.00	0.00	0.00	0.00
505	CONTRACTED ATHLETIC TRAINER					9,000.00	8,876.00	0.00	124.00
506	REPAIR ATHLETICS-HS					4,835.00	2,950.00	0.00	1,885.00
507	REPAIR-ATHLETICS-MS					2,500.00	0.00	0.00	2,500.00
508	RENTAL-DRAMA-HS					0.00	0.00	0.00	0.00
509	RENTAL-ATHLETICS					100.00	89.25	0.00	10.75
510	RENTAL-STADIUM/GYM					900.00	576.42	0.00	323.58
511	GAME OFFICIALS-HS					20,000.00	17,463.59	0.00	2,536.41
512	GAME OFFICIALS-MS					7,000.00	5,119.77	0.00	1,880.23
513	GAME WORKERS-HS					1,200.00	1,090.00	0.00	110.00
514	GAME WORKERS-MS					800.00	580.00	0.00	220.00
515	GAME CONTRACTS					0.00	0.00	0.00	0.00
516	CONTRACTED SERVICE-HS DRAMA					426.00	426.00	0.00	0.00
517	CONTRACTED SERVICE-MS-DRAMA					60.00	60.00	0.00	0.00
518	CONTRACTED SERVICE-HS-BAND					11,810.00	3,923.00	0.00	7,887.00
519	CONTRACTED SERVICE-MS-BAND					490.00	490.00	0.00	0.00
520	CONTRACTED SERVICE-HS CHOIR					270.00	270.00	0.00	0.00
521	CONTRACTED SERVICE-HS-ATHLETICS					2,546.34	2,546.34	0.00	0.00
522	PRINTING					550.00	0.00	0.00	550.00
523	TOTAL					65,987.34	47,428.37	0.00	18,558.97
524									
525	ATHLETIC NEWSLETTER					250.00	99.00	0.00	151.00
526	UNIFORMS-EVERY 3 YEARS ROTATE					5,500.00	4,810.00	13,440.00	(12,750.00)
527	DRAMA COSTUMES					1,000.00	837.52	0.00	162.48
528	BAND UNIFORMS					9,300.00	895.51	0.00	8,404.49
529	CHOIR UNIFORMS-HS					0.00	0.00	0.00	0.00
530	UIL SUPPLIES-HS					4,000.00	1,610.95	0.00	2,389.05
531	UIL SUPPLIES-MS					500.00	101.75	0.00	398.25
532	UIL SUPPLIES-PS					0.00	0.00	0.00	0.00
533	UIL SUPPLIES-ES					1,000.00	294.15	0.00	705.85
534	CHEERLEADERS-HS					1,000.00	110.00	0.00	890.00
535	CHEERLEADERS-MS					500.00	0.00	0.00	500.00
536	ALL ATHLETICS-HS					3,785.00	1,253.73	15.00	2,516.27
537	ALL ATHLETICS-MS					2,000.00	220.00	0.00	1,780.00
538	FOOTBALL-HS					13,000.00	2,636.17	12,710.55	(2,346.72)
539	FOOTBALL-MS					4,000.00	0.00	0.00	4,000.00
540	BASKETBALL-HS					4,000.00	4,097.63	0.00	(97.63)
541	BASKETBALL-MS					1,500.00	1,477.65	0.00	22.35
542	TRACK-HS					4,000.00	2,560.80	0.00	1,439.20
543	TRACK-MS					1,500.00	1,113.75	0.00	386.25
544	BASEBALL-HS					4,000.00	3,999.26	0.00	0.74
545	VOLLEYBALL-HS					4,000.00	0.00	0.00	4,000.00
546	VOLLEYBALL-MS					1,500.00	0.00	0.00	1,500.00
547	GIRLS BASKETBALL-HS					4,000.00	2,955.50	0.00	1,044.50
548	GIRLS BASKETBALL-MS					1,500.00	1,368.10	0.00	131.90
549	GIRLS TRACK-HS					4,000.00	2,865.30	1,053.75	80.95
550	GIRLS TRACK-MS					1,500.00	0.00	447.00	1,053.00

	A	B	C	D	E	F	G	H	I
551	TENNIS-HS					1,500.00	0.00	1,443.75	56.25
552	GOLF-HS					1,500.00	320.18	0.00	1,179.82
553	WEIGHT TRAINING-HS					1,500.00	1,024.00	0.00	476.00
554	SOFTBALL-HS					4,000.00	3,980.00	0.00	20.00
555	OFF SEASON-HS					5,000.00	814.00	1,443.75	2,742.25
556	OFF SEASON-MS					0.00	0.00	0.00	0.00
557	TRAINER SUPPLIES-HS					5,000.00	0.00	0.00	5,000.00
558	CROSS COUNTRY-HS					1,556.00	1,556.00	0.00	0.00
559	SOCCER-HS					1,000.00	497.75	0.00	502.25
560	TOTAL					98,391.00	41,498.70	30,553.80	26,338.50
561									
562	EMPLOYEE TRAVEL-DRAMA-HS					0.00	0.00	0.00	0.00
563	EMPLOYEE TRAVEL-BAND-HS					689.01	689.01	0.00	0.00
564	EMPLOYEE TRAVEL-CHOIR-HS					224.55	224.55	0.00	0.00
565	EMPLOYEE TRAVEL-BAND-MS					597.06	597.06	0.00	0.00
566	EMPLOYEE TRAVEL-MUSIC-ES					0.00	0.00	0.00	0.00
567	EMPLOYEE TRAVEL-ES-UIL					0.00	0.00	0.00	0.00
568	EMPLOYEE TRAVEL-ATHLETICS-HS					14,000.00	6,964.24	0.00	7,035.76
569	STUDENT MEALS/FEES-HS					1,123.57	0.00	0.00	1,123.57
570	STUDENT MEALS/FEES-MS					0.00	0.00	0.00	0.00
571	STUDENT MEALS/FEES-PS					0.00	0.00	0.00	0.00
572	STUDENT MEALS/FEES-ES					440.00	0.00	0.00	440.00
573	STUDENT MEALS/FEES-BAND STATE					0.00	15,160.88	0.00	(15,160.88)
574	STUDENTS/REP DISTRICT-HS					0.00	0.00	0.00	0.00
575	STUDENTS/REP DISTRICT-MS					0.00	0.00	0.00	0.00
576	STUDENT TRAVEL-JOURNALISM-HS					432.82	432.82	0.00	0.00
577	STUDENT TRAVEL-DRAMA-HS					240.00	240.00	0.00	0.00
578	STUDENT TRAVEL-DRAMA-MS					300.00	300.00	0.00	0.00
579	STUDENT TRAVEL-BAND-HS					7,795.00	7,637.00	158.00	0.00
580	STUDENT TRAVEL-BAND-MS					1,373.98	1,597.47	210.00	(433.49)
581	STUDENT TRAVEL-CHOIR-HS					133.00	0.00	133.00	0.00
582	STUDENT TRAVEL-SCIENCE-HS					461.18	361.18	100.00	0.00
583	STUDENT TRAVEL-SCIENCE-MS					166.25	166.25	0.00	0.00
584	STUDENT TRAVEL-BUS CLUB-HS					2,571.60	2,571.60	0.00	0.00
585	STUDENT TRAVEL-VO AG					3,760.71	3,760.71	0.00	0.00
586	STUDENT TRAVEL-HOME ECO					4,817.14	4,817.14	0.00	0.00
587	STUDENT TRAVEL-DECA-HS					234.00	234.00	0.00	0.00
588	STUDENT TRAVEL-UIL-HS					2,167.10	2,167.10	0.00	0.00
589	STUDENT TRAVEL-UIL-MS					515.00	515.00	0.00	0.00
590	STUDENT TRAVEL-UIL-PS					25.00	0.00	0.00	25.00
591	STUDENT TRAVEL-UIL-ES					300.00	0.00	0.00	300.00
592	STUDENT TRAVEL-ACADEMICS-HS					0.00	0.00	0.00	0.00
593	STUDENT TRAVEL-ROPE TRICK-ES					0.00	0.00	0.00	0.00
594	STUDENT TRAVEL-ATHLETICS-HS					0.00	0.00	0.00	0.00
595	STUDENT TRAVEL-ATHLETICS-MS					0.00	0.00	0.00	0.00
596	STUDENT TRAVEL-CHEERLEADERS-HS					2,880.60	2,880.60	0.00	0.00
597	STUDENT TRAVEL-CHEERLEADERS-MS					85.00	85.00	0.00	0.00
598	STUDENT TRAVEL-HS-FOOTBALL					2,450.00	4,132.58	0.00	(1,682.58)

	A	B	C	D	E	F	G	H	I
599	STUDENT TRAVEL-MS-FOOTBALL					2,000.00	777.09	0.00	1,222.91
600	STUDENT TRAVEL-HS BASKETBALL					2,000.00	1,805.95	122.06	71.99
601	STUDENT TRAVEL-MS BASKETBALL					1,000.00	369.22	0.00	630.78
602	STUDENT TRAVEL-HS TRACK					2,800.00	1,771.04	0.00	1,028.96
603	STUDENT TRAVEL-MS TRACK					1,800.00	810.00	360.00	630.00
604	STUDENT TRAVEL-HS BASEBALL					1,800.00	714.37	0.00	1,085.63
605	STUDENT TRAVEL-HS VOLLEYBALL					1,800.00	731.38	0.00	1,068.62
606	STUDENT TRAVEL-MS VOLLEYBALL					1,000.00	1,090.50	0.00	(90.50)
607	STUDENT TRAVEL-HS GIRLS BASKETBALL					2,000.00	1,374.10	137.67	488.23
608	STUDENT TRAVEL-MS GIRLS BASKETBALL					1,000.00	1,482.00	0.00	(482.00)
609	STUDENT TRAVEL-HS GIRLS TRACK					1,500.00	928.00	0.00	572.00
610	STUDENT TRAVEL-MS GIRLS TRACK					1,000.00	1,378.00	0.00	(378.00)
611	STUDENT TRAVEL-HS TENNIS					500.00	63.00	0.00	437.00
612	STUDENT TRAVEL-HS GOLF					550.00	0.00	0.00	550.00
613	STUDENT TRAVEL-HS WEIGHT LIFTING					500.00	139.00	0.00	361.00
614	STUDENT TRAVEL-HS SOFTBALL					1,800.00	1,127.95	97.75	574.30
615	STUDENT TRAVEL-HS CROSS COUNTRY					500.00	806.26	0.00	(306.26)
616	STUDENT TRAVEL-MS CROSS COUNTRY					0.00	9.19	0.00	(9.19)
617	STUDENT INSURANCE-HS					25,000.00	0.00	0.00	25,000.00
618	STUDENT INSURANCE-MS					25,000.00	0.00	0.00	25,000.00
619	DUES-JOURNALISM-HS					345.00	345.00	0.00	0.00
620	DUES-BAND-HS					210.00	160.00	50.00	0.00
621	DUES-CHOIR-HS					110.00	110.00	0.00	0.00
622	DUES-BAND-MS					320.00	320.00	0.00	0.00
623	DUES-ATHLETICS-HS					150.00	150.00	0.00	0.00
624	STUDENT ACTIVITY-HS					0.00	0.00	0.00	0.00
625	STUDENT ACTIVITY-MS					0.00	0.00	0.00	0.00
626	FEES & DUES-DRAMA-HS					0.00	0.00	0.00	0.00
627	FEES & DUES-DRAMA-MS					0.00	0.00	0.00	0.00
628	FEES & DUES-BAND-HS					6,234.50	6,234.50	0.00	0.00
629	FEES & DUES-CHOIR-HS					230.00	230.00	0.00	0.00
630	FEES & DUES-BAND-MS					1,300.00	1,480.00	0.00	(180.00)
631	FEES & DUES-CHOIR-MS					64.00	64.00	0.00	0.00
632	FEES & DUES-SCIENCE-HS					200.00	200.00	0.00	0.00
633	FEES & DUES-MUSIC-ES					60.00	60.00	0.00	0.00
634	FEES & DUES-BUS DEPT-HS					1,410.00	1,410.00	0.00	0.00
635	FEES & DUES-VO AG					311.00	311.00	0.00	0.00
636	FEES & DUES-HOME ECO					741.00	741.00	0.00	0.00
637	FEES & DUES-DE					1,715.88	1,715.88	0.00	0.00
638	UIL FEES-HS					4,795.00	4,535.00	260.00	0.00
639	UIL FEES-MS					278.71	663.96	0.00	(385.25)
640	UIL FEES-PS					200.00	200.00	0.00	0.00
641	UIL FEES-ES					400.00	376.21	0.00	23.79
642	ACADEMIC AWARDS-HS					0.00	0.00	0.00	0.00
643	ACADEMIC AWARDS-MS					0.00	0.00	0.00	0.00
644	ACADEMIC AWARDS-ES					0.00	0.00	0.00	0.00
645	JUMP ROPE FEES-ES					0.00	0.00	0.00	0.00
646	CHEERLEADER FEES-HS					300.00	300.00	0.00	0.00

	A	B	C	D	E	F	G	H	I
647	CHEERLEADER FEES-MS					0.00	0.00	0.00	0.00
648	DRUM MAJOR/FLAGS FEES-HS					0.00	0.00	0.00	0.00
649	DEBATE FEES-HS					0.00	0.00	0.00	0.00
650	DRAMA AWARDS/JACKETS-HS					0.00	0.00	0.00	0.00
651	BAND AWARD/JACKETS-HS					189.00	189.00	0.00	0.00
652	CHOIR AWARDS/JACKETS-HS					0.00	0.00	0.00	0.00
653	BAND AWARDS-MS					0.00	0.00	0.00	0.00
654	FEES & DUES-ATHLETICS-HS					17,300.00	12,961.20	0.00	4,338.80
655	FEES & DUES-ATHLETICS-MS					2,000.00	850.00	0.00	1,150.00
656	TROPHIES, MEDALS, RIBBONS-HS					2,750.00	2,897.89	610.00	(757.89)
657	TROPHIES, MEDALS, RIBBONS-MS					1,200.00	0.00	0.00	1,200.00
658	ATHLETICS AWARDS/JACKETS-HS					2,500.00	0.00	770.00	1,730.00
659	TOTAL					166,646.66	107,415.88	3,008.48	56,222.30
660									
661	EQUIPMENT-HS-FOOTBALL					0.00	0.00	0.00	0.00
662	EQUIPMENT-ALL ATHLETICS-HS					0.00	4,195.00	0.00	(4,195.00)
663	EQUIPMENT-ALL ATHLETICS-MS					0.00	0.00	0.00	0.00
664	EQUIPMENT-TRACK					0.00	0.00	0.00	0.00
665	TOTAL					0.00	4,195.00	0.00	(4,195.00)
666									
667	TOTAL COCURRICULAR/EXTRACURRICULAR					687,052.00	407,053.38	64,219.73	215,778.89
668									
669									
670									
671	PAYROLL					398,027.00	271,035.38	0.00	126,991.62
672	TOTAL					398,027.00	271,035.38	0.00	126,991.62
673									
674	ATTORNEY FEES-SPEC ED					0.00	663.00	0.00	(663.00)
675	ATTORNEY FEES					4,500.00	1,247.50	0.00	3,252.50
676	AUDIT EXP					20,000.00	19,800.00	0.00	200.00
677	CONT-SERVICE-FINGERPRINTING					0.00	0.00	0.00	0.00
678	REGION VII ESC					4,200.00	3,083.15	0.00	1,116.85
679	COPIER REPAIR/MAINT					1,250.00	500.00	0.00	750.00
680	LEASE-EQUIP					2,868.00	2,151.00	0.00	717.00
681	PRINTING-SUPERINTENDENT					0.00	0.00	0.00	0.00
682	POLICY REVIEW-SCHOOL BOARD					900.00	0.00	0.00	900.00
683	PRINTING-TAX OFFICE					1,600.00	478.50	0.00	1,121.50
684	PRINTING-ADM					2,000.00	1,944.20	0.00	55.80
685	CONT SERVICE-BOND					10,000.00	5,000.00	0.00	5,000.00
686	CONT SERVICE-TASB PAY PLAN					1,600.00	0.00	1,900.00	(300.00)
687	CONT SERVICE-SHARS					3,000.00	403.00	0.00	2,597.00
688	TOTAL					51,918.00	35,270.35	1,900.00	14,747.65
689									
690	MAGAZINES					100.00	0.00	0.00	100.00
691	SUPPLIES-SUPERINTENDENT					1,000.00	320.26	0.00	679.74
692	SUPPLIES-SCHOOL BOARD					1,500.00	79.70	0.00	1,420.30
693	SUPPLIES-TAX OFFICE					2,289.00	2,310.18	0.00	(21.18)
694	SUPPLIES-ADMINISTRATION					3,150.00	2,071.29	139.99	938.72
695	SERVICE PINS					1,150.00	0.00	0.00	1,150.00

41-GENERAL ADMINISTRATION

	A	B	C	D	E	F	G	H	I
696	POSTAGE-TAX					1,500.00	1,000.00	0.00	500.00
697	POSTAGE-ADM					1,500.00	1,011.99	0.00	488.01
698	SUPPLIES-TECHNOLOGY**					0.00	0.00	0.00	0.00
699	TOTAL					12,189.00	6,793.42	139.99	5,255.59
700									
701	TRAVEL-SUPERINTENDENT					4,000.00	3,554.48	50.00	395.52
702	TRAVEL-TAX					2,000.00	1,417.21	0.00	582.79
703	TRAVEL-BUS OFF					2,000.00	2,008.35	50.00	0.00
704	TRAVEL-SCHOOL BOARD					7,500.00	7,342.02	0.00	157.98
705	INSUR-SCHOOL BOARD					4,630.00	4,502.00	0.00	128.00
706	BONDING-TAX					250.00	250.00	0.00	0.00
707	BONDING-ADM					0.00	0.00	0.00	0.00
708	ELECTIONS					2,225.00	61.25	0.00	2,163.75
709	DUES-SUPERINTENDENT					500.00	0.00	0.00	500.00
710	DUES-SCHOOL BOARD					5,000.00	3,244.04	0.00	1,755.96
711	DUES-TAX COLLECTOR					250.00	135.00	0.00	115.00
712	DUES-SCHOOL WIDE					5,000.00	0.00	0.00	5,000.00
713	DUES-ADMIN OFFICE					4,625.00	0.00	0.00	4,625.00
714	MISC OPERATING-SUPERINTENDENT					750.00	641.00	0.00	109.00
715	MISC OPERATING-SCHOOL BOARD					2,500.00	2,396.42	0.00	103.58
716	MISC OPERATING-TAX OFFICE					500.00	0.00	0.00	500.00
717	MISC OPERATING-SCHOOL WIDE					4,000.00	0.00	0.00	4,000.00
718	MISC OPERATING-ADMIN					2,500.00	561.31	0.00	1,938.69
719	MISC OPERATING-BOND COMMITTEE					0.00	1,884.18	0.00	(1,884.18)
720	OTHER OPERATING COSTS-TAX REFUNDS					0.00	0.00	0.00	0.00
721	ADVER-TAX					500.00	0.00	0.00	500.00
722	ADVER-ADM					2,000.00	216.40	0.00	1,783.60
723	TECS FEES					0.00	0.00	0.00	0.00
724	TOTAL					50,730.00	28,213.66	100.00	22,416.34
725									
726	FURN/EQUIP-SUPERINTENDENT					0.00	0.00	0.00	0.00
727	FURN/EQUIP-SCHOOL BOARD					0.00	0.00	0.00	0.00
728	FURN/EQUIP-TAX OFFICE					311.00	311.00	0.00	0.00
729	TOTAL					311.00	311.00	0.00	0.00
730									
731	TOTAL GENERAL ADMINISTRATION					513,175.00	341,623.81	2,139.99	169,411.20
732									
733									
734									
735	PAYROLL					544,374.00	348,320.28	0.00	196,053.72
736	TOTAL					544,374.00	348,320.28	0.00	196,053.72
737									
738	BUILDING APPRAISAL					0.00	0.00	0.00	0.00
739	PRINTING					0.00	0.00	0.00	0.00
740	CONTRACTED SERVICES-PHYSICALS/DRUG					1,000.00	364.55	200.00	435.45
741	CONTRACTED SERVICES-ELECTRICAL					3,000.00	1,986.89	1,000.00	13.11
742	CONTRATCED SERVICES-HS-VOC					19,000.00	18,375.00	0.00	625.00
743	CONTRACTED SERVICES-EXTERMINATING					7,500.00	4,875.65	0.00	2,624.35
744	CONTRACTED SERVICES-GARBAGE					10,000.00	6,462.22	0.00	3,537.78

	A	B	C	D	E	F	G	H	I
745	CONTRACTED SERVICES-HEAT/AIR					110,000.00	53,700.00	56,188.00	112.00
746	CONTRACTED SERVICES-GENERAL					32,000.00	22,757.46	8,662.50	580.04
747	CONTRACTED SERVICES-FOOTBALL/BASEBAL					19,000.00	16,499.00	0.00	2,501.00
748	CONTRACTED SERVICES-GYM FLOORS					9,100.00	1,612.00	0.00	7,488.00
749	CONTRACTED SERVICES-SOUND SYS					10,000.00	1,724.25	2,200.00	6,075.75
750	CONTRACTED SERVICES-ROAD REPAIR					2,500.00	0.00	0.00	2,500.00
751	CONTRACTED SERVICES-FIRE EXT					7,500.00	395.00	0.00	7,105.00
752	CONTRACTED SERVICES-PLUMBING					10,000.00	4,526.00	1,000.00	4,474.00
753	CONTRACTED SERVICES-DST WIDE					72,064.00	0.00	0.00	72,064.00
754	CONTRACTED SERVICES-ROOFING					2,500.00	0.00	0.00	2,500.00
755	CONTRACTED SERVICES-TECHNOLOGY**					0.00	0.00	0.00	0.00
756	PHONE-HS					3,200.00	2,499.26	0.00	700.74
757	PHONE-MS					1,700.00	954.87	0.00	745.13
758	PHONE-PS					1,200.00	954.87	0.00	245.13
759	PHONE-ES					1,200.00	954.87	0.00	245.13
760	PHONE-ADM					1,500.00	1,264.91	0.00	235.09
761	PHONE-CAFETERIA					650.00	636.17	0.00	13.83
762	PHONE-BUS/MAINTENANCE					3,000.00	1,684.76	0.00	1,315.24
763	PHONE-HS MEREDITH STADIUM					2,500.00	2,385.65	0.00	114.35
764	WATER					34,000.00	21,295.90	0.00	12,704.10
765	ELECTRICITY					258,750.00	148,367.04	0.00	110,382.96
766	GAS					32,000.00	11,838.33	0.00	20,161.67
767	CABLE INTERNET					10,000.00	8,000.00	0.00	2,000.00
768	LEASE/RENTAL					0.00	0.00	0.00	0.00
769	TOTAL					664,864.00	334,114.65	69,250.50	261,498.85
770									
771	VEHICLE SUPPLIES					0.00	0.00	0.00	0.00
772	CUSTODIAL SUPPLIES					60,000.00	40,117.15	8,457.50	11,425.35
773	MAINT/GROUNDS SUPPLIES					60,000.00	30,264.62	9,550.00	20,185.38
774	SUPPLIES-TECHNOLOGY**					0.00	0.00	0.00	0.00
775	TOTAL					120,000.00	70,381.77	18,007.50	31,610.73
776									
777	TRAVEL-MAIT					0.00	159.00	0.00	(159.00)
778	PROPERTY INSUR					62,348.00	60,790.28	0.00	1,557.72
779	FEES-MAINT DEPT					500.00	0.00	0.00	500.00
780	TOTAL					62,848.00	60,949.28	0.00	1,898.72
781									
782	CAPITAL OUTLAY					6,000.00	379.00	0.00	5,621.00
783									
784	TOTAL PLANT MAINTENANCE					1,398,086.00	814,144.98	87,258.00	496,683.02
785									
786									
787									
788	CONT SERV-SECURITY-HS					3,500.00	2,460.00	0.00	1,040.00
789	CONT SERV-SECURITY-MS					0.00	0.00	0.00	0.00
790	CONT SERV-HS					675.00	63.75	0.00	611.25
791	CONT SERV-MS					675.00	63.75	0.00	611.25
792	CONT SERV-PS					675.00	63.75	0.00	611.25
793	CONT SERV-ES					675.00	63.75	0.00	611.25

52-SECURITY & MONITORING SERVICES

	A	B	C	D	E	F	G	H	I
794	MISC CONT SERV-HS					0.00	0.00	0.00	0.00
795	MISC CONT SERV-MS					0.00	0.00	0.00	0.00
796	MISC CONT SERV-PS					0.00	0.00	0.00	0.00
797	MISC CONT SERV-ES					0.00	0.00	0.00	0.00
798	MISC CONT SERV-ADM					0.00	0.00	0.00	0.00
799	TOTAL					6,200.00	2,715.00	0.00	3,485.00
800									
801	SUPPLIES-HS					1,000.00	849.25	0.00	150.75
802	SUPPLIES-MS					1,000.00	849.25	0.00	150.75
803	SUPPLIES-PS					1,000.00	849.25	0.00	150.75
804	SUPPLIES-ES					1,000.00	849.25		150.75
805	SUPPLIES-ADM					0.00	0.00	0.00	0.00
806	TOTAL					4,000.00	3,397.00	0.00	603.00
807									
808	EQUIP-HS					3,750.00	0.00	0.00	3,750.00
809	EQUIP-MS					3,750.00	0.00	0.00	3,750.00
810	EQUIP-PS					3,750.00	0.00	0.00	3,750.00
811	EQUIP-ES					3,750.00	0.00	0.00	3,750.00
812	EQUIP-ADM					0.00	0.00	0.00	0.00
813	TOTAL					15,000.00	0.00	0.00	15,000.00
814									
815	TOTAL SECURITY & MONITORING					25,200.00	6,112.00	0.00	19,088.00
816									
817									
818									
819	PAYROLL					0.00	0.00	0.00	0.00
820	TOTAL					0.00	0.00	0.00	0.00
821									
822	CONTRACTED SERVICES-DISTRICT					25,000.00	0.00	0.00	25,000.00
823	CONT SERVICE-FINGERPRINTING					0.00	0.00	0.00	0.00
824	HARDWARE & SOFTWARE MAINT-HS					7,250.00	7,526.52	7,290.25	(7,566.77)
825	HARDWARE & SOFTWARE MAINT-MS					7,250.00	7,526.53	7,290.25	(7,566.78)
826	HARDWARE & SOFTWARE MAINT-PS					7,250.00	7,526.52	7,290.25	(7,566.77)
827	HARDWARE & SOFTWARE MAINT-ES					7,250.00	7,526.53	7,290.25	(7,566.78)
828	HARDWARE & SODTWARE MAINT-TAX					6,000.00	0.00	0.00	6,000.00
829	HARDWARE & SOFTWARE MAINT-ADM					14,000.00	16,253.00	58,169.00	(60,422.00)
830	MISC CONT SERVICES-HS					18,400.00	7,994.50	393.56	10,011.94
831	MISC CONT SERVICES-MS					18,400.00	7,984.00	393.55	10,022.45
832	MISC CONT SERVICES-PS					18,400.00	7,984.00	393.55	10,022.45
833	MISC CONT SERVICES-ES					18,400.00	7,984.00	393.55	10,022.45
834	TOTAL					147,600.00	78,305.60	88,904.21	(19,609.81)
835									
836	COMPUTER SUPPLIES-HS					500.00	31.35	893.75	(425.10)
837	COMPUTER SUPPLIES-MS					500.00	0.00	893.75	(393.75)
838	COMPUTER SUPPLIES-PS					500.00	0.00	893.75	(393.75)
839	COMPUTER SUPPLIES-ES					500.00	0.00	893.75	(393.75)
840	COMPUTER SUPPLIES-ADM					500.00	0.00	0.00	500.00
841	TOTAL					2,500.00	31.35	3,575.00	(1,106.35)
842									

53-DATA PROCESSING

	A	B	C	D	E	F	G	H	I
843	TRAVEL					660.00	254.26	0.00	405.74
844	FEES/DUES					340.00	0.00	340.00	0.00
845	TOTAL					1,000.00	254.26	340.00	405.74
846									
847	COMPUTERS-HS					1,750.00	0.00	2,374.76	(624.76)
848	COMPUTERS-MS					1,750.00	0.00	2,374.77	(624.77)
849	COMPUTERS-PS					1,750.00	0.00	2,374.77	(624.77)
850	COMPUTERS-ES					1,750.00	0.00	2,374.77	(624.77)
851	COMPUTERS-ADM					3,000.00	2,785.18	0.00	214.82
852	TOTAL					10,000.00	2,785.18	9,499.07	(2,284.25)
853									
854	TOTAL DATA PROCESSING					161,100.00	81,376.39	102,318.28	(22,594.67)
855									
856									
857									
858	CONTRACTED SERVICE-HS					2,125.00	0.00	0.00	2,125.00
859	CONTRACTED SERVICE-MS					2,125.00	0.00	0.00	2,125.00
860	CONTRACTED SERVICE-PS					2,125.00	0.00	0.00	2,125.00
861	CONTRACTED SERVICE-ES					2,125.00	0.00	0.00	2,125.00
862	TOTAL					8,500.00	0.00	0.00	8,500.00
863									
864	TOTAL COMMUNITY SERVICE					8,500.00	0.00	0.00	8,500.00
865									
866									
867									
868	FITNESS EQUIP-PRINCIPAL					95,552.00	0.00	0.00	95,552.00
869	FITNESS EQUIP-INTEREST					25,270.00	0.00	0.00	25,270.00
870	TOTAL					120,822.00	0.00	0.00	120,822.00
871									
872	TOTAL DEBT SERVICE					120,822.00	0.00	0.00	120,822.00
873									
874									
875									
876	FACILITY PLANNING					0.00	0.00	0.00	0.00
877	CONT SERVICES-TECHNOLOGY-MS**					0.00	0.00	0.00	0.00
878	CONT SERVICES-TECHNOLOGY-PS**					0.00	0.00	0.00	0.00
879	CONT SERVICES-TECHNOLOGY-ES**					0.00	0.00	0.00	0.00
880	CONT SERVICES-TECHNOLOGY-ADM**					0.00	0.00	0.00	0.00
881	CONT SERVICES-STADIUM					0.00	0.00	0.00	0.00
882	TOTAL					0.00	0.00	0.00	0.00
883									
884	SUPPLIES-STADIUM/TRACK					0.00	0.00	0.00	0.00
885	TOTAL					0.00	0.00	0.00	0.00
886									
887	LAND PURCHASE					0.00	0.00	0.00	0.00
888	FEES-LAND PURCHASE					0.00	0.00	0.00	0.00
889	BUILDING CONSTRUCTION-PS/MS ROOF					0.00	0.00	4,947.00	(4,947.00)
890	BUILDING CONSTRUCTION-HS/ES RENNOV					0.00	0.00	0.00	0.00
891	BUILDING CONSTRUCTION-BB/SB FIELDS					0.00	25,000.00	0.00	(25,000.00)

61-COMMUNITY SERVICE

71-DEBT SERVICE

81-FACILITIES ACQUISITION & CONSTRUCTION

	A	B	C	D	E	F	G	H	I
990	599-DEBT SERVICE								
991									
992	TAXES-CURRENT					0.00	0.00		0.00
993	TAXES-PRIOR YEARS					0.00	0.00		0.00
994	TAXES-PENALTIES					0.00	0.00		0.00
995	TAXES-INTEREST					0.00	0.00		0.00
996	EARNINGS FROM TEMPORARY INVESTMENTS					0.00	0.00		0.00
997	TOTAL					0.00	0.00		0.00
998									
999	STATE REVENUE-TEA					0.00	0.00		0.00
1000									
1001	TOTAL DEBT SERVICE REVENUE					0.00	0.00		0.00
1002									
1003	TOTAL OPERATING AND DEBT								
1004	SERVICE REVENUE					13,302,414.00	9,586,285.02	0.00	3,716,128.98
1005									

Flower Fund	832.33	
Jacket Dads	306.00	
Library Fund	1,773.23	
T-Shirts	613.00	
Teacher Gifts	10,932.09	
Title I Book Acct	395.00	
School Vending	3,262.52	
Benevolent Fund	12,507.74	
Lounge Vending	2,773.58	
TOTAL		48,618.77

Mineola Elementary School

Teacher Gifts	3,222.19	
School Annual	4,141.12	
Benevolent Fund	2,410.65	
Advisory Council	4,836.39	
Flower Fund	266.68	
Library Fund	3,431.22	
Lounge Vending	121.40	
Jump Rope	672.19	
School Vending	25,493.70	
P. E.	7.46	
Kiwanis Kids	209.75	
Super Dads	268.74	
TOTAL		45,081.49

Mineola Middle School

AVID	157.74	
PE-MS	1,095.01	
Flower Fund	186.33	
MS Band	10.00	
Advisory Council	1,364.80	
Choir	201.44	
MS Cheerleaders	2,205.04	
MS Yearbook	4,260.68	
Junior Honor Society	119.00	
Athletic Boosters	614.90	
Library Fund	574.42	
Lounge Vending	856.51	
FCA-MS	4,903.46	
Builder's Club	195.53	
Spirit Crew	188.50	
School Vending	8,717.11	
Benevolent Fund	6,844.35	
Science Club	0.00	
Student Council	1,806.64	
TOTAL		34,301.46

Mineola High School

Athletic Boosters	24,978.46	
Art	974.22	
Auto Mechanics	654.24	

Anchor Club	506.88	
Annual Staff	2,465.93	
Athletic Vending	10,320.43	
Athletic Equipment Donations	1,357.28	
Band Fund	10,518.01	
Band Boosters	7,926.77	
Business Club	78.82	
D. E. C. A.	883.89	
Fellowship of Christian Athletes	3,844.44	
Future Farmers of America	2,548.54	
Future Homemakers of America	1,012.45	
Fishing Club	997.52	
Class of 2016	16,316.53	
Benevolent Fund	2,941.98	
Testing/Tuition	3,315.45	
Lounge Vending	554.05	
Student Technoloty Assoc	159.99	
I-Pad fees	18,325.94	
Choir	2,148.59	
Class of 2018	1,700.00	
Key Club	2,736.73	
Library Fund	758.92	
Junior Historians	954.75	
National Honor Society	111.36	
Nature Trail	51.64	
Summer Camp	960.00	
Project Graduation	2,434.29	
H. S. Players/Drama	723.62	
Flower Fund	1,143.55	
Student Council	310.57	
Scholarship Fund	23,863.00	
Class of 2019	2,120.00	
Soccer Club	1,185.75	
Class of 2017	12,869.72	
Slot Car Racing	1,879.65	
Girl's Athletic Scholarship	95.99	
Varsity Cheerleaders	5,650.33	
AVID	159.81	
School Vending	6,771.12	
TOTAL		179,311.21

WOOD COUNTY SPECIAL EDUCATION SSA

Activity Fund	1,829.01	
TOTAL		1,829.01


**TEXPOOL
PORTFOLIO SUMMARY
ACTIVITY FOR MONTH ENDING
April 30, 2016**

LOCAL MAINTENANCE

<i>Investments</i>	<i>Cost</i>	<i>Market</i>	<i>Ratio</i>	<i>Interest Rate</i>
Beginning of period	27,278.18	27,278.18	100.00%	0.34%
Deposits	0.00			
Withdrawals	0.00			
Interest accrued	7.61			
End of Period	27,285.79	27,285.79	100.00%	0.34%

This report is in compliance with the investment strategies as approved by the Public Funds Investment Act

Investment Officer



**TEXPOOL
PORTFOLIO SUMMARY
ACTIVITY FOR MONTH ENDING
April 30, 2016**

FOOD SERVICE

<i>Investments</i>	<i>Cost</i>	<i>Market</i>	<i>Ratio</i>	<i>Interest Rate</i>
Beginning of period	12.20	12.20	100.00%	0.34%
Deposits	0.00			
Withdrawals	0.00			
Interest accrued	0.00			
End of Period	12.20	12.20	100.00%	0.34%

This report is in compliance with the investment strategies as approved by the Public Funds Investment Act



Investment Officer

**TEXPOOL
PORTFOLIO SUMMARY
ACTIVITY FOR MONTH ENDING
April 30, 2016**

INTEREST & SINKING

<i>Investments</i>	<i>Cost</i>	<i>Market</i>	<i>Ratio</i>	<i>Interest Rate</i>
Beginning of period	107,309.52	107,309.52	100.00%	0.34%
Deposits	0.00			
Withdrawals	0.00			
Interest accrued	29.83			
End of Period	107,339.35	107,339.35	100.00%	0.34%

This report is in compliance with the investment strategies as approved by the Public Funds Investment Act


Investment Officer

TEXPOOL
PORTFOLIO SUMMARY
ACTIVITY FOR MONTH ENDING
April 30, 2016

WORKERS COMPENSATION

<i>Investments</i>	<i>Cost</i>	<i>Market</i>	<i>Ratio</i>	<i>Interest Rate</i>
Beginning of period	436,346.77	436,346.77	100.00%	0.34%
Deposits	222.67			
Withdrawals	1,130.93			
Interest accrued	121.12			
End of Period	435,559.63	435,559.63	100.00%	0.34%

This report is in compliance with the investment strategies as approved by the Public Funds Investment Act



Investment Officer

**EDWARD JONES
PORTFOLIO SUMMARY
ACTIVITY FOR MONTH ENDING
April 30, 2016**

MARILYN MERRITT WILSON TRUST

<i>Investments</i>	<i>Cost</i>	<i>Market</i>	<i>Original Value</i>	<i>Ratio</i>	<i>Combined Interest Rate</i>
Beginning of period	467,089.14	467,089.14	435,931.44	100.00%	0.00%
Assets added	0.00		30,254.70		
Assets added	0.00		52.82		
Deposits-Interest	664.26		38,413.49		
Scholarships	0.00		2,000.00		
Change in Value YTD	8,589.66		-26,309.39		
End of Period	476,343.06	476,343.06	476,343.06	100.00%	0.00%

This report is in compliance with the investment strategies as approved by the Public Funds Investment Act



 Investment Officer

**EDWARD JONES
PORTFOLIO SUMMARY
ACTIVITY FOR MONTH ENDING
April 30, 2016**

DAN PEACOCK TRUST

<i>Investments</i>	<i>Cost</i>	<i>Market</i>	<i>Original Value</i>	<i>Ratio</i>	<i>Combined Interest Rate</i>
Beginning of period	15,728.02	15,728.02	16,094.29	100.00%	0.00%
Assets Added	0.00		500.00		
Deposits-Interest	0.00		898.64		
Scholarships	0.00		1,000.00		
Change in Value YTD	225.32		-539.59		
End of Period	15,953.34	15,953.34	15,953.34	100.00%	0.00%

This report is in compliance with the investment strategies as approved by the Public Funds Investment Act



 Investment Officer

EDWARD JONES
PORTFOLIO SUMMARY
ACTIVITY FOR MONTH ENDING
April 30, 2016

G. W. ENGLISH TRUST

<i>Investments</i>	<i>Cost</i>	<i>Market</i>	<i>Original Value</i>	<i>Ratio</i>	<i>Combined Interest Rate</i>
Beginning of period	236,118.80	236,118.80	235,708.14	100.00%	0.00%
Deposits-Interest	95.29		18,956.82		
Scholarships	0.00		1,000.00		
Change in Value YTD	4,140.88		-13,309.99		
End of Period	240,354.97	240,354.97	240,354.97	100.00%	0.00%

This report is in compliance with the investment strategies as approved by the Public Funds Investment Act


Investment Officer

**MINEOLA COMMUNITY BANK
PORTFOLIO SUMMARY
ACTIVITY FOR MONTH ENDING
April 30, 2016**

JUDGE TRUST

<i>Investments</i>	<i>Cost</i>	<i>Market</i>	<i>Ratio</i>	<i>Interest Rate</i>
Beginning of period				
CD	18,000.00	18,000.00	100.00%	0.60%
CD	24,329.52	24,329.52	100.00%	0.60%
CD	26,814.59	26,814.59	100.00%	0.60%
SAVINGS ACCT	1,532.02	1,532.02	100.00%	0.25%
Deposits	113.11			
Withdrawals	0.00			
Quarterly Interest	0.00			
End of Period	1,645.13			
CD	18,000.00	18,000.00	100.00%	0.60%
CD	24,329.52	24,329.52	100.00%	0.60%
CD	26,814.59	26,814.59	100.00%	0.60%
SAVINGS ACCT	1,645.13	6,145.13	100.00%	0.25%

This report is in compliance with the investment strategies as approved by the Public Funds Investment Act



 Investment Officer

PORTFOLIO SUMMARY
ACTIVITY FOR MONTH ENDING
April 30, 2016

CERTIFICATE OF DEPOSIT/SAVINGS

<i>Investments</i>	<i>Cost</i>	<i>Market</i>	<i>Ratio</i>	<i>Interest Rate</i>
Beginning of period	8,323,932.74	8,323,932.74	100.00%	
Deposits	514,196.25			
Withdrawals	790,000.00			
End of period	8,048,128.99	8,048,128.99		
Interest Accrued	13,527.70			
End of Period				
Bank Texas				
CD # 8025567	266,956.54	266,956.54	100.00%	1.00%
Bank Texas				
CD # 8025872	1,076,931.19	1,076,931.19	100.00%	1.00%
First National Bank-Gilmer in Mineola				
CD # 1005229	242,973.28	242,973.28	100.00%	0.75%
Mineola Community				
CD # 01-00542339-9	161,143.30	161,143.30	100.00%	0.60%
Capital One				
Savings #3830656862	6,094,447.59	6,094,447.59	100.00%	0.40%
City National Bank				
CD #10305497	205,677.09	205,677.09	100.00%	1.00%

This report is in compliance with the investment strategies as approved by the Public Funds Investment Act



 Investment Officer

WOOD COUNTY SPECIAL EDUCATION SSA

Executive Financial Summary

April 30, 2016

General Bank Accounts

Wood County Special Education SSA

Fund 313-IDEA Part B	-62,201.36	
Fund 314-IDEA Part B-Preschool	-1,654.28	
Fund 315-IDEA Part B Discretionary	0.00	
Fund 364-IDEA Part B-ARRA	0.00	
Fund 365-IDEA Part B-Preschool-ARRA	0.00	
Fund 434-State Supplemental Visually Impaired	0.00	
Fund 437-Shared Services Arrangements-SE	70,095.03	
Texpool	15,422.29	
Money Market	780,616.94	
TOTAL		802,278.62

\$

ACTIVITY FUND MANAGEMENT


Wood County Special Education SSA		
WC Activity Account	1,829.01	
TOTAL		1,829.01

**TEXPOOL
PORTFOLIO SUMMARY
ACTIVITY FOR MONTH ENDING
April 30, 2016**

WOOD COUNTY SPECIAL EDUCATION SHARED SERVICES ARRANGEMENT

<i>Investments</i>	<i>Cost</i>	<i>Market</i>	<i>Ratio</i>	<i>Interest Rate</i>
Beginning of period	15,418.07	15,418.07	100.00%	0.34%
Deposits	0.00			
Withdrawals	0.00			
Interest accrued	4.22			
End of Period	15,422.29	15,422.29	100.00%	0.34%

This report is in compliance with the investment strategies as approved by the Public Funds Investment Act



Investment Officer


**TEXPOOL
PORTFOLIO SUMMARY
ACTIVITY FOR MONTH ENDING
April 30, 2016**

**WOOD COUNTY SPECIAL EDUCATION SHARED SERVICES ARRANGEMENT
WORKER'S COMPENSATION**

<i>Investments</i>	<i>Cost</i>	<i>Market</i>	<i>Ratio</i>	<i>Interest Rate</i>
Beginning of period	16,007.78	16,007.78	100.00%	0.34%
Deposits	2.00			
Withdrawals	151.90			
Interest accrued	4.45			
End of Period	15,862.33	15,862.33	100.00%	0.34%

This report is in compliance with the investment strategies as approved by the Public Funds Investment Act

Investment Officer




**CAPITAL ONE BANK
PORTFOLIO SUMMARY
ACTIVITY FOR MONTH ENDING
April 30, 2016**

WOOD COUNTY SPECIAL EDUCATION SHARED SERVICES ARRANGEMENT

<i>Investments</i>	<i>Cost</i>	<i>Market</i>	<i>Ratio</i>	<i>Interest Rate</i>
Beginning of period	730,376.34	730,376.34	100.00%	0.40%
Deposits	50,000.00			
Withdrawals	0.00			
Interest accrued	240.60			
End of Period	780,616.94	780,616.94	100.00%	0.40%

This report is in compliance with the investment strategies as approved by the Public Funds Investment Act


Investment Officer

BANK: 01 LOCAL MAINTENANCE

CHECK TYPE	CHECK NUMBER	CHECK DATE	CHECK AMOUNT	REMITTED TO
OFFFC	67004	4-01-2016	295.00	8901 JASON GOODSON - <i>UIL MEALS</i>
OFFFC	67005	4-08-2016	165.00	9674 CHRIS BRANNAN - <i>BAND MEALS</i>
OFFFC	67006	4-07-2016	95.00	10477 OAK HURST GOLF COURSES - <i>GOLF</i>
OFFFC	67007	4-14-2016	930.00	6598 JOHN SPANKO - <i>MEREDITH PROJECT</i>
OFFFC	67008	4-14-2016	4,750.00	9195 PRECISION FENCE - " "
OFFFC	67009	4-14-2016	150.00	8833 INTERSCHOLASTIC LEAGUE PRESS CONFER - <i>JOURNALISM</i>
OFFFC	67010	4-14-2016	432.82	10488 HOMEWOOD SUITES - <i>JOURNALISM</i>
SYST	67011	4-18-2016	1,508.83	7604 ABLES-LAND, INC - <i>MS MATH, MS OFFICE, ADMIN</i>
SYST	67012	4-18-2016	151.26	6085 ACE HARDWARE - <i>MAINTENANCE</i>
SYST	67013	4-18-2016	251.46	3549 AT&T - <i>PHONE LINE</i>
SYST	67014	4-18-2016	12.68	3533 AT&T LONG DISTANCE - <i>Long distance</i>
SYST	67015	4-18-2016	2,950.00	6791 ATHLETIC SUPPLY - <i>FOOTBALL</i>
SYST	67016	4-18-2016	64.53	10290 AUTOMATIC PROPANE GAS AND SUPPLY, LL - <i>Vo Ag</i>
SYST	67017	4-18-2016	725.00	8429 AVID CENTER - <i>Goodson</i>
SYST	67018	4-18-2016	559.00	6162 B & D FIRE SAFETY, INC - <i>MAINTENANCE</i>
SYST	67019	4-18-2016	958.53	1467 BAXTER SALES COMPANY, INC - "
SYST	67020	4-18-2016	2,000.00	10269 BBURKS CONSULTING, LLC - <i>Strategic Planning</i>
SYST	67021	4-18-2016	385.17	1033 CADE'S BUILDING MATERIALS, INC - <i>MAINT, Vo Ag</i>
SYST	67022	4-18-2016	897.07	9519 CAPITAL ONE CORPORATE CARD - <i>Pea Ridge Visit</i>
SYST	67023	4-18-2016	1,016.15	571 CENTERPOINT ENERGY RESOURCES CORP - <i>Gas</i>
SYST	67024	4-18-2016	141.89	8637 CHAMBERS ELECTRICAL CONTRACTORS, LLC - <i>MAINTENANCE</i>
SYST	67025	4-18-2016	73.14	10490 CHRISTIAN COLE - <i>GAME OFFICIAL</i>
SYST	67026	4-18-2016	432.00	8226 CICI'S PIZZA #719 - <i>BAND MEALS</i>
SYST	67027	4-18-2016	182.00	10474 CICI'S PIZZA - " "
SYST	67028	4-18-2016	543.66	5938 CLASSROOMDIRECT - <i>ES OFF</i>
SYST	67029	4-18-2016	100.25	10492 CODY MILNER - <i>GAME OFFICIAL</i>
SYST	67030	4-18-2016	317.50	8060 CONNIE D HAGEN, INC - <i>Drug Testing</i>
SYST	67031	4-18-2016	52,368.33	4447 CYNERGY TECHNOLOGY BY COMPUTERLAND - <i>Meredith Project</i>
SYST	67032	4-18-2016	271.20	557 DEALERS ELECTRICAL SUPPLY CO - <i>MAINTENANCE</i>
SYST	67033	4-18-2016	121.45	7026 DEBBIE LEIBOWITZ - <i>Repair CK# 66633</i>
SYST	67034	4-18-2016	227.77	855 DISCOUNT MAGAZINE SUBSCRIPTION SERV - <i>MS LIBRARY</i>
SYST	67035	4-18-2016	28.50	6111 DONUT KING - <i>Strategic Meeting</i>
SYST	67036	4-18-2016	2,508.69	8444 DUKO OIL CO, INC - <i>TRANSPORTATION</i>
SYST	67037	4-18-2016	44.00	563 EAST TEXAS ALARM, INC - <i>MAINTENANCE</i>
SYST	67038	4-18-2016	7,900.00	6833 EAST TEXAS CANOPY, INC - <i>MEREDITH PROJECT</i>
SYST	67039	4-18-2016	144.56	6022 ELROY GREGORY - <i>GAME OFFICIAL</i>
SYST	67040	4-18-2016	1,731.74	2170 FLATT STATIONERS, INC - <i>MS OFF, ES OFF</i>
SYST	67041	4-18-2016	434.31	7703 G&K SERVICES - <i>MAINT, Custodial, TRANSD</i>
SYST	67042	4-18-2016	86.95	920 GLEN DOSSETT - <i>REMBURSE</i>
SYST	67043	4-18-2016	205.00	8905 GOLDEN CHICK - <i>Athletic meals</i>
SYST	67044	4-18-2016	150.00	10167 HANK TIPPS - <i>TRACK STARTER</i>
SYST	67045	4-18-2016	327.50	5402 HARDY COOK & HARDY, PC - <i>SCHOOL ACTV</i>
SYST	67046	4-18-2016	61.25	1122 HART INTERCIVIC, INC - <i>ELECTION SUPPLY</i>
SYST	67047	4-18-2016	8,455.00	6327 HERRINGTON HEAT & AC - <i>MS Lobby Unit, ES Lounge, MS Band, MS Gym</i>
SYST	67048	4-18-2016	379.00	598 HUGHES APPLIANCE, INC - <i>DRYER</i>
SYST	67049	4-18-2016	4,320.00	10475 INTEGRATED SYSTEMS CORPORATION - <i>SOFTWARE - ALL</i>
SYST	67050	4-18-2016	110.00	10465 JARROD WARREN - <i>GAME OFFICIAL</i>
SYST	67051	4-18-2016	130.00	8901 JASON GOODSON - <i>UIL MEALS</i>

BANK: 01 LOCAL MAINTENANCE

CHECK TYPE	CHECK NUMBER	CHECK DATE	CHECK AMOUNT	REMITTED TO
SYST	67052	4-18-2016	105.79	9537 JEFF JENKINS - GAME OFFICIAL
SYST	67053	4-18-2016	165.00	8706 JOE TEMPLE - " "
SYST	67054	4-18-2016	52.99	1475 JOHN DEERE FINANCIAL - MAINTENANCE
SYST	67055	4-18-2016	1,800.00	6691 JOHNNY NEIDHOLT - MEREDITH PROJECT
SYST	67056	4-18-2016	56.25	10239 KIM TUNNELL - REIMBURSE
SYST	67057	4-18-2016	250.00	10493 KRSTON WELCH - TJC REFUND
SYST	67058	4-18-2016	101.00	9633 LAKE COUNTRY CLEANERS - DRAMA
SYST	67059	4-18-2016	241.45	1526 LAKESHORE LEARNING MATERIALS - 2ND G, E & SP ED
SYST	67060	4-18-2016	20.00	10362 LAURA FLOURNOY - REIMBURSE
SYST	67061	4-18-2016	275.00	10494 LISA BELL - TJC REFUND
SYST	67062	4-18-2016	62.94	9616 LONE STAR PERCUSSION - BAND
SYST	67063	4-18-2016	521.25	681 LONG FEED & SEED - MAINTENANCE
SYST	67064	4-18-2016	14.00	6280 LONGHORN FORD - TRANSPORTATION
SYST	67065	4-18-2016	89.34	2686 LOWE'S - MAINTENANCE
SYST	67066	4-18-2016	514.95	10461 MAESTRO THEATRE PUBLICAITONS, LLC - DRAMA
SYST	67067	4-18-2016	595.02	631 MARK'S PLUMBING PARTS - MAINTENANCE
SYST	67068	4-18-2016	64.50	6468 MATHESON TRI-GAS, INC. - AUTO MECHANICS
SYST	67069	4-18-2016	900.00	10482 MHS ATHLETIC BOOSTERS - TRACK MEAL
SYST	67070	4-18-2016	84.19	9509 MIKE LANGFORD - GAME OFFICIAL
SYST	67071	4-18-2016	202.34	1457 MINEOLA AUTO SUPPLY - AUTO MECHANICS
SYST	67072	4-18-2016	7,179.27	8076 MINEOLA ISD TAX COLLECTOR - AUTO TAX DYMMS
SYST	67073	4-18-2016	887.82	1815 MINEOLA SUPPLY COMPANY, INC. - CUSTODIAL
SYST	67074	4-18-2016	332.32	6533 NCS PEARSON EDUCATIONAL - PD TESTING
SYST	67075	4-18-2016	84.17	921 NELDA SHIPP - REIMBURSE
VOID	67076	4-18-2016	10.00	8156 NORTH TEXAS TOLLWAY AUTHORITY - VOID
SYST	67077	4-18-2016	422.41	8110 O'REILLY AUTO PARTS - TRANSPORTATION
SYST	67078	4-18-2016	3,141.15	5531 PERDUE, BRANDON, FIELDER, COLLINS & - DEL TAX ATTY-MAR
SYST	67079	4-18-2016	616.97	8080 PIZZA HUT OF TEXAS TEXAS - BAND MEAL
SYST	67080	4-18-2016	222.29	685 PRICE INTERNATIONAL, INC - TRANSPORTATION
SYST	67081	4-18-2016	310.27	10163 QUALITY INN - VO AG
SYST	67082	4-18-2016	389.13	7548 REALLY GOOD STUFF, INC - 4th G
SYST	67083	4-18-2016	777.00	5370 REPUBLIC SERVICES - TRASH PICK-UP
SYST	67084	4-18-2016	55.00	8556 RICK ROGERS - GAME OFFICIAL
SYST	67085	4-18-2016	86.70	6989 RONALD GREER - " "
SYST	67086	4-18-2016	94.33	8442 RUSH BUS CENTERS - TRANSPORTATION
SYST	67087	4-18-2016	603.58	5356 SAM'S CLUB DIRECT - Strategic Reception, Ad Off, Ad TESTING
SYST	67088	4-18-2016	693.96	724 SCHOOL SPECIALTY, INC. - ELL, 3rd G, 4th Science, Kindergarten, 2nd G
SYST	67089	4-18-2016	200.00	9782 SHERRY POTEET - BAND
SYST	67090	4-18-2016	356.99	728 SOCIAL STUDIES SCHOOL SERVICE - 4th History
SYST	67091	4-18-2016	750.00	10471 SOUND & VIDEO SOLUTIONS - MAINTENANCE
SYST	67092	4-18-2016	274.98	9711 SOUTHWEST SOLUTIONS - " "
SYST	67093	4-18-2016	335.24	1137 SPECTRUM CORPORATION - " "
SYST	67094	4-18-2016	3,500.00	10478 STANGER SURVEYING TYLER LLC - STADIUM Survey
SYST	67095	4-18-2016	31.50	10472 SUBWAY - Athletic meal
SYST	67096	4-18-2016	54.50	10495 SUMMER COLEMAN - SAT REFUND
SYST	67097	4-18-2016	311.35	5035 TATUM MUSIC CO, INC - BAND
SYST	67098	4-18-2016	123.00	774 TEXAS DEPT OF PUBLIC SAFETY - CRIMINAL History
SYST	67099	4-18-2016	2,060.00	9211 THE FIRE ANT MAN - MAINTENANCE

BANK: 01 LOCAL MAINTENANCE

CHECK TYPE	CHECK NUMBER	CHECK DATE	CHECK AMOUNT	REMITTED TO
SYST	67100	4-18-2016	616.00	5488 THE LAB - DRUG TESTING
SYST	67101	4-18-2016	513.14	2388 THE LIBRARY STORE, INC - MS LIBRARY
SYST	67102	4-18-2016	60.00	10491 TIMOTHY SHOREY - GAME OFFICIAL
SYST	67103	4-18-2016	47.98	7149 TRACTOR SUPPLY CREDIT PLAN - MAINTENANCE
SYST	67104	4-18-2016	48.08	10090 TXTAG - TOLL CHEG
SYST	67105	4-18-2016	460.00	8474 UIL - BAND
SYST	67106	4-18-2016	500.00	10497 UT HEALTH NORTHWEST - SCERNET II
SYST	67107	4-18-2016	900.00	7323 VAN FOOTBALL ASSOCIATION - TRACK MEAL
SYST	67108	4-18-2016	96.00	6290 VICTORY SOUND COMMUNICATIONS, INC. - MAINTENANCE
SYST	67109	4-18-2016	929.00	807 VISUAL TECHNIQUES, INC. - 7th G
SYST	67110	4-18-2016	594.19	822 WAL-MART STORES TEXAS, LLC - Athletics, MAINT, MS AFTER SCHOOL, Hd Science, ADMIN
SYST	67111	4-18-2016	513.10	7417 WALDEN POWER EQUIPMENT - MAINTENANCE
SYST	67112	4-18-2016	150.61	10496 WES LAWRENCE - GAME OFFICIAL
SYST	67113	4-18-2016	47,110.87	837 WOOD COUNTY SPECIAL EDUCATION SSA - SP ED Monthly
SYST	67114	4-18-2016	500.00	2019 WOODY'S - MAINTENANCE
OFFC	67115	4-28-2016	640.00	8909 TASTE OF ITALY - TOP TEN DINNER
SYST	67116	4-29-2016	530.15	7604 ABLES-LAND, INC - NURSE, ADMIN
SYST	67117	4-29-2016	15,072.95	745 AEP SOUTHWESTERN ELECTRIC POWER - ELECTRIC
SYST	67118	4-29-2016	360.00	5054 ATSSB - BAND
SYST	67119	4-29-2016	95.42	10510 BENJAMIN SCHAEFFER - GAME OFFICIAL
SYST	67120	4-29-2016	53.00	9701 BETH BELL - REIMBURSE
SYST	67121	4-29-2016	256.00	3149 BUDGET BUSINESS SYSTEMS - ES OFFICE
SYST	67122	4-29-2016	2.49	1033 CADE'S BUILDING MATERIALS, INC. - ES Robotics
SYST	67123	4-29-2016	305.10	9519 CAPITAL ONE CORPORATE CARD - TUNNEL
SYST	67124	4-29-2016	375.61	6944 CDW GOVERNMENT, INC - Tech Supply
SYST	67125	4-29-2016	390.00	10133 CHAPEL HILL ATHLETIC DEPT - TRACK
SYST	67126	4-29-2016	218.44	1329 CHEVRON - VO AG, TRACK, JUMP ROPE, JOURNALISM
SYST	67127	4-29-2016	73.14	10490 CHRISTIAN COLE - GAME OFFICIAL
SYST	67128	4-29-2016	324.00	10498 CICI'S PAZZA - BAND
SYST	67129	4-29-2016	2,169.00	549 CITY OF MINEOLA - WATER
SYST	67130	4-29-2016	90.97	8124 CORY MUMPHREY - GAME OFFICIAL
SYST	67131	4-29-2016	12,916.72	4447 CYNERGY TECHNOLOGY BY COMPUTERLAND - SOFTWARE - ALL
SYST	67132	4-29-2016	281.05	1139 DEMCO, INC. - ALL LIBRARY
SYST	67133	4-29-2016	409.31	6815 DEMOULIN - BAND
SYST	67134	4-29-2016	55.67	8281 DONNA PALMER - REIMBURSE
SYST	67135	4-29-2016	144.56	6022 ELROY GREGORY - GAME OFFICIAL
SYST	67136	4-29-2016	229.48	2170 FLATT STATIONERS, INC. - ES Counselor
SYST	67137	4-29-2016	50.00	4092 GALE - MS LIBRARY
SYST	67138	4-29-2016	252.38	920 GLEN DOSSETT - REIMBURSE
SYST	67139	4-29-2016	385.25	2059 GRAND SALINE ISD - MS UIL
SYST	67140	4-29-2016	389.13	10508 HOLIDAY INN AUSTIN MIDTOWN - Softball St TRA
SYST	67141	4-29-2016	5,110.00	4267 HOMETOWN TROPHY & AWARD, INC. - DISTRICT, AREA TRACK
SYST	67142	4-29-2016	3,200.00	10230 ISTATION - Software - PRIMARY
SYST	67143	4-29-2016	95.42	10511 JAY TODD - GAME OFFICIAL
SYST	67144	4-29-2016	47.86	10336 JIM BEST - REIMBURSE
SYST	67145	4-29-2016	185.06	8706 JOE TEMPLE - GAME OFFICIAL
SYST	67146	4-29-2016	150.61	9260 KEITH ELLIS - " "
SYST	67147	4-29-2016	99.74	8877 KELLY TALLANT - " "

BANK: 01 LOCAL MAINTENANCE

TYPE	CHECK NUMBER	CHECK DATE	CHECK AMOUNT	REMITTED TO
SYST	67148	4-29-2016	41.93	8633 KYLE LITTLE REIMBURSE
SYST	67149	4-29-2016	68.97	1526 LAKESHORE LEARNING MATERIALS- 1stG
SYST	67150	4-29-2016	960.00	8473 LINDALE HIGH SCHOOL - TRACK MEALS
SYST	67151	4-29-2016	228.08	6203 MARK SPANN - TRACK STARTER
SYST	67152	4-29-2016	306.02	9575 MARY A ROSEBERRY - REIMBURSE
SYST	67153	4-29-2016	97.47	6468 MATHESON TRI-GAS, INC. - AUTO MECHANIC
SYST	67154	4-29-2016	678.00	10482 MHS ATHLETIC BOOSTERS - TRACK MEALS
SYST	67155	4-29-2016	84.19	9509 MIKE LANGFORD - GAME OFFICIAL
SYST	67156	4-29-2016	1,007.52	8076 MINEOLA ISD TAX COLLECTOR - AUTO TAX PYMT
SYST	67157	4-29-2016	154.50	650 MINEOLA PACKING COMPANY, INC. - TRACK-DISTRICT
SYST	67158	4-29-2016	408.00	10504 MT VERNON ATHLETIC BOOSTERS - TRACK MEALS
SYST	67159	4-29-2016	57.44	8155 MUNICIPAL SERVICES BUREAU - TOLL CHGS
SYST	67160	4-29-2016	805.29	10513 NANCY HUNTLEY - TAX REFUND
SYST	67161	4-29-2016	28.11	921 NELDA SHIPP - REIMBURSE
SYST	67162	4-29-2016	80.20	4861 OSCAR STRAIN - GAME OFFICIAL
SYST	67163	4-29-2016	90.62	1714 PATTY HAWKINS - REIMBURSE
SYST	67164	4-29-2016	200.00	2899 PIZZA HUT, INC. - TRACK
SYST	67165	4-29-2016	339.17	7548 REALLY GOOD STUFF, INC. - 1stG, 2ndG
SYST	67166	4-29-2016	100.00	1365 REGION VII EDUCATION SERVICE CENTER - Reading, Palmer
SYST	67167	4-29-2016	93.28	9906 RHEAGAN PENN - REIMBURSE
SYST	67168	4-29-2016	55.00	8556 RICK ROGERS - GAME OFFICIAL
SYST	67169	4-29-2016	328.04	10165 ROBERT G KLEIN - TRACK STARTER
SYST	67170	4-29-2016	1,425.00	7904 ROGERS ATHLETIC COMPANY - TRACK
SYST	67171	4-29-2016	544.94	724 SCHOOL SPECIALTY, INC. - Ed OFF, 2ndG, 1stG
SYST	67172	4-29-2016	214.75	6883 SUBWAY - Athletic meals
SYST	67173	4-29-2016	2,111.09	7168 SUDDENLINK COMMUNICATIONS - INTERNET, PHONE
SYST	67174	4-29-2016	403.00	9269 TEXAS STATE BILLING SERVICES, INC - SHARD
SYST	67175	4-29-2016	526.45	7945 THE WOODWIND & BRASSWIND - BAND
SYST	67176	4-29-2016	86.96	10512 TOMMY FORD - GAME OFFICIAL
SYST	67177	4-29-2016	323.90	10487 TREETOP PUBLISHING, INC - 5thG
SYST	67178	4-29-2016	21.17	10090 TXTAG - Toll Chgs
SYST	67179	4-29-2016	13.05	7840 UPS - SHIPPING
SYST	67180	4-29-2016	41.79	8425 VERIZON - CELL PHONES
SYST	67181	4-29-2016	436.00	807 VISUAL TECHNIQUES, INC. - Tech supply ALL
SYST	67182	4-29-2016	1,219.99	822 WAL-MART STORES TEXAS, LLC - Nurte, ADM, Hd TEP TEN, HomEMAKING, 5thG
SYST	67183	4-29-2016	1,378.92	662 WILLIAM V MACGILL & COMPANY - Nurte Hd Science, Mb ART, 4thG

	NO CHECKS	CHECK AMOUNTS
BANK 01 TOTALS	171	236,601.63
SYSTEM CHECKS	8	7,457.82
OFFICE CHECKS	1	10.00
VOID CHECKS		
	180	244,069.45