



April 27, 2026

Dear Local District Board Member,

As you consider a resolution of support for the Ottawa Area Intermediate School District's 2026–2027 General Fund, thank you for your time and thoughtful review of the enclosed materials.

For those new to this process, state law requires ISDs to submit their general fund budgets to local districts by May 1 each year. Local boards then have until June 1 to adopt a resolution of support or disapproval, noting any objections.

Included for your review:

- OAISD operating budget summaries (Special Education, Career and Technical Education, and General Fund)
- General Fund department summaries
- 2026–2027 General Fund overview, including key year-to-year variances
- Line-item General Fund budget


Like all districts, we are awaiting final state budget decisions and have developed this proposal based on our best current revenue assumptions.

The OAISD General Fund supports the core services and infrastructure that allow us to partner effectively with local districts to serve students, staff, and families across our region.

If you have any questions or would find it helpful to discuss any aspect of the budget, please do not hesitate to reach out.

We value our partnership with you and your district, and we appreciate your continued support for the students and communities we serve together.

Sincerely,


Kyle Mayer, Ph.D.
Superintendent

**Ottawa Area Intermediate School District
General Fund Budget
Resolution**

A _____ meeting of the Board of Education of the _____
School District was held at _____ on _____, 2026, at
_____ p.m.

Members present were: _____

The following preamble and resolution were offered by member _____
and seconded by member _____.

WHEREAS:

This Board received the ISD General Fund Operating Budget on or before May 1, 2026; and

WHEREAS:

In accordance with Section 380.624 of the Revised School Code, this Board must now adopt a resolution expressing its support or disapproval of the proposed ISD budget and must submit to the ISD Board any specific objections and/or proposed changes the Board may have to the budget prior to June 1, 2026;

THEREFORE, BE IT RESOLVED THAT:

The ISD General Fund Operating Budget for the 2026-2027 school year be
_____ supported
_____ disapproved for the reasons attached hereto,
and that the Secretary of the Board is hereby directed to submit a copy of this Resolution to the Secretary of the ISD Board of Education, along with any specific objections or proposed changes to the budget.

Ayes: _____

Nays: _____

Motion declared _____.

The undersigned duly qualified and acting Secretary of the Board of Education of _____, Michigan, hereby certifies that the foregoing is a true and complete copy of the resolution adopted by the Board at a _____ meeting held on _____, 2026, the original of which is a part of the Board's minutes, and further certifies that notice of the meeting was given to the public under the Open Meetings Act, 1976, PA 267, as amended.

Signed:

Secretary, Board of Education

OAISD General Fund Overview

Fiscal Year 2026/27

The OAISD General Fund is the primary operating fund for the district. One of the major revenue sources for the fund is the local property tax revenue collected via the county-wide allocated millage. For the 2025/26 fiscal year, the portion of this millage OAISD is allowed to levy is 0.1220. This millage was rolled back slightly by the headlee amendment to the actual millage levy 0.1151. The millage generates \$2.31M, which is 5% of the total general fund revenue. Other major revenue sources include state aid (Section 81) and various other state and federal program grants. The proposed 2026/27 General Fund budget is planning a 2.5% increase in Section 81 funds, this will be determined through the State's budgeting process.

Operating expenditures that are not entirely dedicated to special education or vocational education purposes are expensed within the General Fund, however an appropriate portion of district overhead, such as accounting, human resources, communications and technology, is allocated to the Special Educational and Vocational Education Funds. The general education portion of the Department of Teaching and Learning, providing professional support and development, as well as educational products and systems for teachers and administrators, is also housed within the General Fund. For a more detailed explanation of services included in this fund, please refer to the attached graphs.

The Fund Balance

The OAISD General Fund is projected to end FY27 with a 4.8% fund balance. Unlike a local district that bonds via a building and site millage in order to construct, renovate or upgrade buildings and large equipment, an ISD typically uses its operating millage revenue for those expenses. A major capital project included in this budget is contributing to the lower fund balance percentage. However, future projections anticipate rebuilding the fund balance to a more sustainable level relative to expenditures.

The General Fund Structure

The FY27 General Fund budget is projecting a deficit of \$1,754,595. This is a manageable deficit, caused primarily by capital projects, and depending on the budgeting process at the State level, could improve. The district is continuing to monitor and address the structural shortfall along with the needs of the students we serve. Throughout the budgeting process, a focus on the long range planning occurs to ensure that the district maintains a financially stable forecast.

Budget Highlights

Capital Project – LLC Construction (\$3,316,500)...

Learning and Leading Commons construction. This is a future professional learning space for all area educators and our shared administration offices. This project involves the former M-TEC building. This is the last phase of the bond construction project to create additional space for CTC programs. The operating funds of the district will support the expenditures not covered by the bond proceeds.

Other Significant Items to Note

In 2024/25, the General Fund budget had a surplus of \$457,950. The projected budget for the 2025/26 year has a surplus of \$911,954. This deficit is related to the construction project. The FY27 budget also reflects an operating deficit, attributable primarily to one time expenditures mostly in the capital needs of the district.

OAISD anticipates minimal revenue growth in non-grant areas for the next couple of years. Section 81, the State funding supporting the General Fund for Intermediate Districts, has experienced over 10 years of near flat funding. The district is therefore continuing to monitor and address structural shortfalls within the General Fund. Items to evaluate include staffing levels and product/service offerings. OAISD continues to maintain and update the facilities, primarily being addressed through the budgeting process.

2026-27 General Fund Budget Overview

Revenues:	2026/27 Proposed Budget	2025/26 Amended Budget	Change	Explanation of Major Changes
Property Taxes	2,429,625	2,314,271	115,354	Estimated 5% increase in property taxes
Other Local	1,083,988	1,124,470	(40,482)	Reduction in Erate, 35i MAISA and MAISA and an increase in C4S
State	38,368,433	36,753,246	1,615,187	Mainly due to increase in GSRP
Federal	1,935,103	2,164,198	(229,095)	Decreases on HRA grant and 31p TRAILS. Increase in Title I RAGS and Homeless grants
Incoming & Other Transfers	6,875,297	6,834,387	40,909	Increase in transfers from SE and VOC funds. Increase in Foreign Language services revenue
Total	50,692,446	49,190,572	1,501,874	

Expenditures:	2026/27 Proposed Budget	2025/26 Amended Budget	Change	Explanation of Major Changes
General Administration/Business & Other	6,424,681	5,119,799	1,304,882	Related to the increase in capital projects
Communications/Human Resources	2,572,621	2,450,894	121,727	Increase for HR position changes and position added mid FY26, new position for Events receptionist
Technology Services	3,508,802	3,464,463	44,339	Decreases related to prior year security equipment purchase. Increases related to Net Ops equipment and normal salary/benefits increases.
Instructional Staff Services	39,365,746	38,341,981	1,023,764	Increase due to GSRP
Maintenance & Operations	575,190	725,388	(150,198)	Decrease due to retirement-holding on filling position
Total	52,447,040	50,102,526	2,344,515	

OTTAWA AREA INTERMEDIATE SCHOOL DISTRICT GENERAL EDUCATION FUND

GENERAL APPROPRIATIONS ACT

RESOLUTION FOR ADOPTION BY THE BOARD OF EDUCATION OF THE OTTAWA AREA INTERMEDIATE SCHOOL DISTRICT

RESOLVED, that this resolution shall be the general appropriations act of the Ottawa Area Intermediate School District for the fiscal year July 1, 2026-June 30, 2027; AN ACT to make appropriations; to provide for the expenditures of the appropriations; and to provide for the disposition of all income received by the Ottawa Area Intermediate School District.

BE IT FURTHER RESOLVED, that the total revenues and unappropriated fund balance estimated to be available for appropriations in the general education fund of the Ottawa Area Intermediate School District for the fiscal year July 1, 2026-June 30, 2027, is as follows:

Revenues:

Local	\$ 3,513,613
State	\$ 38,368,433
Federal.....	\$ 1,935,103
Incoming Transfers & Other Transactions	\$ 6,875,297
Total Revenue.....	\$ 50,692,446
Estimated Fund Balance July 1, 2026.....	<u>\$ 4,270,426</u>

TOTAL AVAILABLE TO APPROPRIATE \$ 54,962,872

BE IT FURTHER RESOLVED, that \$52,447,040, of the total available to appropriate in the general fund is hereby appropriated in the amounts and for the purposes set forth below:

Expenditures:

Instruction:

Basic Programs.....	\$1,646
Added Needs.....	\$ 300

Support Services:

Pupil	\$ 277,086
Instructional Staff	\$ 7,645,011
General Administration.....	\$ 646,072
Business Services.....	\$ 1,799,042

Operation & Maintenance	\$ 670,046
Transportation	\$ 26,616
Central Support Services	\$ 4,996,833
Community Activities	\$ 476,446
Outgoing Transfers and Other Transactions	\$ 35,907,942
TOTAL APPROPRIATED	<u>\$ 52,447,040</u>
Estimated Fund Balance June 30, 2027	<u>\$ 2,515,832</u>

BE IT FURTHER RESOLVED, that no Board member or employee of the school district shall expend any funds or obligate the expenditure of any funds except pursuant to appropriations made by the Board of Education and in keeping with the budgetary policy statement hitherto adopted by the Board. Changes in the amount appropriated by the Board shall require approval by the Board.

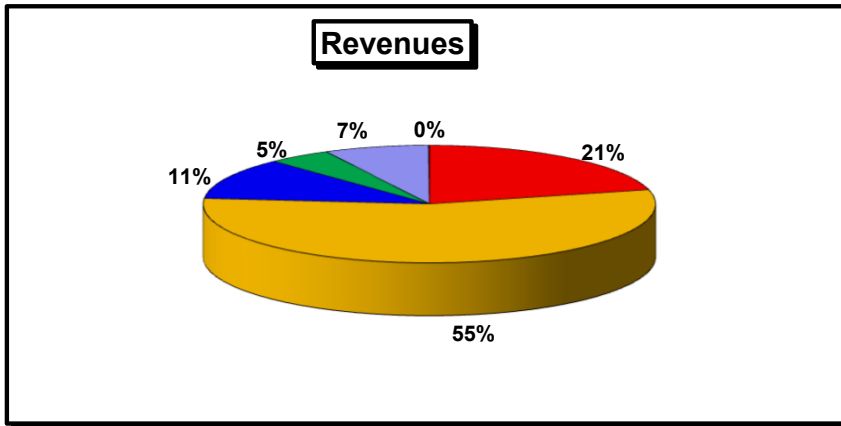
BE IT FURTHER RESOLVED, that the Superintendent is hereby charged with general supervision of the execution of the budget adopted by the Board and shall hold the department heads responsible for performance of their responsibilities within the amounts appropriated by the Board of Education and in keeping with the budgetary policy statement hitherto adopted by the Board.

BE IT FURTHER RESOLVED, that, for purposes of meeting emergency needs of the school district, changes in appropriations may be made upon the written authorization of the Superintendent. When the Superintendent makes a change in appropriations as permitted by this resolution, such change shall be presented to the Board of Education in the form of an appropriations act amendment, which shall be adopted by the Board of Education at a regularly scheduled meeting.

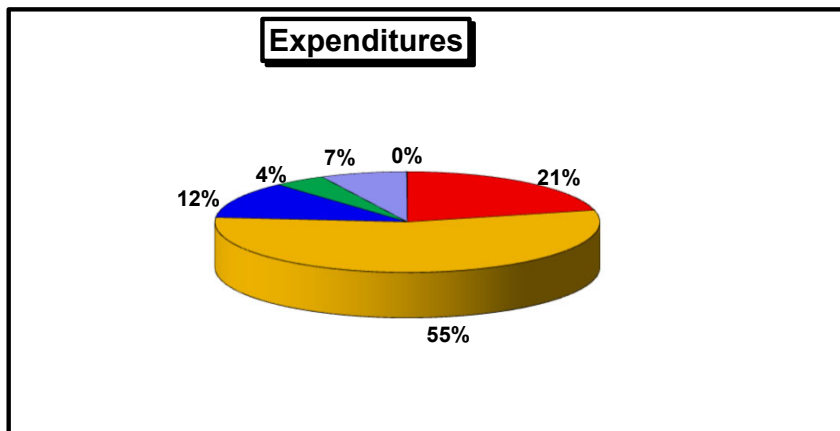
This act is to take effect on July 1, 2026.

2026/2027 OAISD Total Operating Budget

Revenues:	Budget	%
General Fund	50,692,446	21%
Special Education Fund	132,942,575	55%
Vocational Education Fund	27,441,208	11%
Cooperative Education Fund	10,862,816	5%
Enhancement Fund	17,984,565	7%
Student Activity Fund	146,770	0%
Total	240,070,379	100%

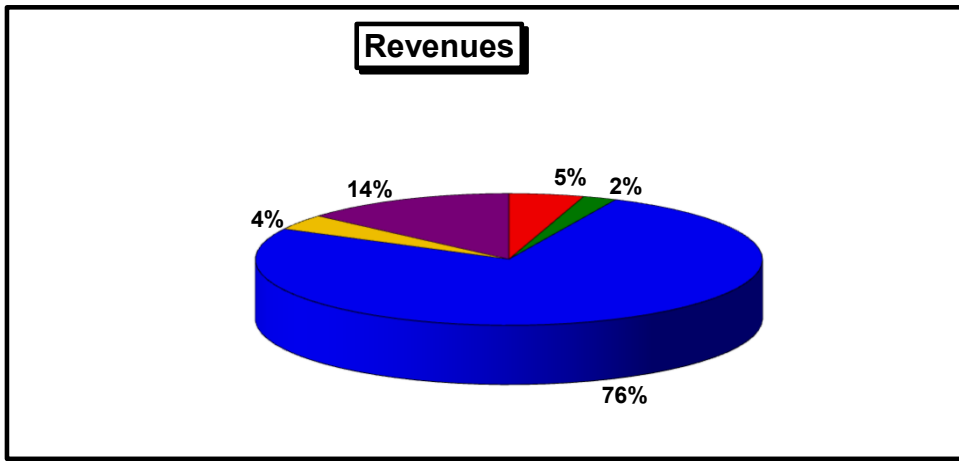


Expenditures:	Budget	%
General Fund	52,447,040	21%
Special Education Fund	136,337,498	55%
Vocational Education Fund	29,277,221	12%
Cooperative Education Fund	10,852,901	4%
Enhancement Fund	17,984,565	7%
Student Activity Fund	113,340	0%
Total	247,012,565	100%

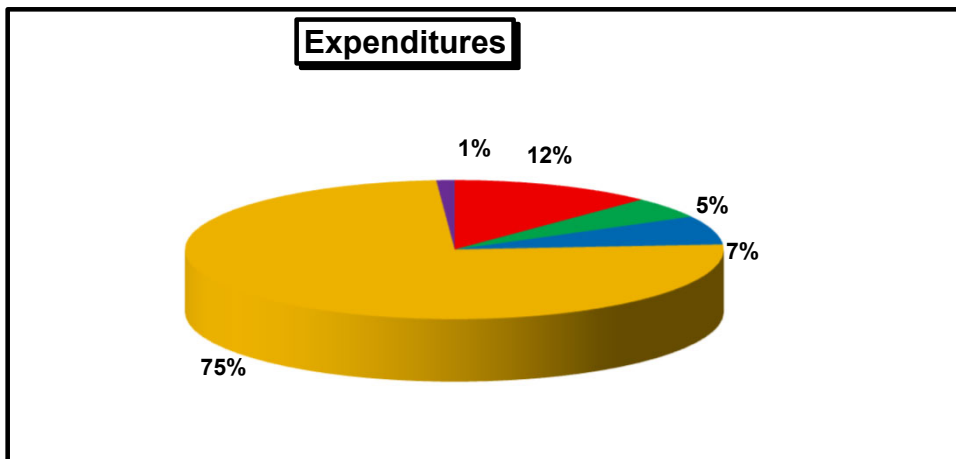


2026/2027 General Fund Operating Budget

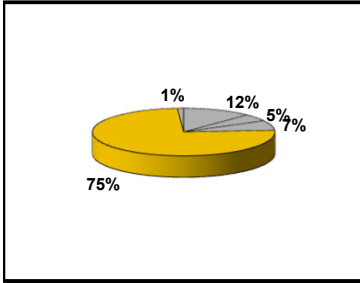
Revenues:	Budget	%
Property Taxes	2,422,425	5%
Other Local	1,091,188	2%
State	38,368,433	76%
Federal	1,935,103	4%
Incoming & Other Transfers	6,875,297	14%
Total	50,692,446	100%



Expenditures:	Budget	%
General Administration/Business & Other	6,424,681	12%
Communications/Human Resources	2,572,621	5%
Technology Services	3,508,802	7%
Instructional Staff Services	39,365,746	75%
Maintenance & Operations	575,190	1%
Total	52,447,040	100%



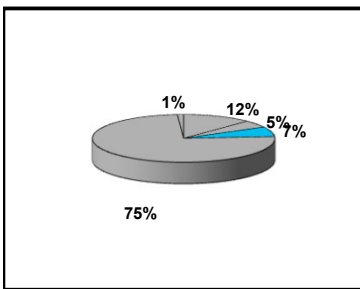
2026/2027 General Fund Operating Budget



Instructional Staff Services Include...

General Fund

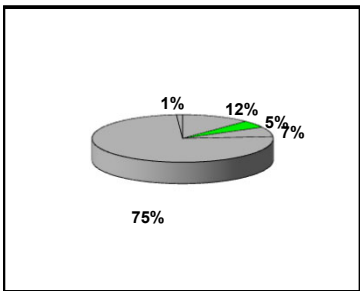
- ...School Improvement Services
- ...State & Federal Compliance Services
- ...Curriculum Development Services
- ...Content-Area Instruction & Assessment Services
- ...Health & Prevention Services & Grant Programs
- ...Early Childhood Service
- ...Instruction Technology Services
- ...Professional Learning Opportunities-SCECH or GVSU Credits
- ...Mentoring/Coaching Services
- ...Adaptive Schools Support
- ...Early Literacy Coaching
- ...Reading Now Network Support
- ...English Learners (EL) Support
- ...Delta Math Rtl Support



Innovation, Technology, Information & Security Services Include...

General Fund

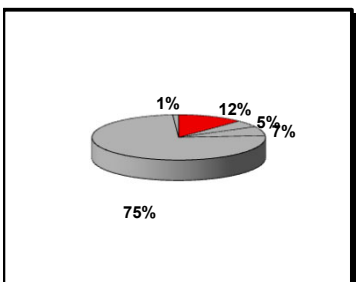
- ...Network Support
- ...Internet Support
- ...Computer Training & Lab
- ...Workstation/Application Support
- ...Regional Analysis of Technology Systems
- ...Technology Professional Development
- ...Educational Technology Support
- ...Communication System Support
- ...Enterprise Data Systems Support
- ...MI Data Hub Support
- ...Application Development
- ...Innovation and Design Thinking Support
- ...Internal and Regional Security Services



Communications & Human Resources Services Include...

General Fund

- ...Public Relations, Marketing, Advertising, and Media Relations Consulting
- ...Communication Materials Design/Development
- ...Human Resources Consulting
- ...Employee Training and Development
- ...Data Analysis
- ...Administrative Support for Contracted Substitute Teachers
- ...Conference Center Guest Services/Reception
- ...Educator Evaluation Regional Support
- ...Issues Management
- ...Brand Development
- ...Campaign Strategy



General Administration/Business & Other Include...

General Fund

- ...Superintendent and Business Office
- ...Lobbying Costs
- ...Transportation Training Agency
- ...Truancy Services
- ...Regional Data Analysis and Coordination
- ...Facilities Management Consultant

OTTAWA AREA ISD
ANNUAL BUDGET PLANNER

11 GENERAL FUND (ISD)	DESCRIPTION	2024-25 ACTUAL	2025-26 AMENDED	2025-26 YTD	2026-2027 PROPOSED	CHANGE	PCT CHANGE
11-0111-0000-000-0000-000000-000000	PROPERTY TAXES	2,181,752	2,307,071	2,274,510	2,422,425	115,354	5.0%
11-0111-0000-000-0000-000000-000100	DELINQUENT TAXES	1,175	4,200	6,737	4,200	-	0.0%
11-0119-0000-000-0000-000000-000000	INTEREST ON DEL TAXES	2,833	3,000	1,350	3,000	-	0.0%
11-0131-0000-000-0000-000000-000220	CONF REV-GENERAL INSERVICE	53,570	40,000	36,070	40,000	-	0.0%
11-0151-0000-000-0000-000000-000000	INTEREST INCOME	531,144	450,000	1,386,628	450,000	-	0.0%
11-0153-0000-000-0000-000000-000000	INVESTMENT GAIN/LOSS	(78,213)	-	(432,842)	-	-	100.0%
11-0181-0000-000-0000-000000-000000	CARING FOR STUDENTS (C4S-OAISD)	119,176	100,000	-	120,000	20,000	20.0%
11-0181-0000-000-0000-000000-000500	CARING FOR STUDENTS (C4S-LEA)	161,294	150,000	598,514	160,000	10,000	6.7%
11-0192-0000-000-0000-000000-000500	ERATE	96,312	26,085	-	9,334	(16,751)	-64.2%
11-0192-0000-000-9202-000000-920192	MI HEALTH ENDOWMENT FUND	-	6,175	-	-	(6,175)	-100.0%
11-0195-0000-000-0000-000000-114500-0000	CONF REV - GSRP NON-GRANT	5,430	-	2,538	-	-	100.0%
11-0195-0000-000-2806-000000-119316	35i MAISA	-	-	135,000	-	-	100.0%
11-0195-0000-001-2806-000000-119316	35i ATTENDANCE WORKS	-	-	28,440	-	-	100.0%
11-0199-0000-000-0000-000000-000000	MISCELLANEOUS	29,294	20,000	1,693	20,000	-	0.0%
11-0199-0000-000-0000-000000-000100	HOSPITALITY SUPPLY REVENUE	119,665	120,000	72,611	120,000	-	0.0%
11-0199-0000-000-0000-000000-000111	P CARD REBATE	44,497	44,000	39,798	41,000	(3,000)	0.0%
11-0199-0000-000-0000-000000-000121	BUS TRAINING REVENUE	-	50	-	50	-	0.0%
11-0199-0000-000-0000-000000-110300-0000	TRANSP TRAINING AGENCY REVENUE	-	150	-	150	-	0.0%
11-0199-0000-000-0000-000000-114000	MAISA MIECC	33,539	67,600	16,849	34,320	(33,280)	-49.2%
11-0199-0000-000-0000-000000-114500	REV-NON GRANT GSRP	-	10,000	1,500	10,000	-	0.0%
11-0199-0000-000-3413-000000-119283	ECIC REG CHILD CARE PLANNING	21,049	-	-	-	-	100.0%
11-0199-0000-000-3414-000000-119294	ODC ARPA CHILD CARE EXPANSION	20,000	-	-	-	-	100.0%
11-0199-0000-000-3415-000000-119135	GHACF TCAN PYRAMID PRACTICE	14,623	27,004	14,307	25,729	(1,275)	-4.7%
11-0199-0000-000-3421-000000-907701	MAP IT PROJECT	1,650	63,406	8,264	53,405	(10,001)	-15.8%
11-0199-0000-000-9204-000000-119114	READING NOW NETWORK	27,365	-	-	-	-	100.0%
11-0199-0000-000-9244-000000-119124	MAISA TRAILS	41,781	-	27,000	-	-	100.0%
TOTAL LOCAL REVENUE		3,427,938	3,438,741	4,218,967	3,513,613	74,872	2.2%
11-0311-0010-000-0000-000000-000000	SEC 81-STATE AID	1,786,713	1,870,689	1,020,341	1,917,583	46,894	2.5%
11-0312-0000-000-0000-000000-000100	SEC 147g 3% REIMBURSMENT	130,463	-	-	-	-	100.0%
11-0312-0000-000-0000-000000-000150	SEC 27L(4)-MPSERS HLTH OFFSET	-	164,590	165,674	-	(164,590)	-100.0%
11-0312-0000-000-2740-000000-000000	SEC 27L(2) EDUCATOR COMPENSATION	-	-	9,671	-	-	100.0%
11-0312-0000-000-0000-000000-000300	SEC 147a(4) - MPSERS OFFSET	740,676	-	-	-	-	100.0%
11-0312-0000-000-0000-000000-000500	MPSERS FORFEITURE CREDIT	24,591	5,000	35,278	5,000	-	0.0%
11-0312-0000-000-1050-000000-000700	SEC 26A-RENAISSANCE ZONE	5,474	1,212	4,120	-	(1,212)	-100.0%
11-0312-0000-000-2081-000000-000000	SEC 147a(2) MPSERS NORM OFFSET	450,473	494,103	174,971	494,103	-	0.0%
11-0312-0000-000-2081-000000-000100	SEC 147a(3) MPSERS OFFSET	139,871	-	-	-	-	100.0%
11-0312-0000-000-2082-000000-000000	SEC 147e - MPSERS REFORMS DC	97,531	84,205	32,407	84,205	-	0.0%
11-0312-0000-000-2087-000000-000000	SEC 147(C) MPSERS OFFSET	752,812	1,054,258	685,338	1,120,104	65,846	6.2%
11-0312-0000-000-2630-000000-000000	147C(2)MPSERS ONE TIME DEPOSIT	153,666	-	-	-	-	0.0%
11-0312-0000-000-2915-000000-119334	E RATE CONSTRUCTION MATCH	-	172,166	-	-	(172,166)	-100.0%

OTTAWA AREA ISD
ANNUAL BUDGET PLANNER

11 GENERAL FUND (ISD)	DESCRIPTION	2024-25 ACTUAL	2025-26 AMENDED	2025-26 YTD	2026-2027 PROPOSED	CHANGE	PCT CHANGE
11-0312-0000-000-2253-00000-119303-	31n FY 22.23	384,289	-	-	-	-	100.0%
11-0312-0000-000-2254-00000-119303-	31n 6 FY 23.24	1,742,191	160,223	160,223	-	(160,223)	-100.0%
11-0312-0000-000-2255-00000-119303-	31n6 FY 24.25	450,951	1,784,149	1,784,149	100,000	(1,684,149)	-94.4%
11-0312-0000-000-2256-00000-119303-	31n 6 FY 25.26	-	7,000	1,123,950	1,317,886	1,310,886	18726.9%
11-0312-0000-000-2257-00000-119303-	31n FY 26.27	-	-	-	800,000	800,000	100.0%
11-0312-0000-000-2270-00000-119301-	31n12 ADMIN	71,523	17,763	17,763	-	(17,763)	-100.0%
11-0312-0000-000-2271-00000-119301-	31n	-	-	-	76,815	76,815	100.0%
11-0312-0000-000-2271-00000-119302-	31n12 ADMIN	-	73,091	48,696	16,164	(56,927)	0.0%
11-0312-0000-000-2370-00000-000000-	SEC 26d BROWNFIELD REIMB	14,092	22,524	17,749	23,650	1,126	0.0%
11-0312-0000-000-2494-00000-119304-	31aa	48,494	-	-	-	-	0.0%
11-0312-0000-000-2495-00000-119325-	31aa	33,308	-	-	-	-	0.0%
11-0312-0000-000-2685-00000-119395-	SECTION 12c-CONSOLIDATED	343,721	235,059	235,815	-	(235,059)	-100.0%
11-0312-0000-000-2686-00000-119396-	SECTION 12c-CONSOLIDATED	-	733,174	4,031,691	219,488	(513,686)	-70.1%
11-0312-0000-000-2687-00000-119397-	12c	-	-	-	1,029,606	1,029,606	100.0%
11-0312-0000-000-2804-00000-119314-	35i(1) MI FAMILY ENGAGEMT CTR	113,169	-	-	-	-	100.0%
11-0312-0000-000-2805-00000-119315-	35i(1) MI FAMILY ENGAGEMT CTR	183,515	77,672	77,672	-	(77,672)	-100.0%
11-0312-0000-000-2806-00000-119316-	35i(1) MI FAMILY ENGAGEMT CTR	-	199,973	1,016,074	62,655	(137,318)	-68.7%
11-0312-0000-000-2807-00000-119317-	35i(1) MI FAMILY ENGAGEMT CTR	-	-	-	269,543	269,543	100.0%
11-0312-0000-000-3074-00000-119074-	SECT 41 BILINGUAL FY 24	417	-	-	-	-	100.0%
11-0312-0000-000-3075-00000-119305-	SECT 41 BILINGUAL FY 25	6,333	-	-	-	-	100.0%
11-0312-0000-000-3076-00000-119306-	SECT 41 BILINGUAL	-	6,244	4,192	-	(6,244)	-100.0%
11-0312-0000-000-3077-00000-119307-	SECT 41 BILINGUAL	-	-	-	7,687	7,687	100.0%
11-0312-0000-000-3654-00000-900304-	35a4 LITERACY COACHES	834,579	-	-	-	-	100.0%
11-0312-0000-000-3655-00000-900305-	35a4 LITERACY COACHES PREK-3	438,625	686,375	686,375	-	(686,375)	-100.0%
11-0312-0000-000-3656-00000-900306-	35A4 EARLY LITERACY COACH	-	594,894	613,575	530,105	(64,789)	0.0%
11-0312-0000-000-3657-00000-900307-	EARLY LITERACY COACH	-	-	-	805,069	805,069	0.0%
11-0312-0000-000-3700-00000-000000-	SEC 152A HEADLEE FOR DATA	8,630	9,576	4,841	9,576	-	0.0%
11-0312-0000-000-3970-00000-000400-	SEC 74-BUS DRIVER SAFETY	165,150	108,566	28,326	108,566	-	0.0%
11-0312-0000-000-3970-00000-000500-	BUS DRIVER SAFETY-PR YR ADJ	(17,943)	-	-	-	-	100.0%
11-0312-0100-000-2784-00000-907054-	32P(6) LITERACY GRANT	15,752	-	-	-	-	100.0%
11-0312-0100-000-2785-00000-907055-	32P(6) LITERACY GRANT	73,186	20,253	20,253	-	(20,253)	-100.0%
11-0312-0100-000-3404-00000-119604-	32d GSRP	1,613,486	-	-	-	-	100.0%
11-0312-0100-000-3404-00000-119614-	GSRP CURRICULUM	152,095	-	-	-	-	100.0%
11-0312-0100-000-3404-00000-119624-	GSRP START UP ROUND 2	12,809	-	-	-	-	100.0%
11-0312-0100-000-3404-00000-119634-	GSRP START UP ROUND 3	546,303	-	28,697	-	-	100.0%
11-0312-0100-000-3404-00000-119635-	GSRP START UP ROUND 4	1,130,368	-	119,632	-	-	100.0%
11-0312-0100-000-3404-00000-119644-	GSRP START UP	27,811	-	-	-	-	100.0%
11-0312-0100-000-3404-00000-119664-	GSRP CURRICULUM CARRY OVER	12,849	-	-	-	-	100.0%
11-0312-0100-000-3404-00000-119674-	32d GSRP TRANSPORTATION	15,743	-	-	-	-	100.0%
11-0312-0100-000-3404-00000-119684-	32d GSRP TRANSPORTATION C/O	42,383	-	-	-	-	100.0%
11-0312-0100-000-3404-00000-119704-	GSRP FY 24 C/O	1,140,061	-	-	-	-	100.0%
11-0312-0100-000-3405-00000-119605-	32d GSRP	12,791,569	2,209,960	2,209,960	-	(2,209,960)	-100.0%
11-0312-0100-000-3405-00000-119645-	GSRP CURRICULUM	109,831	-	-	-	-	100.0%

OTTAWA AREA ISD
ANNUAL BUDGET PLANNER

11 GENERAL FUND (ISD)	DESCRIPTION	2024-25 ACTUAL	2025-26 AMENDED	2025-26 YTD	2026-2027 PROPOSED	CHANGE	PCT CHANGE
11-0312-0100-000-3405-00000-119675-	32d GSRP TRANSPORTATION	453,520	62,838	62,838	-	(62,838)	-100.0%
11-0312-0100-000-3405-00000-119685-	32d GSRP TRANSPORTATION C/O	-	54,746	54,746	-	(54,746)	-100.0%
11-0312-0100-000-3406-00000-119686-	32d GSRP TRANSPORTATION C/O	-	-	-	10,000	10,000	100.0%
11-0312-0100-000-3405-00000-119705-	32D GSRP CARRY OVER	-	1,849,682	1,849,682	-	(1,849,682)	-100.0%
11-0312-0100-000-3406-00000-119706-	32d GSRP CARRY OVER	-	-	-	1,620,418	1,620,418	100.0%
11-0312-0100-000-3406-00000-119606-	32d GSRP	-	21,737,410	15,271,154	5,519,573	(16,217,837)	-74.6%
11-0312-0100-000-3407-00000-119607-	32d GSRP	-	-	-	21,242,657	21,242,657	100.0%
11-0312-0100-000-3406-00000-119626-	GSRP START UP FY 26	-	-	604,680	75,000	75,000	100.0%
11-0312-0100-000-3406-00000-119636-	GSRP START UP ROUND #	-	1,129,500	1,129,500	-	(1,129,500)	0.0%
11-0312-0100-000-3406-00000-119676-	32d GSRP TRANSPORTATION	-	648,668	363,166	64,053	(584,615)	0.0%
11-0312-0100-000-3407-00000-119677-	32d GSRP TRANSPORTATION	-	-	-	660,000	660,000	0.0%
11-0312-0100-000-3434-00000-907014-	32p EC HV FY 24	25,857	-	-	-	-	0.0%
11-0312-0100-000-3434-00000-907024-	32p GSC FY 24	48,387	-	-	-	-	0.0%
11-0312-0100-000-3434-00000-907304-	32p EC HV CARRY OVER	22,968	-	-	-	-	100.0%
11-0312-0100-000-3434-00000-907334-	32P GSC CARRY OVER	28,306	-	-	-	-	100.0%
11-0312-0100-000-3434-00000-907374-	32P(4) CARRY OVER	75,703	-	-	-	-	100.0%
11-0312-0100-000-3434-00000-907504-	32p(4) FY 24	28,421	-	-	-	-	100.0%
11-0312-0100-000-3435-00000-907305-	32P EC HV CARRY OVER	-	7,022	7,022	-	(7,022)	0.0%
11-0312-0100-000-3435-00000-907315-	32p EC HV	63,497	30,538	30,538	-	(30,538)	0.0%
11-0312-0100-000-3435-00000-907325-	32p GSC	127,226	71,893	71,893	-	(71,893)	0.0%
11-0312-0100-000-3435-00000-907335-	32P GSC CARRY OVER	-	40,521	40,521	-	(40,521)	-100.0%
11-0312-0100-000-3435-00000-907365-	32p(4)	10,776	18,882	18,882	-	(18,882)	-100.0%
11-0312-0100-000-3435-00000-907375-	32P(4) CARRY OVER	-	108,514	108,514	-	(108,514)	-100.0%
11-0312-0130-000-2726-00000-119326-	27h MENTORING/INDUCTION	-	37,237	37,237	28,500	(8,737)	-23.5%
11-0315-0000-000-2405-00000-900315-	35a EIA THRU MAISA	13,872	-	-	-	-	100.0%
11-0315-0000-000-9104-00000-119344-	MI MODEL FY 24	28,584	-	-	-	-	100.0%
11-0315-0000-000-9105-00000-119345-	MI MODEL FY 25	77,472	27,528	27,528	-	(27,528)	-100.0%
11-0315-0000-000-9106-00000-119346-	MI MODEL	-	82,151	26,250	22,849	(59,302)	-72.2%
11-0315-0000-000-9107-00000-119347-	MI MODEL	-	-	-	74,182	74,182	100.0%
11-0321-0000-000-0000-00000-000000-	STATE PAYMENT IN LIEU OF TAXES	52,951	53,396	46,121	53,396	-	0.0%
TOTAL STATE REVENUE		27,845,100	36,753,246	34,107,705	38,368,433	1,615,187	4.4%
11-0414-0000-000-4883-00000-119453-	31p TRAILS #232425 22.23	401,786	267,857	112,000	-	(267,857)	-100.0%
11-0414-0000-000-6184-01054-119444-	HRA #242810-HRA2024	34,475	-	-	-	-	100.0%
11-0414-0000-000-6185-00000-119445-	HRA #252810 HRA 2025	180,913	33,287	-	-	(33,287)	0.0%
11-0414-0000-000-6186-00000-119446-	HRA #	-	308,761	-	-	(308,761)	0.0%
11-0414-0000-000-6354-00000-119384-	HOMELESS #242320 2324	13,540	-	-	-	-	0.0%
11-0414-0000-000-6355-00000-119495-	HOMELESS #252320 24.25	78,670	28,375	28,375	-	(28,375)	0.0%
11-0414-0000-000-6356-00000-119496-	HOMELESS #262320 2526	-	70,091	39,872	63,281	(6,810)	-9.7%
11-0414-0000-000-6357-00000-119497-	HOMELESS #	-	-	-	140,422	140,422	100.0%
11-0414-0000-000-8215-00000-119435-	RURAL ED G5	44,932	-	-	-	-	100.0%

OTTAWA AREA ISD
ANNUAL BUDGET PLANNER

11 GENERAL FUND (ISD)	DESCRIPTION	2024-25 ACTUAL	2025-26 AMENDED	2025-26 YTD	2026-2027 PROPOSED	CHANGE	PCT CHANGE
11-0414-0000-000-8216-00000-119436-	RURAL ED G5	-	44,722	20,668	-	(44,722)	-100.0%
11-0414-0000-000-8217-00000-119437-	RURAL ED G5	-	-	-	44,722	44,722	100.0%
11-0414-0040-000-6844-00000-908004-	TITLE III #240580 2324	8,405	-	-	-	-	100.0%
11-0414-0040-000-6845-00000-908405-	TITLE III #250580 2425	56,572	9,124	9,124	-	(9,124)	-100.0%
11-0414-0040-000-6847-00000-908407-	TITLE III #	-	-	-	51,716	51,716	0.0%
11-0414-0040-000-6846-00000-908406-	TITLE III #260580 2526	-	39,878	12,427	46,873	6,995	0.0%
11-0414-0140-000-6014-00000-119524-	TITLE I RAG #241570 23-24	27,392	-	-	-	-	0.0%
11-0414-0140-000-6015-00000-119485-	TITLE I RAGS #251570 24-25	257,857	32,991	32,991	-	(32,991)	-100.0%
11-0414-0140-000-6016-00000-119486-	TITLE I RAGS #261570 25-26	-	276,727	109,020	99,637	(177,090)	-64.0%
11-0414-0140-000-6017-00000-119487-	TITLE I RAGS #	-	-	-	377,365	377,365	100.0%
11-0414-0250-000-4475-00000-119425-	FILTER FIRST	43,283	-	-	-	-	100.0%
11-0414-0250-000-6360-00000-119394-	MV HOMELESS ARP 1 211013-2223	26,009	-	-	-	-	100.0%
11-0415-0000-000-6954-00000-119464-	DHSS-SAMHSA FY 24	231,277	-	-	-	-	100.0%
11-0415-0000-000-6955-00000-119465-	DHSS-SAMHSA FY 25 YR 3	828,850	180,974	180,974	-	(180,974)	0.0%
11-0415-0000-000-6956-00000-119466-	DHSS-SAMHSA FY 26 YR 4	-	871,411	544,899	239,843	(631,568)	0.0%
11-0415-0000-000-6957-00000-119467-	DHSS-SAMHSA	-	-	-	871,244	871,244	0.0%
11-0417-0000-000-7784-00000-920204-	ECSN CCFD	80,371	-	-	-	-	0.0%
TOTAL FEDERAL REVENUE		2,314,331	2,164,198	1,090,349	1,935,103	(229,095)	-10.6%
11-0518-0000-000-0000-00000-110200-	DATA ANALYSIS SERVICES	114,863	105,000	-	110,000	5,000	4.8%
11-0518-0000-000-0000-00000-113490-	FOREIGN LANGUAGE SERVICES	5,059	350	5,738	5,000	4,650	1328.6%
11-0518-0000-000-0000-00000-119303-	OCSN REVENUE LEA	-	1,415	4,696	3,281	1,866	0.0%
11-0552-0000-000-0000-00000-000000-	PRIOR PERIOD ADJUSTMENT	-	1,000	-	1,000	-	0.0%
11-0599-0000-000-0000-00000-000000-	SALE OF SURPLUS EQUIPMENT	-	4,140	-	1,000	(3,140)	0.0%
11-0622-0000-000-0000-00000-000000-	TRANSFER FROM SPECIAL ED	2,841,276	3,143,307	3,143,307	3,153,900	10,593	0.3%
11-0622-0000-000-0000-00000-000400-	INDIRECT COST TRANSFER	101,381	104,154	-	111,760	7,606	7.3%
11-0626-0000-000-0000-00000-000000-	TRANSFER FROM VOCATIONAL ED	3,024,458	3,386,225	3,386,225	3,399,960	13,735	0.4%
11-0627-0000-000-0000-00000-001000-	FR COOP-REMC	60,381	88,796	-	89,396	600	0.7%
TOTAL OTHER REVENUE		6,147,419	6,834,387	6,539,965	6,875,297	40,909	0.6%
TOTAL REVENUES		39,734,787.45	49,190,572	45,956,986	50,692,446	1,501,874	3.1%
110000 BOARD OF EDUCATION							
11-1-231-1140-000-0000-00000-110000-	BOARD MEMBER STIPENDS	1,450	3,000	1,050	3,000	-	0.0%
11-1-231-2820-000-0000-00000-110000-	RETIREMENT	-	846	-	846	-	0.0%

OTTAWA AREA ISD
ANNUAL BUDGET PLANNER

11 GENERAL FUND (ISD)	DESCRIPTION	2024-25 ACTUAL	2025-26 AMENDED	2025-26 YTD	2026-2027 PROPOSED	CHANGE	PCT CHANGE
11-1-231-2829-000-0000-00000-110000-	RETIREMENT - UNFUNDED	-	278	-	278	-	0.0%
11-1-231-2830-000-0000-00000-110000-	FICA	111	230	80	230	-	0.0%
11-1-231-2840-000-0000-00000-110000-	WORKERS COMP	2	5	2	5	-	0.0%
11-1-231-3220-000-0000-00000-110000-	CONFERENCE EXPENSE	-	-	125	-	-	100.0%
11-1-231-3220-000-3930-00000-110000-	SCHOOL BOARD TRAINING NEXSYS	-	-	400	-	-	100.0%
11-1-231-5914-000-0000-00000-110000-	TECHNOLOGY SUPPLIES	143	1,050	-	1,050	-	0.0%
11-1-231-5990-000-0000-00000-110000-	SOFTWARE&SOFTWARE LICENSES	6,220	3,000	-	3,000	-	0.0%
11-1-231-7912-000-0000-00000-110000-	BOARD OF ED EXPENSE	5,328	7,500	7,445	7,500	-	0.0%
TOTAL BOARD OF EDUCATION		13,254	15,908	9,102	15,908	-	0.0%
110100 SUPERINTENDENT							
11-1-232-1110-000-0000-00000-110100-	SUPERINTENDENT	245,972	255,187	202,523	265,395	10,208	4.0%
11-1-232-1130-000-0000-00000-110100-	ADMINISTRATIVE ASSISTANT	50,452	77,590	58,564	80,693	3,103	4.0%
11-1-232-1790-000-0000-00000-110100-	CELL PHONE STIPENDS	1,500	1,500	1,125	1,500	-	0.0%
11-1-232-1794-000-0000-00000-110100-	IN-OAISD TRAVEL ALLOW	3,500	3,500	2,771	-	(3,500)	-100.0%
11-1-232-1880-000-0000-00000-110100-	SUB SECRETARIAL	1,100	-	-	-	-	100.0%
11-1-232-1910-000-0000-00000-110100-	ADMN MERIT PAY	4,907	5,104	-	5,308	204	4.0%
11-1-232-2110-000-0000-00000-110100-	LIFE INSURANCE	259	262	219	262	(0)	-0.1%
11-1-232-2120-000-0000-00000-110100-	LTD INSURANCE	817	758	807	968	210	27.7%
11-1-232-2130-000-0000-00000-110100-	HEALTH INSURANCE	20,757	21,355	16,843	21,985	630	2.9%
11-1-232-2132-000-0000-00000-110100-	HEALTH ADMIN FEES	40	47	40	47	(0)	-0.8%
11-1-232-2140-000-0000-00000-110100-	DENTAL INSURANCE	1,571	1,602	1,260	1,642	40	2.5%
11-1-232-2150-000-0000-00000-110100-	VISION INSURANCE	105	113	88	121	8	6.8%
11-1-232-2820-000-0000-00000-110100-	RETIREMENT	83,986	83,666	68,778	79,760	(3,906)	-4.7%
11-1-232-2822-000-2630-00000-110100-	MPSERS ONE TIME	11,712	-	-	-	-	100.0%
11-1-232-2828-000-0000-00000-110100-	ORS 3% REIMBURSEMENT	7,536	761	761	-	(761)	-100.0%
11-1-232-2829-000-0000-00000-110100-	RETIREMENT - UNFUNDED	27,704	45,792	30,622	50,071	4,279	9.3%
11-1-232-2830-000-0000-00000-110100-	FICA	18,563	15,717	14,811	21,733	6,016	38.3%
11-1-232-2840-000-0000-00000-110100-	WORKERS COMP	438	480	441	546	66	13.9%
11-1-232-2920-000-0000-00000-110100-	CASH IN LIEU	1,622	2,316	1,834	2,316	-	0.0%
11-1-232-2990-000-0000-00000-110100-	ADMIN TSA	23,600	24,537	24,537	24,537	-	0.0%
11-1-232-3190-000-0000-00000-110100-	CONTRACTED SERVICES	-	16,000	14,000	16,000	-	0.0%
11-1-232-3210-000-0000-00000-110100-	MILEAGE & EXPENSE	-	500	307	4,000	3,500	700.0%
11-1-232-3220-000-0000-00000-110100-	CONFERENCE EXPENSE	6,669	9,500	4,560	9,500	-	0.0%
11-1-232-3430-000-0000-00000-110100-	POSTAGE	134	100	-	100	-	0.0%
11-1-232-3450-000-0000-00000-110100-	SOFTWARE LICENSES	594	300	790	300	-	0.0%
11-1-232-3610-000-0000-00000-110100-	PRINTING	-	100	-	100	-	0.0%
11-1-232-5410-000-0000-00000-110100-	SUBSCRIPTIONS	-	200	144	200	-	0.0%

OTTAWA AREA ISD
ANNUAL BUDGET PLANNER

11 GENERAL FUND (ISD)	DESCRIPTION	2024-25 ACTUAL	2025-26 AMENDED	2025-26 YTD	2026-2027 PROPOSED	CHANGE	PCT CHANGE
11-1-232-5910-000-0000-00000-110100-	OFFICE SUPPLIES-CONSUMABLE	86	400	40	400	-	0.0%
11-1-232-5996-000-0000-00000-110100-	MISC SUPPLIES & MATERIALS	144	200	148	200	-	0.0%
11-1-232-5997-000-0000-00000-110100-	MEETING EXPENSE	2,339	8,250	1,761	8,250	-	0.0%
11-1-232-6421-000-0000-00000-110100-	TECHNOLOGY-INVENTORY	-	1,200	953	1,200	-	0.0%
11-1-232-7410-000-0000-00000-110100-	DUES & FEES	34,692	25,000	20,772	25,000	-	0.0%
11-1-232-7910-000-0000-00000-110100-	MISC EXPENSE	398	500	370	500	-	0.0%
11-1-289-3153-000-0000-00000-110100-	CONTRACTED SVS-WMTT	87,756	80,000	43,284	80,000	-	0.0%
TOTAL SUPERINTENDENT		638,954	682,538	513,152	702,634	20,096	2.9%
110200 BUSINESS SERVICES							
11-1-252-1120-000-0000-00000-110200-	ASSISTANT SUPERINTENDENT	183,977	196,336	155,433	204,190	7,854	4.0%
11-1-252-1160-000-0000-00000-110200-	ACCOUNTS PAYABLE MANAGER	2,697	72,001	57,001	74,881	2,880	4.0%
11-1-252-1176-000-0000-00000-110200-	CONTROLLER	123,341	130,274	103,134	135,485	5,211	4.0%
11-1-252-1310-000-0000-00000-110200-	ACCOUNTING	161,614	101,822	73,668	101,942	120	0.1%
11-1-252-1390-000-0000-00000-110200-	PROJECT MANAGER	92,033	95,714	75,774	99,543	3,829	4.0%
11-1-252-1622-000-0000-00000-110200-	ADMIN ASSISTANTS	64,354	67,124	50,664	69,809	2,685	4.0%
11-1-252-1790-000-0000-00000-110200-	CELL PHONE STIPENDS	2,986	2,981	2,214	2,962	(19)	-0.6%
11-1-252-1791-000-0000-00000-110200-	VACATION PAYOUT	-	1,300	1,300	-	(1,300)	-100.0%
11-1-252-1794-000-0000-00000-110200-	IN-OAISD TRAVEL ALLOW	2,500	2,500	1,979	-	(2,500)	-100.0%
11-1-252-1910-000-0000-00000-110200-	ADMN MERIT PAY	6,146	6,532	-	6,794	262	4.0%
11-1-252-1980-000-0000-00000-110200-	OT & EXTRA HOURS	-	600	-	600	-	0.0%
11-1-252-2110-000-0000-00000-110200-	LIFE INSURANCE	310	308	254	306	(2)	-0.8%
11-1-252-2120-000-0000-00000-110200-	LTD INSURANCE	2,027	1,823	1,594	1,919	96	5.3%
11-1-252-2130-000-0000-00000-110200-	HEALTH INSURANCE	91,537	97,931	74,122	92,081	(5,850)	-6.0%
11-1-252-2132-000-0000-00000-110200-	HEALTH ADMIN FEES	190	190	158	190	0	0.2%
11-1-252-2133-000-0000-00000-110200-	HEALTH SAVINGS ACCOUNT	1,430	613	4,386	8,568	7,955	1296.9%
11-1-252-2140-000-0000-00000-110200-	DENTAL INSURANCE	7,847	8,297	6,423	8,447	150	1.8%
11-1-252-2150-000-0000-00000-110200-	VISION INSURANCE	552	590	453	625	35	5.9%
11-1-252-2820-000-0000-00000-110200-	RETIREMENT	195,487	187,643	147,043	185,815	(1,828)	-1.0%
11-1-252-2822-000-2630-00000-110200-	MPSERS ONE TIME	27,992	-	-	-	-	100.0%
11-1-252-2828-000-0000-00000-110200-	ORS 3% REFUND	8,680	988	988	-	(988)	-100.0%
11-1-252-2829-000-0000-00000-110200-	RETIREMENT - UNFUNDED	66,315	87,566	70,298	95,630	8,064	9.2%
11-1-252-2830-000-0000-00000-110200-	FICA	47,209	52,088	37,370	51,815	(273)	-0.5%
11-1-252-2840-000-0000-00000-110200-	WORKERS COMP	923	926	855	1,041	115	12.4%
11-1-252-2920-000-0000-00000-110200-	CASH IN LIEU	36	36	28	36	-	0.0%
11-1-252-2921-000-0000-00000-110200-	CIL-LIFE/LTC	4,048	4,037	3,166	4,011	(26)	-0.6%
11-1-252-2990-000-0000-00000-110200-	ADMIN TSA	17,497	20,000	-	22,000	2,000	10.0%
11-1-252-3210-000-0000-00000-110200-	MILEAGE & EXPENSE	994	1,500	420	3,500	2,000	133.3%
11-1-252-3220-000-0000-00000-110200-	CONFERENCE EXPENSE	20,089	17,000	9,952	16,000	(1,000)	-5.9%

OTTAWA AREA ISD
ANNUAL BUDGET PLANNER

11 GENERAL FUND (ISD)	DESCRIPTION	2024-25 ACTUAL	2025-26 AMENDED	2025-26 YTD	2026-2027 PROPOSED	CHANGE	PCT CHANGE
11-1-252-3416-000-0000-00000-110200-	MIFI	869	800	649	800	-	0.0%
11-1-252-3450-000-0000-00000-110200-	SOFTWARE LICENSES	1,320	1,400	870	1,400	-	0.0%
11-1-252-3510-000-0000-00000-110200-	ADVERTISING	1,486	1,500	241	1,500	-	0.0%
11-1-252-3610-000-0000-00000-110200-	PRINTING	470	500	76	500	-	0.0%
11-1-252-4915-000-0000-00000-110200-	SHREDDING SERVICES	531	500	431	500	-	0.0%
11-1-252-5910-000-0000-00000-110200-	OFFICE SUPPLIES-CONSUMABLE	4,675	3,000	3,291	3,000	-	0.0%
11-1-252-5914-000-0000-00000-110200-	TECHNOLOGY SUPPLIES	169	400	108	400	-	0.0%
11-1-252-5996-000-0000-00000-110200-	MISC SUPPLIES & MATERIALS	23	100	2,150	100	-	0.0%
11-1-252-5997-000-0000-00000-110200-	MEETING EXPENSE	2,439	1,700	3,099	3,000	1,300	76.5%
11-1-252-6421-000-0000-00000-110200-	TECHNOLOGY-INVENTORY	3,928	2,600	1,787	-	(2,600)	-100.0%
11-1-252-6422-000-0000-00000-110200-	OFFICE SUPPLIES-INVENTORY	-	500	-	500	-	0.0%
11-1-252-7410-000-0000-00000-110200-	DUES & FEES	3,185	3,000	2,749	3,000	-	0.0%
11-1-252-7910-000-0000-00000-110200-	MISC EXPENSE	4,733	3,000	-	3,000	-	0.0%
11-1-284-3160-000-0000-00000-110200-	DATA PROCESSING SERV-MUNIS	6,423	7,207	7,207	7,207	-	0.0%
11-1-627-8110-000-0000-00000-110200-	TO COOP FUND-AP/AR	93,988	85,992	-	56,597	(29,395)	-34.2%
11-1-627-8111-000-0000-00000-110200-	TRANSFER TO COOP-PAYROLL	337,252	341,040	-	285,038	(56,002)	-16.4%
11-1-627-8112-000-0000-00000-110200-	TRANS TO COOP-FIN MGMT	-	3,890	-	(26,114)	(30,004)	-771.4%
TOTAL BUSINESS SERVICES		1,594,303	1,615,848	901,333	1,528,617	(87,231)	-5.4%
11-1-252-3170-000-0000-00000-110200-	LEGAL SERVICES	16,416	20,000	15,920	20,000	-	0.0%
11-1-252-3430-000-0000-00000-110200-	POSTAGE	14,664	15,000	11,298	15,000	-	0.0%
11-1-252-7412-000-0000-00000-110200-	BANKING FEES	4,147	4,000	5,426	4,500	500	12.5%
11-1-259-3194-000-0000-00000-110200-	TAX COLL EXP/MISC	7,360	7,300	7,109	7,300	-	0.0%
11-1-259-7610-000-0000-00000-110200-	TAXES ABATED/WRITTEN OFF	-	500	-	500	-	0.0%
11-1-289-7910-000-0000-00000-110200-	AP PCARD HOLDING	(208)	-	218	-	-	100.0%
11-1-289-7919-000-0000-00000-110200-	AP EXPENSE HOLDING	-	-	29,031	-	-	100.0%
11-1-492-8911-000-0000-00000-110200-	PRIOR YEAR ADJUSTMENTS	-	1,000	-	1,000	-	0.0%
11-1-611-9990-000-0000-00000-110200-	INDIRECT COST	(99,719)	(103,867)	(50,724)	(351,231)	(247,364)	238.2%
11-1-631-8113-000-0000-00000-110200-	TO BOND FUND	172,453	176,410	65,715	176,410	-	0.0%
11-1-642-8114-000-0000-00000-110200-	TO CAPITAL PROJECTS	937,995	1,718,299	16,393	3,316,500	1,598,201	93.0%
TOTAL BUSINESS SERVICES		1,053,106	1,838,642	100,384	3,189,979	1,351,337	73.5%
110225 MEDICAID C4S							
11-1-411-8914-000-0000-00000-110225-	MEDICAID C4S REIMB LOCALS	161,295	150,000	-	160,000	10,000	6.7%
TOTAL MEDICAID C4S		161,295	150,000	-	160,000	10,000	6.7%

OTTAWA AREA ISD
ANNUAL BUDGET PLANNER

11 GENERAL FUND (ISD)	DESCRIPTION	2024-25 ACTUAL	2025-26 AMENDED	2025-26 YTD	2026-2027 PROPOSED	CHANGE	PCT CHANGE
110250 AUDIT AND INSURANCE							
11-1-231-3180-000-0000-00000-110250-	AUDIT SERVICES	7,473	7,530	6,076	7,530	-	0.0%
11-1-261-3910-000-0000-00000-110250-	INSURANCE-P&L	7,006	8,500	3,512	8,500	-	0.0%
11-1-259-3920-000-0000-00000-110250-	INSURANCE-ERRORS/OMMISSIONS	524	480	363	480	-	0.0%
11-1-261-3930-000-0000-00000-110250-	INSURANCE-FLEET	1,180	1,080	2,002	1,080	-	0.0%
TOTAL AUDIT AND INSURANCE		16,184	17,590	11,952	17,590	-	0.0%
110300 TRANSPORTATION TRAINING AGENCY							
11-1-283-1161-000-0000-00000-110300-	COORDINATOR	53,151	50,310	39,829	52,322	2,012	4.0%
11-1-283-1624-000-0000-00000-110300-	SUPPORT STAFF	9,116	-	-	-	-	100.0%
11-1-283-1790-000-0000-00000-110300-	CELL PHONE STIPENDS	346	360	270	360	-	0.0%
11-1-283-1791-000-0000-00000-110300-	VACATION PAYOUT	1,521	-	-	-	-	100.0%
11-1-283-2110-000-0000-00000-110300-	LIFE INSURANCE	25	43	57	43	0	0.6%
11-1-283-2120-000-0000-00000-110300-	LTD INSURANCE	126	250	189	146	(104)	-41.6%
11-1-283-2130-000-0000-00000-110300-	HEALTH INSURANCE	6,175	-	-	-	-	100.0%
11-1-283-2132-000-0000-00000-110300-	HEALTH ADMIN FEES	5	-	-	-	-	100.0%
11-1-283-2140-000-0000-00000-110300-	DENTAL INSURANCE	505	-	-	-	-	100.0%
11-1-283-2150-000-0000-00000-110300-	VISION INSURANCE	40	-	-	-	-	100.0%
11-1-283-2820-000-0000-00000-110300-	RETIREMENT	7,330	-	-	-	-	100.0%
11-1-283-2822-000-2630-00000-110300-	MPSERS ONE TIME	2,076	-	-	-	-	100.0%
11-1-283-2829-000-0000-00000-110300-	RETIREMENT - UNFUNDED	2,774	-	-	-	-	100.0%
11-1-283-2830-000-0000-00000-110300-	FICA	4,898	3,985	3,152	4,141	156	3.9%
11-1-283-2840-000-0000-00000-110300-	WORKERS COMP	93	68	66	76	8	12.3%
11-1-283-2920-000-0000-00000-110300-	CASH IN LIEU	1,129	1,737	1,375	1,737	-	0.0%
11-1-283-2921-000-0000-00000-110300-	CIL-LIFE/LTC	287	-	-	-	-	100.0%
11-1-283-3190-000-0000-00000-110300-	CONTRACTED SERVICES	21,918	38,000	13,469	25,000	(13,000)	-34.2%
11-1-283-3195-000-0000-00000-110300-	TRAINING	7,846	6,500	-	6,500	-	0.0%
11-1-283-3210-000-0000-00000-110300-	MILEAGE & EXPENSE	200	1,200	101	4,000	2,800	233.3%
11-1-283-3220-000-0000-00000-110300-	CONFERENCE EXPENSE	991	1,500	501	1,500	-	0.0%
11-1-283-3430-000-0000-00000-110300-	POSTAGE	-	500	-	500	-	0.0%
11-1-283-5910-000-0000-00000-110300-	OFFICE SUPPLIES-CONSUMABLE	114	1,200	-	1,200	-	0.0%
11-1-283-5996-000-0000-00000-110300-	MISC SUPPLIES & MATERIALS	660	1,200	2,956	1,200	-	0.0%
11-1-283-6421-000-0000-00000-110300-	TECHNOLOGY-INVENTORY	-	1,000	-	1,000	-	0.0%
11-1-283-7410-000-0000-00000-110300-	DUES & FEES	1,671	2,000	3,825	6,000	4,000	200.0%

OTTAWA AREA ISD
ANNUAL BUDGET PLANNER

11 GENERAL FUND (ISD)	DESCRIPTION	2024-25 ACTUAL	2025-26 AMENDED	2025-26 YTD	2026-2027 PROPOSED	CHANGE	PCT CHANGE
110500 TRUANCY							
11-1-211-1621-000-0000-00000-110500-	SECRETARY	4,764	6,115	4,565	6,360	245	4.0%
11-1-211-1680-000-0000-00000-110500-	TRUANCY CONSULTANT	128,803	148,161	109,981	145,038	(3,123)	-2.1%
11-1-211-1790-000-0000-00000-110500-	CELL PHONE STIPENDS	1,560	1,326	1,170	1,248	(78)	-5.9%
11-1-211-1794-000-0000-00000-110500-	IN-OAISD TRAVEL ALLOW	8,000	8,000	6,333	8,000	-	0.0%
11-1-211-2110-000-0000-00000-110500-	LIFE INSURANCE	87	100	73	95	(5)	-5.3%
11-1-211-2120-000-0000-00000-110500-	LTD INSURANCE	404	429	326	424	(5)	-1.1%
11-1-211-2130-000-0000-00000-110500-	HEALTH INSURANCE	18,056	26,133	18,952	22,120	(4,013)	-15.4%
11-1-211-2132-000-0000-00000-110500-	HEALTH ADMIN FEES	73	85	56	81	(4)	-5.1%
11-1-211-2133-000-0000-00000-110500-	HEALTH SAVINGS ACCOUNT	508	2,838	3,581	5,426	2,588	91.2%
11-1-211-2140-000-0000-00000-110500-	DENTAL INSURANCE	1,456	2,177	1,589	2,066	(111)	-5.1%
11-1-211-2150-000-0000-00000-110500-	VISION INSURANCE	88	91	101	206	115	127.3%
11-1-211-2820-000-0000-00000-110500-	RETIREMENT	40,566	40,957	31,715	38,866	(2,091)	-5.1%
11-1-211-2828-000-0000-00000-110500-	ORS 3% REIMBURSEMENT	1,587	127	127	-	(127)	-100.0%
11-1-211-2829-000-0000-00000-110500-	RETIREMENT - UNFUNDED	13,684	19,772	15,693	20,454	682	3.5%
11-1-211-2830-000-0000-00000-110500-	FICA	10,608	12,398	8,913	12,129	(269)	-2.2%
11-1-211-2840-000-0000-00000-110500-	WORKERS COMP	197	205	180	217	12	6.0%
11-1-211-2920-000-0000-00000-110500-	CASH IN LIEU	902	36	16	36	-	0.0%
11-1-211-2921-000-0000-00000-110500-	CIL-LIFE/LTC	536	520	405	520	-	0.0%
11-1-211-3190-000-0000-00000-110500-	CONTRACTED SERVICES	-	7,500	-	2,500	(5,000)	-66.7%
11-1-211-3210-000-0000-00000-110500-	MILEAGE & EXPENSE	-	-	-	4,000	4,000	100.0%
11-1-211-3220-000-0000-00000-110500-	CONFERENCE EXPENSE	1,841	5,000	241	5,000	-	0.0%
11-1-211-3416-000-0000-00000-110500-	MIFI	868	700	648	700	-	0.0%
11-1-211-5910-000-0000-00000-110500-	OFFICE SUPPLIES-CONSUMABLE	342	800	71	300	(500)	-62.5%
11-1-211-5997-000-0000-00000-110500-	MEETING EXPENSE	184	800	10	800	-	0.0%
11-1-211-7410-000-0000-00000-110500-	DUES & FEES	16	-	15	-	-	100.0%
TOTAL TRUANCY		235,130	284,269	204,760	276,586	(7,683)	-2.7%
111000 COMMUNICATIONS							
11-1-282-1120-000-0000-00000-111000-	ASSISTANT SUPERINTENDENT	151,852	167,926	132,941	174,643	6,717	4.0%
11-1-282-1391-000-0000-00000-111000-	SPECIALISTS	159,505	165,885	131,326	172,521	6,636	4.0%
11-1-282-1392-000-0000-00000-111000-	PROJECT SPECIALIST-COMM	68,796	73,548	58,225	76,490	2,942	4.0%
11-1-282-1393-000-0000-00000-111000-	DIGITAL MARKETING SPECIALIST	42,326	44,462	33,713	46,240	1,778	4.0%
11-1-282-1623-000-0000-00000-111000-	ASSISTANTS	65,391	68,072	51,380	70,795	2,723	4.0%
11-1-282-1790-000-0000-00000-111000-	CELL PHONE STIPENDS	1,500	1,500	1,125	1,500	-	0.0%
11-1-282-1794-000-0000-00000-111000-	IN-OAISD TRAVEL ALLOW	1,500	1,500	1,188	-	(1,500)	-100.0%
11-1-282-1910-000-0000-00000-111000-	ADMN MERIT PAY	3,037	3,359	-	3,493	134	4.0%
11-1-282-2110-000-0000-00000-111000-	LIFE INSURANCE	274	274	236	273	(1)	-0.2%

OTTAWA AREA ISD
ANNUAL BUDGET PLANNER

11 GENERAL FUND (ISD)	DESCRIPTION	2024-25 ACTUAL	2025-26 AMENDED	2025-26 YTD	2026-2027 PROPOSED	CHANGE	PCT CHANGE
11-1-282-2120-000-0000-00000-111000-	LTD INSURANCE	1,671	1,375	1,262	1,512	137	10.0%
11-1-282-2130-000-0000-00000-111000-	HEALTH INSURANCE	91,005	85,607	65,764	79,298	(6,309)	-7.4%
11-1-282-2132-000-0000-00000-111000-	HEALTH ADMIN FEES	142	142	111	142	(0)	-0.1%
11-1-282-2133-000-0000-00000-111000-	HEALTH SAVINGS ACCOUNT	-	-	6,066	12,132	12,132	100.0%
11-1-282-2140-000-0000-00000-111000-	DENTAL INSURANCE	6,951	6,830	5,366	6,991	161	2.4%
11-1-282-2150-000-0000-00000-111000-	VISION INSURANCE	559	659	493	678	19	3.0%
11-1-282-2820-000-0000-00000-111000-	RETIREMENT	148,783	138,187	112,025	140,884	2,697	2.0%
11-1-282-2822-000-2630-00000-111000-	MPSERS ONE TIME	21,444	-	-	-	-	100.0%
11-1-282-2828-000-0000-00000-111000-	ORS 3% REIMBURSEMENT	4,296	501	501	-	(501)	-100.0%
11-1-282-2829-000-0000-00000-111000-	RETIREMENT - UNFUNDED	50,719	67,653	55,628	83,911	16,258	24.0%
11-1-282-2830-000-0000-00000-111000-	FICA	36,597	40,899	30,149	42,049	1,150	2.8%
11-1-282-2840-000-0000-00000-111000-	WORKERS COMP	715	795	681	845	50	6.2%
11-1-282-2920-000-0000-00000-111000-	CASH IN LIEU	11	-	-	-	-	100.0%
11-1-282-2921-000-0000-00000-111000-	CIL-LIFE/LTC	3,900	3,900	3,088	3,900	-	0.0%
11-1-282-2990-000-0000-00000-111000-	ADMIN TSA	8,000	8,000	-	9,000	1,000	12.5%
11-1-282-3120-000-0000-00000-111000-	INSERVICE TRAINING	-	700	-	-	-	0.0%
11-1-282-3190-000-0000-00000-111000-	CONTRACTED SERVICES	52,876	55,000	29,820	60,500	5,500	10.0%
11-1-282-3210-000-0000-00000-111000-	MILEAGE & EXPENSE	748	1,000	599	1,000	-	0.0%
11-1-282-3220-000-0000-00000-111000-	CONFERENCE EXPENSE	3,001	6,000	3,745	16,500	10,500	175.0%
11-1-282-3410-000-0000-00000-111000-	CELL PHONE	2,622	296	1,277	700	404	136.5%
11-1-282-3430-000-0000-00000-111000-	POSTAGE	180	1,000	-	-	(1,000)	-100.0%
11-1-282-3450-000-0000-00000-111000-	SOFTWARE LICENSES	-	8,900	-	8,900	-	0.0%
11-1-282-3490-000-0000-00000-111000-	POLLING-MILLAGE	-	-	26,000	-	-	100.0%
11-1-282-3510-000-0000-00000-111000-	ADVERTISING	-	300	-	300	-	0.0%
11-1-282-3610-000-0000-00000-111000-	PRINTING	208	1,500	1,511	1,500	-	0.0%
11-1-282-4120-000-0000-00000-111000-	COPIER MAINTENANCE	324	650	455	650	-	0.0%
11-1-282-5410-000-0000-00000-111000-	SUBSCRIPTIONS	4,861	13,400	4,890	10,000	(3,400)	-25.4%
11-1-282-5910-000-0000-00000-111000-	OFFICE SUPPLIES-CONSUMABLE	259	250	240	250	-	0.0%
11-1-282-5914-000-0000-00000-111000-	TECHNOLOGY SUPPLIES	554	2,800	286	2,800	-	0.0%
11-1-282-5996-000-0000-00000-111000-	MISC SUPPLIES & MATERIALS	507	800	308	500	(300)	-37.5%
11-1-282-5997-000-0000-00000-111000-	MEETING EXPENSE	1,200	1,500	750	1,500	-	0.0%
11-1-282-6422-000-0000-00000-111000-	OFFICE SUPPLIES-INVENTORY	-	700	-	-	-	-100.0%
11-1-282-6421-000-0000-00000-111000-	TECHNOLOGY-INVENTORY	4,473	6,200	4,631	1,500	(4,700)	-75.8%
11-1-282-7410-000-0000-00000-111000-	DUES & FEES	1,418	1,100	1,305	1,500	400	36.4%
11-1-282-7910-000-0000-00000-111000-	MISC EXPENSE	-	200	12	200	-	0.0%
TOTAL COMMUNICATIONS		942,207	983,369	767,095	1,035,597	53,628	5.3%
111025 DOING MORE TOGETHER							
11-1-282-3190-000-0000-00000-111025-	CONTRACTED SERVICES	12,732	-	-	-	-	100.0%

OTTAWA AREA ISD
ANNUAL BUDGET PLANNER

11 GENERAL FUND (ISD)	DESCRIPTION	2024-25 ACTUAL	2025-26 AMENDED	2025-26 YTD	2026-2027 PROPOSED	CHANGE	PCT CHANGE
TOTAL DOING MORE TOGETHER		12,732	-	-	-	-	100.0%
111100 HUMAN RESOURCES							
11-1-283-1120-000-0000-00000-111100-	ASSISTANT SUPERINTENDENT	190,912	185,960	147,218	193,398	7,438	4.0%
11-1-283-1340-000-0000-00000-111100-	SUPERVISOR	133,241	173,819	146,086	138,445	(35,374)	-20.4%
11-1-283-1391-000-0000-00000-111100-	SPECIALISTS	152,329	203,422	116,171	164,759	(38,663)	-19.0%
11-1-283-1392-000-0000-00000-111100-	HR COORDINATOR	-	-	14,243	85,280	85,280	100.0%
11-1-283-1621-000-0000-00000-111100-	SECRETARY	54,664	56,850	42,747	59,124	2,274	4.0%
11-1-283-1790-000-0000-00000-111100-	CELL PHONE STIPENDS	2,600	2,400	2,030	2,400	-	0.0%
11-1-283-1791-000-0000-00000-111100-	VACATION PAYOUT	20,521	7,854	14,265	-	(7,854)	0.0%
11-1-283-1794-000-0000-00000-111100-	IN-OAISD TRAVEL ALLOW	2,625	5,000	4,167	-	(5,000)	0.0%
11-1-283-1910-000-0000-00000-111100-	ADMN MERIT PAY	3,480	3,719	-	6,637	2,918	0.0%
11-1-283-2110-000-0000-00000-111100-	LIFE INSURANCE	267	302	233	319	17	5.7%
11-1-283-2120-000-0000-00000-111100-	LTD INSURANCE	1,659	1,669	1,386	1,787	118	7.1%
11-1-283-2130-000-0000-00000-111100-	HEALTH INSURANCE	79,170	98,327	72,582	110,467	12,140	12.3%
11-1-283-2132-000-0000-00000-111100-	HEALTH ADMIN FEES	103	133	95	95	(38)	-28.4%
11-1-283-2133-000-0000-00000-111100-	HEALTH SAVINGS ACCOUNT	2,397	2,838	9,851	21,128	18,290	644.3%
11-1-283-2140-000-0000-00000-111100-	DENTAL INSURANCE	6,088	7,590	5,944	9,852	2,262	29.8%
11-1-283-2150-000-0000-00000-111100-	VISION INSURANCE	435	531	430	726	195	36.8%
11-1-283-2310-000-0000-00000-111100-	TUITION REIMBURSEMENT	5,651	6,000	-	-	(6,000)	-100.0%
11-1-283-2820-000-0000-00000-111100-	RETIREMENT	123,119	173,422	122,180	172,461	(961)	-0.6%
11-1-283-2822-000-2630-00000-111100-	MPSERS ONE TIME	18,842	-	-	-	-	100.0%
11-1-283-2828-000-0000-00000-111100-	ORS 3% REIMBURSEMENT	9,152	1,027	1,027	-	(1,027)	-100.0%
11-1-283-2829-000-0000-00000-111100-	RETIREMENT - UNFUNDED	43,412	75,043	58,115	88,221	13,178	17.6%
11-1-283-2830-000-0000-00000-111100-	FICA	41,492	48,775	35,293	48,633	(142)	-0.3%
11-1-283-2840-000-0000-00000-111100-	WORKERS COMP	778	958	812	1,118	160	16.7%
11-1-283-2920-000-0000-00000-111100-	CASH IN LIEU	2,316	2,316	1,158	2,316	-	0.0%
11-1-283-2921-000-0000-00000-111100-	CIL-LIFE/LTC	2,979	1,950	1,788	1,950	-	0.0%
11-1-283-2990-000-0000-00000-111100-	ADMIN TSA	10,881	10,500	500	12,000	1,500	14.3%
11-1-283-3120-000-0000-00000-111100-	INSERVICE TRAINING	-	50	-	50	-	0.0%
11-1-283-3123-000-0000-00000-111100-	PROFESSIONAL DEVELOPMENT	-	50	-	50	-	0.0%
11-1-283-3190-000-0000-00000-111100-	CONTRACTED SERVICES	13,202	88,000	79,364	88,000	-	0.0%
11-1-283-3191-000-0000-00000-111100-	ED EVAL TRAINING	-	3,000	-	-	(3,000)	-100.0%
11-1-283-3192-000-0000-00000-111100-	CONTR SERV-OPENING DAY	26,788	-	-	-	-	100.0%
11-1-283-3194-000-0000-00000-111100-	EAP COUNSELING	6,875	11,000	10,662	11,000	-	0.0%
11-1-283-3210-000-0000-00000-111100-	MILEAGE & EXPENSE	383	1,000	118	6,000	5,000	500.0%
11-1-283-3220-000-0000-00000-111100-	CONFERENCE EXPENSE	3,282	5,000	8,039	6,000	1,000	20.0%
11-1-283-3416-000-0000-00000-111100-	MIFI	870	910	648	910	-	0.0%
11-1-283-3430-000-0000-00000-111100-	POSTAGE	400	1,200	-	1,200	-	0.0%

OTTAWA AREA ISD
ANNUAL BUDGET PLANNER

11 GENERAL FUND (ISD)	DESCRIPTION	2024-25 ACTUAL	2025-26 AMENDED	2025-26 YTD	2026-2027 PROPOSED	CHANGE	PCT CHANGE
11-1-283-3450-000-0000-00000-111100-	SOFTWARE LICENSES	-	-	37	-	-	100.0%
11-1-283-3510-000-0000-00000-111100-	ADVERTISING	2,991	790	34	790	-	0.0%
11-1-283-3610-000-0000-00000-111100-	PRINTING	337	500	-	500	-	0.0%
11-1-283-5410-000-0000-00000-111100-	SUBSCRIPTIONS	390	350	435	350	-	0.0%
11-1-283-5910-000-0000-00000-111100-	OFFICE SUPPLIES-CONSUMABLE	1,849	1,500	827	1,500	-	0.0%
11-1-283-5914-000-0000-00000-111100-	TECHNOLOGY SUPPLIES	482	700	400	700	-	0.0%
11-1-283-5996-000-0000-00000-111100-	MISC SUPPLIES & MATERIALS	368	2,000	5,048	2,000	-	0.0%
11-1-283-5997-000-0000-00000-111100-	MEETING EXPENSE	6,909	4,000	2,458	4,000	-	0.0%
11-1-283-5998-000-0000-00000-111100-	SUPPLIES-OPENING DAY	-	211	-	211	-	0.0%
11-1-283-6421-000-0000-00000-111100-	TECHNOLOGY-INVENTORY	3,629	5,600	3,649	5,600	-	0.0%
11-1-283-7410-000-0000-00000-111100-	DUES & FEES	3,178	2,655	4,902	2,655	-	0.0%
11-1-283-7413-000-0000-00000-111100-	FINGERPRINTING	53	500	-	500	-	0.0%
11-1-283-7910-000-0000-00000-111100-	MISC EXPENSE	4,392	7,000	5,372	7,000	-	0.0%
11-1-627-8112-000-0000-00000-111100-	TRANSFER TO COOP-FIDUCIUS	5,848	-	-	-	-	100.0%
TOTAL HUMAN RESOURCES		991,344	1,206,420	920,312	1,260,132	53,712	4.5%
111200 EVENTS MANAGEMENT							
11-1-257-1676-000-0000-00000-111200-	EVENTS MANAGER-EVENING	-	500	-	500	-	0.0%
11-1-257-1677-000-0000-00000-111200-	EVENTS - EVENINGS	-	250	-	250	-	0.0%
11-1-257-1691-000-0000-00000-111200-	RECEPTIONIST	55,312	87,380	43,028	89,777	2,397	2.7%
11-1-257-1862-000-0000-00000-111200-	SUB-EVENTS MGR/RT STRT/RECP	-	3,000	-	3,000	-	0.0%
11-1-257-1980-000-0000-00000-111200-	OT & EXTRA HOURS	26	-	-	-	-	100.0%
11-1-257-2110-000-0000-00000-111200-	LIFE INSURANCE	77	68	57	83	15	21.3%
11-1-257-2120-000-0000-00000-111200-	LTD INSURANCE	72	114	99	154	40	34.5%
11-1-257-2130-000-0000-00000-111200-	HEALTH INSURANCE	4,027	4,000	-	10,000	6,000	150.0%
11-1-257-2132-000-0000-00000-111200-	HEALTH ADMIN FEES	47	47	40	47	(0)	-0.8%
11-1-257-2140-000-0000-00000-111200-	DENTAL INSURANCE	329	600	479	2,442	1,842	307.0%
11-1-257-2150-000-0000-00000-111200-	VISION INSURANCE	26	60	35	180	120	200.0%
11-1-257-2820-000-0000-00000-111200-	RETIREMENT	12,413	17,419	9,411	17,919	500	2.9%
11-1-257-2822-000-2630-00000-111200-	MPSERS ONE TIME	1,476	-	-	-	-	100.0%
11-1-257-2828-000-0000-00000-111200-	ORS 3% REIMBURSEMENT	938	118	118	-	(118)	-100.0%
11-1-257-2829-000-0000-00000-111200-	RETIREMENT - UNFUNDED	3,937	7,489	4,202	12,128	4,639	61.9%
11-1-257-2830-000-0000-00000-111200-	FICA	4,352	6,972	3,439	7,132	160	2.3%
11-1-257-2840-000-0000-00000-111200-	WORKERS COMP	81	168	86	175	7	4.1%
11-1-257-2920-000-0000-00000-111200-	CASH IN LIEU	2,442	3,118	2,444	2,806	(312)	-10.0%
11-1-257-2921-000-0000-00000-111200-	CIL-LIFE/LTC	840	650	515	650	-	0.0%
11-1-257-3190-000-0000-00000-111200-	CONTRACTED SERVICES-LINENS	-	200	-	200	-	0.0%

OTTAWA AREA ISD
ANNUAL BUDGET PLANNER

11 GENERAL FUND (ISD)	DESCRIPTION	2024-25 ACTUAL	2025-26 AMENDED	2025-26 YTD	2026-2027 PROPOSED	CHANGE	PCT CHANGE
TOTAL CIO OFFICE		47,505	53,038	19,284	43,940	(9,098)	-17.2%
112050 TECHNOLOGY SERVICES OPS							
11-1-284-3210-000-0000-00000-112050-	MILEAGE & EXPENSE	106	1,000	388	1,000	-	0.0%
11-1-284-3220-000-0000-00000-112050-	CONFERENCE EXPENSE	3,715	9,000	1,032	4,500	(4,500)	-50.0%
11-1-284-3610-000-0000-00000-112050-	PRINTING	-	200	-	200	-	0.0%
11-1-284-4192-000-0000-00000-112050-	MAINT/LICENSING AGREEMENTS	-	11,000	2,137	6,000	(5,000)	-45.5%
11-1-284-5411-000-0000-00000-112050-	PROFESSIONAL RESOURCES	66	1,750	105	2,000	250	14.3%
11-1-284-5910-000-0000-00000-112050-	OFFICE SUPPLIES-CONSUMABLE	501	1,200	243	1,000	(200)	-16.7%
11-1-284-5990-000-0000-00000-112050-	SOFTWARE&SOFTWARE LICENSES	720	1,500	173	1,500	-	0.0%
11-1-284-5997-000-0000-00000-112050-	MEETING EXPENSE	-	1,000	70	1,000	-	0.0%
11-1-284-6421-000-0000-00000-112050-	TECHNOLOGY-INVENTORY	3,714	2,000	-	1,500	(500)	-25.0%
11-1-284-7410-000-0000-00000-112050-	DUES & FEES	-	500	-	1,000	500	100.0%
TOTAL TECHNOLOGY SERVICES OPS		8,821	29,150	4,149	19,700	(9,450)	-32.4%
112100 NETWORK OPERATIONS							
11-1-284-3190-000-0000-00000-112100-	CONTRACTED SERVICES	-	500	-	500	-	0.0%
11-1-284-3210-000-0000-00000-112100-	MILEAGE & EXPENSE	246	500	39	3,000	2,500	500.0%
11-1-284-3220-000-0000-00000-112100-	CONFERENCE EXPENSE	2,246	5,700	2,838	5,000	(700)	-12.3%
11-1-284-3416-000-0000-00000-112100-	MIFI	869	1,140	648	1,140	-	0.0%
11-1-284-3452-000-0000-00000-112100-	DARK FIBER	18,633	14,000	15,374	20,500	6,500	46.4%
11-1-284-4192-000-0000-00000-112100-	MAINT/LICENSING AGREEMENTS	139,087	66,803	56,900	97,015	30,212	45.2%
11-1-284-5411-000-0000-00000-112100-	PROFESSIONAL RESOURCES	5,218	4,520	4,565	4,500	(20)	-0.4%
11-1-284-5910-000-0000-00000-112100-	OFFICE SUPPLIES-CONSUMABLE	1,193	1,500	2,112	1,500	-	0.0%
11-1-284-5990-000-0000-00000-112100-	SOFTWARE&SOFTWARE LICENSES	16,375	15,121	15,277	15,950	829	5.5%
11-1-284-5997-000-0000-00000-112100-	MEETING EXPENSE	-	500	-	500	-	0.0%
11-1-284-6410-000-0000-00000-112100-	EQUIPMENT-GASB 34	-	17,000	-	123,301	106,301	625.3%
11-1-284-6421-000-0000-00000-112100-	TECHNOLOGY-INVENTORY	2,670	5,727	6,657	-	(5,727)	-100.0%
11-1-284-7410-000-0000-00000-112100-	DUES & FEES	596	596	99	-	(596)	0.0%
TOTAL NETWORK OPERATIONS		187,132	133,607	104,510	272,906	139,299	104.3%
112250 CLIENT SUPPORT SERVICES							

OTTAWA AREA ISD
ANNUAL BUDGET PLANNER

11 GENERAL FUND (ISD)	DESCRIPTION	2024-25 ACTUAL	2025-26 AMENDED	2025-26 YTD	2026-2027 PROPOSED	CHANGE	PCT CHANGE
	PURCHASE SERVICES	-	500	-	500	-	0.0%
	MILEAGE & EXPENSE	14	-	-	3,500	3,500	100.0%
	CONFERENCE EXPENSE	5,116	7,500	918	2,750	(4,750)	-63.3%
	MIFI	435	460	324	433	(27)	-5.9%
	MAINT/LICENSING AGREEMENTS	3,870	4,260	4,256	5,750	1,490	35.0%
	PROFESSIONAL RESOURCES	333	-	-	-	-	100.0%
	OFFICE SUPPLIES-CONSUMABLE	1,151	2,000	642	-	(2,000)	-100.0%
	SOFTWARE&SOFTWARE LICENSES	669	250	225	500	250	100.0%
	MISC SUPPLIES & MATERIALS	-	100	-	100	-	0.0%
	MEETING EXPENSE	-	5,000	2,172	5,000	-	0.0%
	TECHNOLOGY-INVENTORY	6,296	8,000	7,292	2,000	(6,000)	-75.0%
	TOTAL CLIENT SUPPORT SERVICES	17,884	28,070	15,830	20,533	(7,537)	-26.9%
	112300 ENTERPRISE SYSTEMS						
	MILEAGE & EXPENSE	240	500	-	500	-	0.0%
	CONFERENCE EXPENSE	1,528	4,000	3,602	4,000	-	0.0%
	MAINT/LICENSING AGREEMENTS	21,559	23,100	22,962	23,100	-	0.0%
	PROFESSIONAL RESOURCES	171	475	173	475	-	0.0%
	OFFICE SUPPLIES-CONSUMABLE	(110)	500	58	500	-	0.0%
	SOFTWARE&SOFTWARE LICENSES	444	500	-	500	-	0.0%
	TECHNOLOGY-INVENTORY	-	1,118	1,118	1,500	382	34.2%
	DUES & FEES	90	99	99	100	1	1.0%
	STUDENT INFORMATION SYSTEM-ZA	0	-	(0)	-	-	100.0%
	TOTAL ENTERPRISE SYSTEMS	23,922	30,292	28,012	30,675	383	1.3%
	112350 APPLICATION DEVELOPMENT						
	CONTRACTED SERVICES	6,315	-	-	5,000	5,000	100.0%
	PURCHASE SERVICES	-	4,000	-	4,000	-	0.0%
	MILEAGE & EXPENSE	137	500	91	500	-	0.0%
	CONFERENCE EXPENSE	-	4,000	4,901	7,000	3,000	75.0%
	MAINTENANCE AGREEMENTS	49,302	16,680	33,222	65,950	49,270	295.4%
	PROFESSIONAL RESOURCES	342	500	345	500	-	0.0%
	OFFICE SUPPLIES-CONSUMABLE	40	1,000	169	1,000	-	0.0%
	SOFTWARE&SOFTWARE LICENSES	2,857	3,000	2,818	3,000	-	0.0%

OTTAWA AREA ISD
ANNUAL BUDGET PLANNER

11 GENERAL FUND (ISD)	DESCRIPTION	2024-25 ACTUAL	2025-26 AMENDED	2025-26 YTD	2026-2027 PROPOSED	CHANGE	PCT CHANGE
11-1-266-5411-000-0000-00000-112925-	PROFESSIONAL RESOURCES	-	1,700	100	1,000	(700)	-41.2%
11-1-266-5910-000-0000-00000-112925-	OFFICE SUPPLIES - CONSUMABLE	2,406	3,000	1,613	2,500	(500)	-16.7%
11-1-266-5912-000-0000-00000-112925-	SECURITY SUPP-OAC	-	500	-	500	-	0.0%
11-1-266-5913-000-0000-00000-112925-	SECURITY SUPP-SPS	-	500	589	500	-	0.0%
11-1-266-5914-000-0000-00000-112925-	SECURITY SUPP-YAS	-	500	-	500	-	0.0%
11-1-266-5915-000-0000-00000-112925-	SECURITY SUPP-CTC	-	500	-	500	-	0.0%
11-1-266-5990-000-0000-00000-112925-	SOFTWARE & SOFTWARE LICENSES	411	7,500	5,981	-	(7,500)	-100.0%
11-1-266-5996-000-0000-00000-112925-	MISC SUPPLIES & MATERIALS	2,014	10,000	582	2,000	(8,000)	-80.0%
11-1-266-5997-000-0000-00000-112925-	MEETING EXPENSE	8,038	25,000	3,864	15,000	(10,000)	-40.0%
11-1-266-6410-000-0000-00000-112925-	EQUIPMENT-GASB 34	-	144,000	93,648	-	(144,000)	-100.0%
11-1-266-6422-000-0000-00000-112925-	SEC TECH INVENTORY-OAC	-	2,000	951	2,000	-	0.0%
11-1-266-6423-000-0000-00000-112925-	SEC TECH INVENTORY-SPS	-	1,000	-	1,000	-	0.0%
11-1-266-6424-000-0000-00000-112925-	SEC TECH INVENTORY-YAS	-	6,000	5,812	2,000	(4,000)	-66.7%
11-1-266-6425-000-0000-00000-112925-	SEC TECH INVENTORY-CTC	-	1,000	-	2,000	1,000	100.0%
11-1-266-6427-000-0000-00000-112925-	NEW EQUIP/FURNITURE-NON DEPR	-	4,283	1,783	7,500	3,217	75.1%
11-1-627-8110-000-0000-00000-112925-	TO COOP-SAFETY AND SECURITY	156,280	241,632	-	248,234	6,602	2.7%
Total SAFETY AND SECURITY		196,543	547,815	145,955	302,949	(244,866)	-44.7%
112950 INNOVATION							
11-1-284-3193-000-0000-00000-112950-	PURCHASE SERVICES	-	5,000	5,000	5,000	-	0.0%
11-1-284-3210-000-0000-00000-112950-	MILEAGE & EXPENSE	12	500	-	1,000	500	100.0%
11-1-284-3220-000-0000-00000-112950-	CONFERENCE EXPENSE	6,188	8,000	2,951	1,500	(6,500)	-81.3%
11-1-284-3416-000-0000-00000-112950-	MIFI	719	500	324	435	(65)	-13.0%
11-1-284-3610-000-0000-00000-112950-	PRINTING	12	500	18	500	-	0.0%
11-1-284-5411-000-0000-00000-112950-	PROFESSIONAL RESOURCES	601	1,000	159	1,000	-	0.0%
11-1-284-5910-000-0000-00000-112950-	OFFICE SUPPLIES - CONSUMABLE	349	1,000	-	1,000	-	0.0%
11-1-284-5990-000-0000-00000-112950-	SOFTWARE & SOFTWARE LICENSES	372	500	380	700	200	40.0%
11-1-284-5997-000-0000-00000-112950-	MEETING EXPENSE	-	1,000	-	1,000	-	0.0%
11-1-284-6421-000-0000-00000-112950-	TECHNOLOGY - INVENTORY	-	-	1,585	-	-	100.0%
11-1-284-7410-000-0000-00000-112950-	DUES & FEES	2,510	-	-	-	-	100.0%
11-1-627-8110-000-0000-00000-112950-	TO COOP-INNOVATION	238,955	249,906	-	252,035	2,130	0.9%
TOTAL INNOVATION		249,718	267,906	10,417	264,170	(3,736)	-1.4%
113000 GENERAL EDUCATION							
11-1-226-1120-000-0000-00000-113000-	ASSISTANT SUPERINTENDENT	43,992	46,490	36,805	48,350	1,860	4.0%
11-1-226-1170-000-0000-00000-113000-	DIRECTOR INSTRUCTIONAL SERVICE	150,012	156,156	123,624	162,402	6,246	4.0%

OTTAWA AREA ISD
ANNUAL BUDGET PLANNER

11 GENERAL FUND (ISD)	DESCRIPTION	2024-25 ACTUAL	2025-26 AMENDED	2025-26 YTD	2026-2027 PROPOSED	CHANGE	PCT CHANGE
	TOTAL SPELLING BEE	557	1,000	508	1,000	-	0.0%
	113025 SCHOOL IMPROVEMENT						
	11-1-221-3220-000-0000-00000-113025-	1,199	-	-	-	-	100.0%
	11-1-221-3450-000-0000-00000-113025-	68	-	-	-	-	100.0%
	11-1-221-5410-000-0000-00000-113025-	580	-	-	-	-	100.0%
	TOTAL SCHOOL IMPROVEMENT	1,847	-	-	-	-	100.0%
	113030 MTSS COORDINATOR						
	11-1-221-1251-000-0000-00000-113030-	-	32,442	32,442	-	(32,442)	-100.0%
	11-1-221-1790-000-0000-00000-113030-	2,400	2,640	1,800	2,650	10	0.4%
	11-1-221-1791-000-0000-00000-113030-	-	22,070	22,070	-	(22,070)	-100.0%
	11-1-221-2110-000-0000-00000-113030-	-	29	29	-	(29)	-100.0%
	11-1-221-2120-000-0000-00000-113030-	-	148	148	-	(148)	-100.0%
	11-1-221-2130-000-0000-00000-113030-	-	9,648	9,648	-	(9,648)	-100.0%
	11-1-221-2132-000-0000-00000-113030-	-	12	12	-	(12)	-100.0%
	11-1-221-2140-000-0000-00000-113030-	391	716	716	-	(716)	-100.0%
	11-1-221-2150-000-0000-00000-113030-	-	48	48	-	(48)	-100.0%
	11-1-221-2310-001-0000-00000-113030-	2,100	-	2,220	-	-	100.0%
	11-1-221-2820-000-0000-00000-113030-	-	17,344	17,344	-	(17,344)	-100.0%
	11-1-221-2828-000-0000-00000-113030-	1,843	-	-	-	-	100.0%
	11-1-221-2829-000-0000-00000-113030-	-	4,922	5,769	-	(4,922)	-100.0%
	11-1-221-2830-000-0000-00000-113030-	-	5,714	5,714	-	(5,714)	-100.0%
	11-1-221-2840-000-0000-00000-113030-	-	109	109	-	(109)	-100.0%
	11-1-221-3190-001-0000-00000-113030-	21,073	29,800	-	29,800	-	0.0%
	11-1-221-3210-001-0000-00000-113030-	3,326	10,400	2,170	12,000	1,600	15.4%
	11-1-221-3221-001-0000-00000-113030-	16,041	15,150	16,702	18,000	2,850	18.8%
	11-1-221-3222-001-0000-00000-113030-	45,184	16,500	10,345	15,000	(1,500)	-9.1%
	11-1-221-3416-001-0000-00000-113030-	2,270	2,000	1,822	2,000	-	0.0%
	11-1-221-3450-001-0000-00000-113030-	5,488	12,000	10,714	12,000	-	0.0%
	11-1-221-3610-000-0000-00000-113030-	3,138	2,000	572	2,000	-	0.0%
	11-1-221-4290-001-0000-00000-113030-	8,833	4,000	100	5,000	1,000	25.0%
	11-1-221-5410-000-0000-00000-113030-	20	-	-	-	-	100.0%
	11-1-221-5411-001-0000-00000-113030-	2,549	2,000	1,307	2,000	-	0.0%
	11-1-221-5910-001-0000-00000-113030-	271	2,800	1,645	1,000	(1,800)	-64.3%

OTTAWA AREA ISD
ANNUAL BUDGET PLANNER

11 GENERAL FUND (ISD)	DESCRIPTION	2024-25 ACTUAL	2025-26 AMENDED	2025-26 YTD	2026-2027 PROPOSED	CHANGE	PCT CHANGE
11-1-221-5996-001-0000-00000-113030-	MISC SUPPLIES-PROJECT AWARE	7,904	18,600	6,076	5,000	(13,600)	-73.1%
11-1-221-5997-001-0000-00000-113030-	MEETING EXPENSE-PROJECT AWARE	16,382	33,000	8,871	7,000	(26,000)	-78.8%
11-1-221-6421-000-0000-00000-113030-	TECHNOLOGY - INVENTORY	248	2,000	-	2,000	-	0.0%
11-1-221-7410-000-0000-00000-113030-	DUES & FEES	32	-	-	-	-	100.0%
11-1-221-7410-001-0000-00000-113030-	DUES & FEES- PROJECT AWARE	185	2,000	39	2,000	-	0.0%
11-1-226-1160-000-0000-00000-113030-	COORDINATOR	72,800	64,989	54,374	81,107	16,118	24.8%
11-1-226-1790-000-0000-00000-113030-	CELL PHONE STIPENDS	480	240	360	288	48	20.0%
11-1-226-1794-000-0000-00000-113030-	IN-OAISD TRAVEL ALLOW	2,500	1,250	1,979	-	(1,250)	-100.0%
11-1-226-2110-000-0000-00000-113030-	LIFE INSURANCE	33	29	25	34	6	19.3%
11-1-226-2120-000-0000-00000-113030-	LTD INSURANCE	241	182	167	227	45	24.8%
11-1-226-2130-000-0000-00000-113030-	HEALTH INSURANCE	12,245	10,678	8,306	10,618	(60)	-0.6%
11-1-226-2133-000-0000-00000-113030-	HEALTH SAVINGS ACCOUNT	-	-	1,183	2,535	2,535	100.0%
11-1-226-2140-000-0000-00000-113030-	DENTAL INSURANCE	960	801	665	985	184	22.9%
11-1-226-2150-000-0000-00000-113030-	VISION INSURANCE	61	57	46	73	16	28.9%
11-1-226-2820-000-0000-00000-113030-	RETIREMENT	22,824	19,438	16,527	22,312	2,874	14.8%
11-1-226-2828-000-0000-00000-113030-	ORS 3% REIMBURSEMENT	1,581	210	210	-	(210)	-100.0%
11-1-226-2829-000-0000-00000-113030-	RETIREMENT - UNFUNDED	18,817	8,329	7,359	10,958	2,629	31.6%
11-1-226-2830-000-0000-00000-113030-	FICA	5,576	5,164	4,213	6,239	1,075	20.8%
11-1-226-2840-000-0000-00000-113030-	WORKERS COMP	73	85	88	114	29	34.3%
11-1-226-2921-000-0000-00000-113030-	CIL-LIFE/LTC	379	325	272	390	65	20.0%
11-1-226-7410-000-0000-00000-113030-	DUES & FEES	16	-	15	-	-	100.0%
TOTAL MTSS COORDINATOR		278,265	359,868	254,221	253,330	(106,538)	-29.6%
113050 SCIENCE CONSULTANT							
11-1-221-1250-000-0000-00000-113050-	CONSULTANT	125,721	-	-	-	-	100.0%
11-1-221-1791-000-0000-00000-113050-	VACATION PAYOUT	5,780	-	-	-	-	100.0%
11-1-221-1794-000-0000-00000-113050-	IN-OAISD TRAVEL ALLOW	2,500	-	-	-	-	100.0%
11-1-221-2110-000-0000-00000-113050-	LIFE INSURANCE	57	-	-	-	-	100.0%
11-1-221-2120-000-0000-00000-113050-	LTD INSURANCE	399	-	-	-	-	100.0%
11-1-221-2130-000-0000-00000-113050-	HEALTH INSURANCE	20,757	-	-	-	-	100.0%
11-1-221-2140-000-0000-00000-113050-	DENTAL INSURANCE	1,571	-	-	-	-	100.0%
11-1-221-2150-000-0000-00000-113050-	VISION INSURANCE	105	-	-	-	-	100.0%
11-1-221-2820-000-0000-00000-113050-	RETIREMENT	39,420	-	-	-	-	100.0%
11-1-221-2822-000-2630-00000-113050-	MPSERS ONE TIME	5,633	-	-	-	-	100.0%
11-1-221-2828-000-0000-00000-113050-	ORS 3% REIMBURSEMENT	2,829	-	-	-	-	100.0%
11-1-221-2829-000-0000-00000-113050-	RETIREMENT - UNFUNDED	12,868	-	-	-	-	100.0%
11-1-221-2830-000-0000-00000-113050-	FICA	10,170	-	-	-	-	100.0%
11-1-221-2840-000-0000-00000-113050-	WORKERS COMP	185	-	-	-	-	100.0%
11-1-221-2921-000-0000-00000-113050-	CIL-LIFE/LTC	704	-	-	-	-	100.0%
11-1-221-3190-000-0000-00000-113050-	CONTRACTED SERVICES	4,803	-	-	-	-	100.0%

OTTAWA AREA ISD
ANNUAL BUDGET PLANNER

11 GENERAL FUND (ISD)	DESCRIPTION	2024-25 ACTUAL	2025-26 AMENDED	2025-26 YTD	2026-2027 PROPOSED	CHANGE	PCT CHANGE
11-1-221-3220-000-0000-00000-113050-	CONFERENCE EXPENSE	111	-	-	-	-	100.0%
11-1-221-4290-000-0000-00000-113050-	VENUE RENTAL	750	-	130	-	-	100.0%
11-1-221-5410-000-0000-00000-113050-	SUBSCRIPTIONS	195	-	115	-	-	100.0%
11-1-221-5996-000-0000-00000-113050-	MISC SUPPLIES & MATERIALS	489	-	-	-	-	100.0%
11-1-221-7410-000-0000-00000-113050-	DUES & FEES	16	-	15	-	-	100.0%
TOTAL SCIENCE CONSULTANT		235,064	-	260	-	-	100.0%
113100 ENG/LANG ARTS CONSULTANT							
11-1-221-1250-000-0000-00000-113100-	CONSULTANT	208,266	216,596	170,498	225,260	8,664	4.0%
11-1-221-1790-000-0000-00000-113100-	CELL PHONE STIPENDS	960	960	720	960	-	0.0%
11-1-221-1791-000-0000-00000-113100-	VACATION PAYOUT	-	36,150	36,150	-	(36,150)	0.0%
11-1-221-2110-000-0000-00000-113100-	LIFE INSURANCE	114	114	95	114	-	0.0%
11-1-221-2120-000-0000-00000-113100-	LTD INSURANCE	654	606	524	630	24	0.0%
11-1-221-2130-000-0000-00000-113100-	HEALTH INSURANCE	39,388	39,872	30,495	35,393	(4,479)	-11.2%
11-1-221-2132-000-0000-00000-113100-	HEALTH ADMIN FEES	47	47	40	47	(0)	-0.8%
11-1-221-2133-000-0000-00000-113100-	HEALTH SAVINGS ACCOUNT	2,397	2,838	4,951	8,451	5,613	197.7%
11-1-221-2140-000-0000-00000-113100-	DENTAL INSURANCE	3,143	3,205	2,539	3,284	79	2.5%
11-1-221-2150-000-0000-00000-113100-	VISION INSURANCE	211	227	176	242	15	6.8%
11-1-221-2310-000-0000-00000-113100-	TUITION REIMBURSEMENT	-	9,500	-	-	(9,500)	-100.0%
11-1-221-2820-000-0000-00000-113100-	RETIREMENT	65,302	64,784	51,563	61,969	(2,815)	-4.3%
11-1-221-2822-000-2630-00000-113100-	MPSERS ONE TIME	9,331	-	-	-	-	100.0%
11-1-221-2828-000-0000-00000-113100-	ORS 3% REIMBURSEMENT	5,681	615	615	-	(615)	-100.0%
11-1-221-2829-000-0000-00000-113100-	RETIREMENT - UNFUNDED	21,317	27,758	23,436	30,433	2,675	9.6%
11-1-221-2830-001-0000-00000-113100-	FICA	15,508	16,635	15,506	17,246	611	3.7%
11-1-221-2840-000-0000-00000-113100-	WORKERS COMP	307	282	289	315	33	11.9%
11-1-221-2920-000-0000-00000-113100-	CASH IN LIEU	-	-	85	-	-	100.0%
11-1-221-3190-000-0000-00000-113100-	CONTRACTED SERVICES	54,536	67,000	6,000	21,000	(46,000)	-68.7%
11-1-221-3210-000-0000-00000-113100-	MILEAGE & EXPENSE	5,071	8,000	2,927	8,000	-	0.0%
11-1-221-3211-000-0000-00000-113100-	MILEAGE & EXPENSE - LIT COACH	8,600	10,000	4,919	10,000	-	0.0%
11-1-221-3220-000-0000-00000-113100-	CONFERENCE EXPENSE	12,936	16,500	8,420	6,000	(10,500)	-63.6%
11-1-221-3221-000-0000-00000-113100-	CONFERENCE EXPENSE-LIT COACHES	8,792	8,000	5,608	6,000	(2,000)	-25.0%
11-1-221-4290-000-0000-00000-113100-	VENUE RENTAL	10,657	8,000	1,908	8,000	-	0.0%
11-1-221-5410-000-0000-00000-113100-	SUBSCRIPTIONS	592	2,300	236	700	(1,600)	-69.6%
11-1-221-5996-000-0000-00000-113100-	MISC SUPPLIES & MATERIALS	14,187	23,140	11,289	8,000	(15,140)	-65.4%
11-1-221-5996-001-0000-00000-113100-	MISC SUPPLY/MATERIAL-LIT COACH	3,011	4,000	1,195	2,000	(2,000)	-50.0%
11-1-221-5996-004-0000-00000-113100-	MISC SUPPLIES-ELA PD	946	2,500	-	2,500	-	0.0%
11-1-221-6421-000-0000-00000-113100-	TECHNOLOGY-INVENTORY	710	3,000	1,316	4,000	1,000	33.3%
11-1-221-7410-000-0000-00000-113100-	DUES & FEES	392	500	119	500	-	0.0%

OTTAWA AREA ISD
ANNUAL BUDGET PLANNER

11 GENERAL FUND (ISD)	DESCRIPTION	2024-25 ACTUAL	2025-26 AMENDED	2025-26 YTD	2026-2027 PROPOSED	CHANGE	PCT CHANGE
11-1-221-8221-000-0000-00000-113100-	TRANSFER TO LOCALS	-	5,000	-	5,000	-	0.0%
	TOTAL ENG/LANG ARTS CONSULTANT	493,057	578,129	381,618	466,044	(112,085)	-19.4%
	113120 ADMINISTRATION CONSULTANT						
11-1-229-1290-000-0000-00000-113120-	CONSULTANT	89,948	95,773	69,988	99,604	3,831	4.0%
11-1-229-1791-000-0000-00000-113120-	VACATION PAYOUT	-	2,570	2,570	-	(2,570)	-100.0%
11-1-229-1794-000-0000-00000-113120-	IN-OAISD TRAVEL ALLOW	2,500	2,500	1,771	-	(2,500)	0.0%
11-1-229-2110-000-0000-00000-113120-	LIFE INSURANCE	57	57	48	57	-	0.0%
11-1-229-2120-000-0000-00000-113120-	LTD INSURANCE	286	262	231	279	17	6.6%
11-1-229-2130-000-0000-00000-113120-	HEALTH INSURANCE	21,029	21,355	16,843	21,985	630	2.9%
11-1-229-2132-000-0000-00000-113120-	HEALTH ADMIN FEES	47	47	40	47	(0)	-0.8%
11-1-229-2140-000-0000-00000-113120-	DENTAL INSURANCE	1,571	1,602	1,260	1,642	40	2.5%
11-1-229-2150-000-0000-00000-113120-	VISION INSURANCE	105	113	88	121	8	6.8%
11-1-229-2820-000-0000-00000-113120-	RETIREMENT	28,203	28,646	21,254	27,401	(1,245)	-4.3%
11-1-229-2822-000-2630-00000-113120-	MPSERS ONE TIME	4,030	-	-	-	-	100.0%
11-1-229-2828-000-0000-00000-113120-	ORS 3% REIMBURSEMENT	2,423	264	264	-	(264)	-100.0%
11-1-229-2829-000-0000-00000-113120-	RETIREMENT - UNFUNDED	9,207	12,274	9,531	13,456	1,182	9.6%
11-1-229-2830-000-0000-00000-113120-	FICA	6,528	7,726	5,172	7,669	(57)	-0.7%
11-1-229-2840-000-0000-00000-113120-	WORKERS COMP	132	125	112	140	15	11.7%
11-1-229-2921-000-0000-00000-113120-	CIL-LIFE/LTC	650	650	487	650	-	0.0%
11-1-229-3210-000-0000-00000-113120-	MILEAGE & EXPENSE	-	1,745	-	2,500	755	43.3%
11-1-229-3220-000-0000-00000-113120-	CONFERENCE EXPENSE	400	6,000	1,002	3,000	(3,000)	-50.0%
11-1-229-5410-000-0000-00000-113120-	SUBSCRIPTIONS	442	500	285	500	-	0.0%
11-1-229-5996-000-0000-00000-113120-	MISC SUPPLIES & MATERIALS	998	1,500	589	500	(1,000)	-66.7%
11-1-229-5997-000-0000-00000-113120-	MEETING EXPENSE	1,452	2,000	-	1,000	(1,000)	-50.0%
11-1-229-7410-000-0000-00000-113120-	DUES & FEES	16	-	64	-	-	100.0%
	TOTAL ADMINISTRATION CONSULTANT	170,026	185,710	131,597	180,551	(5,159)	-2.8%
	113121 WELLNESS AND ENGAGEMENT						
11-1-221-1250-000-0000-00000-113121-	COORDINATOR	-	51,535	32,656	-	(51,535)	-100.0%
11-1-221-1790-000-0000-00000-113121-	CELL PHONE STIPENDS	-	264	177	-	(264)	-100.0%
11-1-221-1791-000-0000-00000-113121-	VACATION PAYOUT	-	-	-	-	-	100.0%
11-1-221-2110-000-0000-00000-113121-	LIFE INSURANCE	-	32	19	-	(32)	-100.0%
11-1-221-2120-000-0000-00000-113121-	LTD INSURANCE	-	143	90	-	(143)	-100.0%

OTTAWA AREA ISD
ANNUAL BUDGET PLANNER

11 GENERAL FUND (ISD)	DESCRIPTION	2024-25 ACTUAL	2025-26 AMENDED	2025-26 YTD	2026-2027 PROPOSED	CHANGE	PCT CHANGE
11-1-221-3220-000-0000-00000-113225-	CONFERENCE EXPENSE	1,919	3,500	1,399	3,000	(500)	-14.3%
11-1-221-3450-000-0000-00000-113225-	SOFTWARE LICENSES	263	210	210	210	-	0.0%
11-1-221-5410-000-0000-00000-113225-	SUBSCRIPTIONS	90	300	420	300	-	0.0%
11-1-221-5996-000-0000-00000-113225-	MISC SUPPLIES & MATERIALS	1,155	2,500	819	1,000	(1,500)	-60.0%
11-1-221-6421-000-0000-00000-113225-	TECHNOLOGY-INVENTORY	-	-	-	1,000	1,000	100.0%
11-1-221-7410-000-0000-00000-113225-	DUES & FEES	115	300	15	300	-	0.0%
11-1-411-8910-006-0000-00000-113225-	TRANS TO LOCALS-PREV PD	-	-	297	-	-	100.0%
TOTAL PREVENTION SERVICES		123,924	134,695	100,145	132,806	(1,889)	-1.4%
113350 FINE ARTS							
11-1-221-3190-000-0000-00000-113350-	CONTRACTED SERVICES	3,200	3,200	3,200	3,200	-	0.0%
11-1-411-8910-000-0000-00000-113350-	TRANSFER TO LOCALS	2,126	3,000	618	3,000	-	0.0%
TOTAL FINE ARTS		5,326	6,200	3,818	6,200	-	0.0%
113400 IS AFFILIATE GROUPS							
11-1-221-5996-000-0000-00000-113400-	MISC SUPPLIES & MATERIALS	605	7,500	1,027	4,000	(3,500)	-46.7%
11-1-221-4290-000-0000-00000-113400-	VENUE RENTAL	-	8,587	9,450	10,500	1,913	22.3%
TOTAL IS AFFILIATE GROUPS		605	16,087	10,477	14,500	(1,587)	-9.9%
113490 ESL SUPPORT							
11-1-221-1250-000-0000-00000-113490-	CONSULTANT	103,194	107,322	84,963	111,615	4,293	4.0%
11-1-221-1790-000-0000-00000-113490-	CELL PHONE STIPENDS	480	480	360	480	-	0.0%
11-1-221-1794-000-0000-00000-113490-	IN-OAISD TRAVEL ALLOW	1,500	1,500	1,188	-	(1,500)	-100.0%
11-1-221-2110-000-0000-00000-113490-	LIFE INSURANCE	57	57	48	57	-	0.0%
11-1-221-2120-000-0000-00000-113490-	LTD INSURANCE	327	300	260	312	12	3.9%
11-1-221-2140-000-0000-00000-113490-	DENTAL INSURANCE	1,571	1,602	1,260	1,642	40	2.5%
11-1-221-2150-000-0000-00000-113490-	VISION INSURANCE	105	113	88	121	8	6.8%
11-1-221-2820-000-0000-00000-113490-	RETIREMENT	32,356	32,100	25,802	30,705	(1,395)	-4.3%
11-1-221-2822-000-2630-00000-113490-	MPSERS ONE TIME	4,624	-	-	-	-	100.0%
11-1-221-2828-000-0000-00000-113490-	ORS 3% REIMBURSEMENT	2,807	320	320	-	(320)	-100.0%

OTTAWA AREA ISD
ANNUAL BUDGET PLANNER

11 GENERAL FUND (ISD)	DESCRIPTION	2024-25 ACTUAL	2025-26 AMENDED	2025-26 YTD	2026-2027 PROPOSED	CHANGE	PCT CHANGE
11-1-221-2829-000-0000-00000-113490-	RETIREMENT - UNFUNDED	10,562	13,754	11,570	15,079	1,325	9.6%
11-1-221-2830-000-0000-00000-113490-	FICA	8,153	8,535	6,751	8,749	214	2.5%
11-1-221-2840-000-0000-00000-113490-	WORKERS COMP	152	143	135	160	17	11.9%
11-1-221-2920-000-0000-00000-113490-	CASH IN LIEU	2,004	2,004	1,586	2,004	-	0.0%
11-1-221-2921-000-0000-00000-113490-	CIL-LIFE/LTC	650	650	515	650	-	0.0%
11-1-221-3190-000-0000-00000-113490-	CONTRACTED SERVICES	10,510	10,000	11,162	8,000	(2,000)	-20.0%
11-1-221-3210-000-0000-00000-113490-	MILEAGE & EXPENSE	-	-	-	2,500	2,500	100.0%
11-1-221-3220-000-0000-00000-113490-	CONFERENCE EXPENSE	3,591	5,500	1,837	3,000	(2,500)	-45.5%
11-1-221-3450-000-0000-00000-113490-	SOFTWARE LICENSES	485	2,500	667	2,500	-	0.0%
11-1-221-5410-000-0000-00000-113490-	SUBSCRIPTIONS	-	500	-	500	-	0.0%
11-1-221-5996-000-0000-00000-113490-	MISC SUPPLIES & MATERIALS	313	2,500	1,009	1,000	(1,500)	-60.0%
11-1-221-6421-000-0000-00000-113490-	TECHNOLOGY - INVENTORY	680	500	-	500	-	0.0%
11-1-221-7410-000-0000-00000-113490-	DUES & FEES	121	500	100	250	(250)	-50.0%
TOTAL ESL SUPPORT		184,243	190,881	149,622	189,824	(1,057)	-0.6%
113491 ELL EXTERNAL COACH							
11-1-221-1250-000-0000-00000-113491-	CONSULTANT	44,544	53,216	27,932	57,022	3,806	7.2%
11-1-221-1790-000-0000-00000-113491-	CELL PHONE STIPENDS	400	264	280	272	8	3.0%
11-1-221-2110-000-0000-00000-113491-	LIFE INSURANCE	30	38	19	39	1	3.7%
11-1-221-2120-000-0000-00000-113491-	LTD INSURANCE	134	149	76	160	11	7.5%
11-1-221-2130-000-0000-00000-113491-	HEALTH INSURANCE	4,424	5,168	2,708	5,482	314	6.1%
11-1-221-2132-000-0000-00000-113491-	HEALTH ADMIN FEES	25	31	16	32	1	2.3%
11-1-221-2140-000-0000-00000-113491-	DENTAL INSURANCE	334	391	204	412	21	5.5%
11-1-221-2150-000-0000-00000-113491-	VISION INSURANCE	61	75	39	82	7	9.7%
11-1-221-2820-000-0000-00000-113491-	RETIREMENT	13,950	15,917	8,416	15,687	(230)	-1.4%
11-1-221-2822-000-2630-00000-113491-	MPSERS ONE TIME	1,128	-	-	-	-	100.0%
11-1-221-2828-000-0000-00000-113491-	ORS 3% REIMBURSEMENT	1,271	128	128	-	(128)	-100.0%
11-1-221-2829-000-0000-00000-113491-	RETIREMENT - UNFUNDED	4,144	6,820	4,006	7,704	884	13.0%
11-1-221-2830-000-0000-00000-113491-	FICA	3,387	4,116	2,126	4,400	284	6.9%
11-1-221-2840-000-0000-00000-113491-	WORKERS COMP	68	70	42	80	10	14.7%
11-1-221-2921-000-0000-00000-113491-	CIL-LIFE/LTC	350	429	225	442	13	3.0%
11-1-221-3210-000-0000-00000-113491-	MILEAGE & EXPENSE	1,534	2,000	903	2,000	-	0.0%
11-1-221-3220-000-0000-00000-113491-	CONFERENCE EXPENSE	2,173	3,000	1,441	3,000	-	0.0%
11-1-221-3450-000-0000-00000-113491-	SOFTWARE LICENSES	407	350	434	650	300	85.7%
11-1-221-5996-000-0000-00000-113491-	MISC SUPPLIES & MATERIALS	889	1,250	420	1,000	(250)	-20.0%
11-1-221-7410-000-0000-00000-113491-	DUES & FEES	121	200	15	150	(50)	-25.0%
TOTAL ELL EXTERNAL COACH		79,373	93,611	49,430	98,614	5,004	5.3%

OTTAWA AREA ISD
ANNUAL BUDGET PLANNER

11 GENERAL FUND (ISD)	DESCRIPTION	2024-25 ACTUAL	2025-26 AMENDED	2025-26 YTD	2026-2027 PROPOSED	CHANGE	PCT CHANGE
113525 INSTRUCTIONAL TECHNOLOGY							
11-1-225-1292-000-0000-00000-113525-	CONSULTANT	89,824	47,245	47,245	-	(47,245)	-100.0%
11-1-225-1625-000-0000-00000-113525-	CLERICAL SUPPORT	23,315	23,757	17,855	24,707	950	4.0%
11-1-225-1790-000-0000-00000-113525-	CELL PHONE STIPENDS	384	384	192	384	-	0.0%
11-1-225-1791-000-0000-00000-113525-	VACATION PAYOUT	-	-	2,684	-	-	0.0%
11-1-225-2110-000-0000-00000-113525-	LIFE INSURANCE	74	74	47	28	(46)	-62.2%
11-1-225-2120-000-0000-00000-113525-	LTD INSURANCE	399	328	195	69	(259)	0.0%
11-1-225-2130-000-0000-00000-113525-	HEALTH INSURANCE	12,900	9,000	6,457	9,000	-	0.0%
11-1-225-2132-000-0000-00000-113525-	HEALTH ADMIN FEES	38	38	27	38	-	0.0%
11-1-225-2140-000-0000-00000-113525-	DENTAL INSURANCE	1,047	600	521	600	-	0.0%
11-1-225-2150-000-0000-00000-113525-	VISION INSURANCE	84	60	42	60	-	0.0%
11-1-225-2820-000-0000-00000-113525-	RETIREMENT	35,633	21,237	19,883	6,797	(14,440)	0.0%
11-1-225-2822-000-2630-00000-113525-	MPSERS ONE TIME	5,000	-	-	-	-	100.0%
11-1-225-2828-000-0000-00000-113525-	ORS 3% REIMBURSEMENT	3,066	345	345	-	(345)	-100.0%
11-1-225-2829-000-0000-00000-113525-	RETIREMENT - UNFUNDED	11,552	9,099	8,520	3,338	(5,761)	-63.3%
11-1-225-2830-000-0000-00000-113525-	FICA	8,519	5,619	5,133	2,020	(3,599)	-64.0%
11-1-225-2840-000-0000-00000-113525-	WORKERS COMP	166	109	118	55	(54)	-49.3%
11-1-225-2920-000-0000-00000-113525-	CASH IN LIEU	1,153	1,153	913	1,153	-	0.0%
11-1-225-2921-000-0000-00000-113525-	CIL-LIFE/LTC	886	540	427	540	-	0.0%
11-1-225-3190-000-0000-00000-113525-	CONTRACTED SERVICES	1,000	-	-	-	-	100.0%
11-1-225-3210-000-0000-00000-113525-	MILEAGE & EXPENSE	257	600	69	-	(600)	-100.0%
11-1-225-3220-000-0000-00000-113525-	CONFERENCE EXPENSE	4,001	350	350	-	(350)	-100.0%
11-1-225-5410-000-0000-00000-113525-	SUBSCRIPTIONS	742	-	-	-	-	100.0%
11-1-225-5996-000-0000-00000-113525-	MISC SUPPLIES & MATERIALS	372	-	-	-	-	100.0%
11-1-225-6421-000-0000-00000-113525-	TECHNOLOGY-INVENTORY	277	-	-	-	-	100.0%
11-1-225-7410-000-0000-00000-113525-	DUES & FEES	405	-	-	-	-	100.0%
TOTAL INSTRUCTIONAL TECHNOLOGY		201,095	120,538	111,023	48,789	(71,749)	-59.5%
114000 EARLY CHILDHOOD							
11-1-221-1171-000-0000-00000-114000-	COORDINATOR	16,511	17,171	13,594	17,858	687	4.0%
11-1-221-1621-000-0000-00000-114000-	SECRETARY	17,934	33,876	21,988	49,418	15,542	45.9%
11-1-221-1790-000-0000-00000-114000-	CELL PHONE STIPENDS	96	96	72	96	-	0.0%
11-1-221-1791-000-0000-00000-114000-	VACATION PAYOUT	-	6,205	6,205	-	(6,205)	-100.0%

OTTAWA AREA ISD
ANNUAL BUDGET PLANNER

11 GENERAL FUND (ISD)	DESCRIPTION	2024-25 ACTUAL	2025-26 AMENDED	2025-26 YTD	2026-2027 PROPOSED	CHANGE	PCT CHANGE
11-1-221-2110-000-0000-00000-114000-	LIFE INSURANCE	23	32	25	32	0	0.3%
11-1-221-2120-000-0000-00000-114000-	LTD INSURANCE	105	143	115	149	6	4.3%
11-1-221-2130-000-0000-00000-114000-	HEALTH INSURANCE	10,931	17,084	11,684	16,730	(354)	-2.1%
11-1-221-2132-000-0000-00000-114000-	HEALTH ADMIN FEES	29	38	29	38	0	0.2%
11-1-221-2133-000-0000-00000-114000-	HEALTH SAVINGS ACCOUNT	-	-	423	845	845	100.0%
11-1-221-2140-000-0000-00000-114000-	DENTAL INSURANCE	827	1,282	894	1,314	32	2.5%
11-1-221-2150-000-0000-00000-114000-	VISION INSURANCE	56	91	63	97	6	7.0%
11-1-221-2310-000-0000-00000-114000-	TUITION REIMBURSEMENT	-	3,000	-	3,000	-	0.0%
11-1-221-2820-000-0000-00000-114000-	RETIREMENT	10,863	15,268	10,862	18,508	3,240	21.2%
11-1-221-2822-000-2630-00000-114000-	MPSERS ONE TIME	1,418	-	-	-	-	100.0%
11-1-221-2828-000-0000-00000-114000-	ORS 3% REIMBURSEMENT	1,028	90	90	-	(90)	-100.0%
11-1-221-2829-000-0000-00000-114000-	RETIREMENT - UNFUNDED	3,449	6,542	5,025	9,089	2,547	38.9%
11-1-221-2830-000-0000-00000-114000-	FICA	2,549	3,987	3,067	5,188	1,201	30.1%
11-1-221-2840-000-0000-00000-114000-	WORKERS COMP	50	86	64	120	34	39.7%
11-1-221-2921-000-0000-00000-114000-	CIL-LIFE/LTC	360	520	364	520	-	0.0%
11-1-221-3190-000-0000-00000-114000-	CONTRACTED SERVICES	4,314	6,000	1,330	6,000	-	0.0%
11-1-221-3210-000-0000-00000-114000-	MILEAGE & EXPENSE	169	750	1,624	750	-	0.0%
11-1-221-3220-000-0000-00000-114000-	CONFERENCE EXPENSE	415	1,200	444	1,200	-	0.0%
11-1-221-3610-000-0000-00000-114000-	PRINTING	-	700	-	700	-	0.0%
11-1-221-5410-000-0000-00000-114000-	SUBSCRIPTIONS	734	500	226	500	-	0.0%
11-1-221-5996-000-0000-00000-114000-	MISC SUPPLIES & MATERIALS	2,316	2,000	9,546	2,000	-	0.0%
11-1-221-5997-000-0000-00000-114000-	MEETING EXPENSE	141	1,489	2,773	1,489	-	0.0%
11-1-221-6421-000-0000-00000-114000-	TECHNOLOGY-INVENTORY	3,628	6,900	5,111	6,900	-	0.0%
11-1-221-6427-000-0000-00000-114000-	NEW EQUIP/FURNITURE-NON DEPR	910	-	-	-	-	100.0%
11-1-221-7410-000-0000-00000-114000-	DUES & FEES	556	500	541	500	-	0.0%
11-1-226-1170-000-0000-00000-114000-	DIRECTOR EC SERVICES	82,216	79,119	46,599	123,735	44,616	56.4%
11-1-226-1171-000-0000-00000-114000-	ASST DIRECTOR EC SERVICES	28,800	22,000	17,417	22,880	880	4.0%
11-1-226-1790-000-0000-00000-114000-	CELL PHONE STIPENDS	912	779	461	1,080	302	38.7%
11-1-226-2110-000-0000-00000-114000-	LIFE INSURANCE	58	50	33	68	18	37.1%
11-1-226-2120-000-0000-00000-114000-	LTD INSURANCE	368	279	203	410	131	47.0%
11-1-226-2130-000-0000-00000-114000-	HEALTH INSURANCE	21,338	18,579	11,761	26,382	7,803	42.0%
11-1-226-2132-000-0000-00000-114000-	HEALTH ADMIN FEES	14	9	8	9	(0)	-5.1%
11-1-226-2140-000-0000-00000-114000-	DENTAL INSURANCE	1,601	1,394	883	1,970	576	41.3%
11-1-226-2150-000-0000-00000-114000-	VISION INSURANCE	107	99	63	145	46	47.1%
11-1-226-2820-000-0000-00000-114000-	RETIREMENT	35,567	32,385	19,227	44,254	11,869	36.7%
11-1-226-2828-000-0000-00000-114000-	ORS 3% REIMBURSEMENT	2,612	38	38	-	(38)	-100.0%
11-1-226-2829-000-0000-00000-114000-	RETIREMENT - UNFUNDED	12,076	13,876	9,371	21,733	7,857	56.6%
11-1-226-2830-000-0000-00000-114000-	FICA	8,213	7,906	4,684	11,291	3,385	42.8%
11-1-226-2840-000-0000-00000-114000-	WORKERS COMP	164	132	89	206	74	55.8%
11-1-226-2921-000-0000-00000-114000-	CIL-LIFE/LTC	662	562	325	780	218	38.7%
11-1-226-2990-000-0000-00000-114000-	ADMIN TSA	10,998	6,520	-	14,250	7,730	118.6%
11-1-226-3210-000-0000-00000-114000-	MILEAGE & EXPENSE	659	750	253	750	-	0.0%
11-1-226-3220-000-0000-00000-114000-	CONFERENCE EXPENSE	6,378	3,000	1,239	3,000	-	0.0%

OTTAWA AREA ISD
ANNUAL BUDGET PLANNER

11 GENERAL FUND (ISD)	DESCRIPTION	2024-25 ACTUAL	2025-26 AMENDED	2025-26 YTD	2026-2027 PROPOSED	CHANGE	PCT CHANGE
11-1-226-7410-000-0000-00000-114000-	DUES & FEES	100	400	605	400	-	0.0%
11-1-331-3416-000-0000-00000-114000-	MIFI	449	1,000	180	1,000	-	0.0%
TOTAL EARLY CHILDHOOD		292,705	314,426	209,595	417,384	102,958	32.7%
114100 GREAT PARENTS							
11-1-221-1172-000-0000-00000-114100-	PARENT EDUCATORS	24,236	29,641	17,898	37,862	8,221	27.7%
11-1-221-1790-000-0000-00000-114100-	CELL PHONE STIPENDS	204	240	144	312	72	30.0%
11-1-221-2110-000-0000-00000-114100-	LIFE INSURANCE	15	17	11	14	(3)	-18.1%
11-1-221-2120-000-0000-00000-114100-	LTD INSURANCE	83	83	58	69	(14)	-16.8%
11-1-221-2130-000-0000-00000-114100-	HEALTH INSURANCE	-	4,152	726	2,528	(1,624)	-39.1%
11-1-221-2133-000-0000-00000-114100-	HEALTH SAVINGS ACCOUNT	-	-	343	686	686	100.0%
11-1-221-2140-000-0000-00000-114100-	DENTAL INSURANCE	246	296	275	547	251	84.9%
11-1-221-2150-000-0000-00000-114100-	VISION INSURANCE	45	57	35	48	(9)	-15.3%
11-1-221-2820-000-0000-00000-114100-	RETIREMENT	7,415	7,215	4,685	9,207	1,992	27.6%
11-1-221-2822-000-2630-00000-114100-	MPSERS ONE TIME	1,087	-	-	-	-	100.0%
11-1-221-2829-000-0000-00000-114100-	RETIREMENT - UNFUNDED	2,488	3,799	2,462	5,115	1,316	34.6%
11-1-221-2830-000-0000-00000-114100-	FICA	2,119	2,420	1,487	2,921	501	20.7%
11-1-221-2840-000-0000-00000-114100-	WORKERS COMP	36	41	30	53	12	29.0%
11-1-221-2920-000-0000-00000-114100-	CASH IN LIEU	3,185	1,625	1,500	1,625	-	0.0%
11-1-221-2921-000-0000-00000-114100-	CIL-LIFE/LTC	276	325	206	260	(65)	-20.0%
11-1-221-3190-000-0000-00000-114100-	CONTRACTED SERVICES	1,548	1,000	1,811	1,000	-	0.0%
11-1-221-3210-000-0000-00000-114100-	MILEAGE & EXPENSE	3,270	6,400	3,686	6,400	-	0.0%
11-1-221-3220-000-0000-00000-114100-	CONFERENCE EXPENSE	377	1,800	210	1,800	-	0.0%
11-1-221-5996-000-0000-00000-114100-	MISC SUPPLIES & MATERIALS	129	5,000	316	5,000	-	0.0%
11-1-221-6421-000-0000-00000-114100-	TECHNOLOGY-INVENTORY	1,072	1,700	1,461	1,700	-	0.0%
11-1-331-1172-000-0000-00000-114100-	PARENT EDUCATORS	73,884	76,972	56,893	53,366	(23,606)	-30.7%
11-1-331-1790-000-0000-00000-114100-	CELL PHONE STIPENDS	240	240	180	240	-	0.0%
11-1-331-2110-000-0000-00000-114100-	LIFE INSURANCE	51	51	41	34	(17)	-33.7%
11-1-331-2120-000-0000-00000-114100-	LTD INSURANCE	279	215	180	149	(66)	-30.8%
11-1-331-2130-000-0000-00000-114100-	HEALTH INSURANCE	-	12,456	4,865	14,220	1,764	14.2%
11-1-331-2132-000-0000-00000-114100-	HEALTH ADMIN FEES	32	-	-	-	-	100.0%
11-1-331-2133-000-0000-00000-114100-	HEALTH SAVINGS ACCOUNT	180	609	1,908	1,715	1,106	181.8%
11-1-331-2140-000-0000-00000-114100-	DENTAL INSURANCE	290	296	714	1,368	1,072	362.4%
11-1-331-2150-000-0000-00000-114100-	VISION INSURANCE	53	57	77	121	64	113.6%
11-1-331-2310-000-0000-00000-114100-	TUITION REIMBURSEMENT	-	-	9,052	-	-	100.0%
11-1-331-2820-000-0000-00000-114100-	RETIREMENT	23,442	18,635	15,552	12,920	(5,715)	-30.7%
11-1-331-2822-000-2630-00000-114100-	MPSERS ONE TIME	3,014	-	-	-	-	100.0%
11-1-331-2829-000-0000-00000-114100-	RETIREMENT - UNFUNDED	7,443	9,864	7,813	7,210	(2,654)	-26.9%
11-1-331-2830-000-0000-00000-114100-	FICA	6,316	6,448	4,675	4,136	(2,312)	-35.9%

OTTAWA AREA ISD
ANNUAL BUDGET PLANNER

11 GENERAL FUND (ISD)	DESCRIPTION	2024-25 ACTUAL	2025-26 AMENDED	2025-26 YTD	2026-2027 PROPOSED	CHANGE	PCT CHANGE
11-1-331-2840-000-0000-00000-114100-	WORKERS COMP	1,374	1,764	1,173	1,151	(613)	-34.8%
11-1-331-2920-000-0000-00000-114100-	CASH IN LIEU	11,250	4,875	5,625	4,875	-	0.0%
11-1-331-2921-000-0000-00000-114100-	CIL-LIFE/LTC	975	975	758	650	(325)	-33.3%
TOTAL GREAT PARENTS		176,652	199,267	146,852	179,302	(19,965)	-10.0%
114500 GSRP NON-GRANT							
11-1-221-3112-000-0000-00000-114500-	CONTRACTED SVCS-ASSESSMENTS	3,009	1,000	525	1,000	-	0.0%
11-1-221-3190-000-0000-00000-114500-	CONTRACTED SERVICES	-	5,000	-	5,000	-	0.0%
11-1-221-3191-000-0000-00000-114500-	HMG CONTRACTED SERVICES	1,500	-	1,500	-	-	100.0%
11-1-221-5996-000-0000-00000-114500-0000	MISC SUPPLIES & MATERIALS	642	1,000	(19)	1,000	-	0.0%
11-1-221-5997-000-0000-00000-114500-0000	MEETING EXPENSE - FOOD	-	3,000	0	3,000	-	0.0%
TOTAL GSRP NON-GRANT		5,151	10,000	2,006	10,000	-	0.0%
115100 DIVERSITY EQUITY INCLUSION							
11-1-221-3120-000-0000-00000-115100-	INSERVICE TRAINING	1,899	3,100	3,585	2,000	(1,100)	-35.5%
11-1-221-3220-000-0000-00000-115100-	CONFERENCE EXPENSE	-	3,900	3,900	-	(3,900)	0.0%
11-1-221-5996-000-0000-00000-115100-	MISC SUPPLIES & MATERIALS	1,489	8,000	2,219	2,000	(6,000)	0.0%
TOTAL DIVERSITY EQUITY INCLUSION		3,388	15,000	9,705	4,000	(11,000)	-73.3%
118000 BUILDING AND GROUNDS							
11-1-261-1160-000-0000-00000-118000-	BUILDING & GROUNDS SUPV	122,208	108,290	90,230	112,622	4,332	4.0%
11-1-261-1161-000-0000-00000-118000-	DEPARTMENT COORDINATOR	41,276	65,520	51,870	68,141	2,621	4.0%
11-1-261-1173-000-0000-00000-118000-	DIRECTOR	103,369	119,449	89,587	-	(119,449)	-100.0%
11-1-261-1790-000-0000-00000-118000-	CELL PHONE STIPENDS	1,794	1,780	1,485	1,080	(700)	-39.3%
11-1-261-1791-000-0000-00000-118000-	VACATION PAYOUT	5,998	5,998	-	-	(5,998)	-100.0%
11-1-261-1794-000-0000-00000-118000-	IN-OAISD TRAVEL ALLOW	-	5,000	3,854	-	(5,000)	-100.0%
11-1-261-1910-000-0000-00000-118000-	ADMN MERIT PAY	2,297	2,389	-	-	(2,389)	-100.0%
11-1-261-1980-000-0000-00000-118000-	FOLLOW-UP	109	250	-	250	-	0.0%
11-1-261-2110-000-0000-00000-118000-	LIFE INSURANCE	161	185	162	128	(57)	-30.9%

OTTAWA AREA ISD
ANNUAL BUDGET PLANNER

11 GENERAL FUND (ISD)	DESCRIPTION	2024-25 ACTUAL	2025-26 AMENDED	2025-26 YTD	2026-2027 PROPOSED	CHANGE	PCT CHANGE
11-1-261-2120-000-0000-00000-118000-	LTD INSURANCE	758	757	734	506	(251)	-33.2%
11-1-261-2130-000-0000-00000-118000-	HEALTH INSURANCE	12,451	7,830	15,076	17,697	9,867	126.0%
11-1-261-2132-000-0000-00000-118000-	HEALTH ADMIN FEES	43	47	47	-	(47)	-100.0%
11-1-261-2133-000-0000-00000-118000-	HEALTH SAVINGS ACCOUNT	-	-	2,113	4,226	4,226	100.0%
11-1-261-2140-000-0000-00000-118000-	DENTAL INSURANCE	1,100	592	1,338	1,642	1,050	177.5%
11-1-261-2150-000-0000-00000-118000-	VISION INSURANCE	109	113	123	122	9	7.7%
11-1-261-2820-000-0000-00000-118000-	RETIREMENT	75,347	77,308	61,405	39,431	(37,877)	-49.0%
11-1-261-2822-000-2630-00000-118000-	MPSERS ONE TIME	8,961	-	-	-	-	100.0%
11-1-261-2828-000-0000-00000-118000-	ORS 3% REIMBURSEMENT	4,757	552	552	-	(552)	-100.0%
11-1-261-2829-000-0000-00000-118000-	RETIREMENT - UNFUNDED	24,363	36,331	29,736	39,929	3,598	9.9%
11-1-261-2830-000-0000-00000-118000-	FICA	21,205	23,524	17,925	14,058	(9,466)	-40.2%
11-1-261-2840-000-0000-00000-118000-	WORKERS COMP	659	389	346	257	(132)	-33.9%
11-1-261-2920-000-0000-00000-118000-	CASH IN LIEU	4,397	5,211	3,450	2,895	(2,316)	-44.4%
11-1-261-2921-000-0000-00000-118000-	CIL-LIFE/LTC	715	650	515	-	(650)	-100.0%
11-1-261-2990-000-0000-00000-118000-	ADMIN TSA	6,000	7,000	-	-	(7,000)	-100.0%
11-1-261-3190-000-0000-00000-118000-	CONTRACTED SERVICES	29,001	21,700	18,384	21,700	-	0.0%
11-1-261-3193-000-0000-00000-118000-	CONTRACTED SERVICES-COURIER	15,290	19,200	14,132	19,200	-	0.0%
11-1-261-3210-000-0000-00000-118000-	MILEAGE & EXPENSE	6,392	9,000	1,038	9,000	-	0.0%
11-1-261-3220-000-0000-00000-118000-	CONFERENCE EXPENSE	2,459	4,500	4,170	4,500	-	0.0%
11-1-261-5910-000-0000-00000-118000-	OFFICE SUPPLIES-CONSUMABLE	1,266	700	312	700	-	0.0%
11-1-261-5990-000-0000-00000-118000-	SOFTWARE&SOFTWARE LICENSES	11,982	7,400	2,941	7,400	-	0.0%
11-1-261-5994-000-0000-00000-118000-	VEHICLE EXPENSE	9,779	9,200	10,697	12,000	2,800	30.4%
11-1-261-6421-000-0000-00000-118000-	TECHNOLOGY-INVENTORY	850	850	892	4,450	3,600	423.5%
11-1-261-7410-000-0000-00000-118000-	DUES & FEES	1,005	700	225	700	-	0.0%
11-1-261-7910-000-0000-00000-118000-	MISC EXPENSE	2,191	3,000	2,725	3,000	-	0.0%
TOTAL BUILDING AND GROUNDS		518,292	545,416	426,061	385,634	(159,782)	-29.3%
118100 ESB CUSTODIAL							
11-1-261-1550-000-0000-00000-118100-	MAINTENANCE	4,031	6,319	4,191	6,465	146	2.3%
11-1-261-1640-000-0000-00000-118100-	CUSTODIANS	42,738	46,032	34,606	47,873	1,841	4.0%
11-1-261-1790-000-0000-00000-118100-	CELL PHONE STIPENDS	107	86	61	86	(0)	-0.5%
11-1-261-1794-000-0000-00000-118100-	IN-OAISD TRAVEL ALLOW	112	225	166	-	(225)	-100.0%
11-1-261-1990-000-0000-00000-118100-	OVERTIME PAY	-	-	16	-	-	100.0%
11-1-261-2110-000-0000-00000-118100-	LIFE INSURANCE	49	40	33	40	(0)	-0.9%
11-1-261-2120-000-0000-00000-118100-	LTD INSURANCE	246	115	125	148	33	28.8%
11-1-261-2130-000-0000-00000-118100-	HEALTH INSURANCE	1,932	2,007	4,042	11,029	9,022	449.4%
11-1-261-2132-000-0000-00000-118100-	HEALTH ADMIN FEES	1	1	1	1	(0)	-29.6%
11-1-261-2140-000-0000-00000-118100-	DENTAL INSURANCE	708	781	615	831	50	6.4%

OTTAWA AREA ISD
ANNUAL BUDGET PLANNER

11 GENERAL FUND (ISD)	DESCRIPTION	2024-25 ACTUAL	2025-26 AMENDED	2025-26 YTD	2026-2027 PROPOSED	CHANGE	PCT CHANGE
11-1-261-2150-000-0000-00000-118100-	VISION INSURANCE	102	134	103	143	9	7.0%
11-1-261-2820-000-0000-00000-118100-	RETIREMENT	14,871	15,160	11,542	14,591	(569)	-3.8%
11-1-261-2822-000-2630-00000-118100-	MPSERS ONE TIME	1,649	-	-	-	-	100.0%
11-1-261-2828-000-0000-00000-118100-	ORS 3% REIMBURSEMENT	1,074	123	123	-	(123)	-100.0%
11-1-261-2829-000-0000-00000-118100-	RETIREMENT - UNFUNDED	4,583	6,709	5,327	7,341	632	9.4%
11-1-261-2830-000-0000-00000-118100-	FICA	3,635	5,147	2,960	4,164	(983)	-19.1%
11-1-261-2840-000-0000-00000-118100-	WORKERS COMP	862	1,343	874	1,116	(227)	-16.9%
11-1-261-2920-000-0000-00000-118100-	CASH IN LIEU	10,196	10,600	5,314	10,600	-	0.0%
11-1-261-2921-000-0000-00000-118100-	CIL-LIFE/LTC	134	98	74	78	(20)	-20.0%
11-1-261-3830-000-0000-00000-118100-	WATER & SEWER	2,785	3,000	135	3,000	-	0.0%
11-1-261-3840-000-0000-00000-118100-	WASTE DISPOSAL	1,249	4,000	736	4,000	-	0.0%
11-1-261-4110-000-0000-00000-118100-	CONT SERV-GROUNDS	4,007	8,000	126	8,000	-	0.0%
11-1-261-4122-000-0000-00000-118100-	CONT SERV-EQUIP/BLDG	7,461	8,000	4,073	8,000	-	0.0%
11-1-261-4190-000-0000-00000-118100-	SNOW REMOVAL	6,343	11,000	-	11,000	-	0.0%
11-1-261-4911-000-0000-00000-118100-	CONT SERV-COMPLIANCE	-	9,000	5,000	9,000	-	0.0%
11-1-261-5510-000-0000-00000-118100-	HEATING	3,511	6,000	468	6,000	-	0.0%
11-1-261-5520-000-0000-00000-118100-	ELECTRICITY	35,609	22,000	10,273	22,000	-	0.0%
11-1-261-5991-000-0000-00000-118100-	CUST SUPPLIES-CONSUMABLE	2,221	6,000	4,466	6,000	-	0.0%
11-1-261-5992-000-0000-00000-118100-	GROUND SUPPLIES-CONSUMABLE	350	1,800	178	1,800	-	0.0%
11-1-261-5993-000-0000-00000-118100-	MAINT SUPPLIES-CONSUMABLE	3,738	4,750	217	4,750	-	0.0%
11-1-261-6421-000-0000-00000-118100-	TECHNOLOGY-INVENTORY	124	-	-	-	-	100.0%
11-1-261-6423-000-0000-00000-118100-	CUST SUPPLIES-INVENTORY	40	1,500	-	1,500	-	0.0%
TOTAL ESB CUSTODIAL		154,466	179,972	95,845	189,556	9,584	5.3%
118200 RKEC CUSTODIAL							
11-1-261-3830-000-0000-00000-118200-	WATER & SEWER	-	3,500	2,753	4,000	500	14.3%
11-1-261-3840-000-0000-00000-118200-	WASTE DISPOSAL	-	-	550	-	-	100.0%
11-1-261-4110-000-0000-00000-118200-	CONT SERV-GROUNDS	-	5,000	7,902	5,000	-	0.0%
11-1-261-4122-000-0000-00000-118200-	CONT SERV-EQUIP/BLDG	-	-	(55)	-	-	100.0%
11-1-261-5510-000-0000-00000-118200-	HEATING	-	3,000	3,841	3,000	-	0.0%
11-1-261-5520-000-0000-00000-118200-	ELECTRICITY	-	5,000	4,691	5,000	-	0.0%
11-1-261-6420-000-0000-00000-118200-		-	4,050	4,210	4,050	-	0.0%
TOTAL RKEC CUSTODIAL		-	20,550	23,891	21,050	500	2.4%
119074 SEC 41 BILINGUAL GRNT							
11-1-125-5110-000-3074-00000-119074-	LENDING LIBRARY STUDENTS	417	-	-	-	-	100.0%

OTTAWA AREA ISD
ANNUAL BUDGET PLANNER

11 GENERAL FUND (ISD)	DESCRIPTION	2024-25 ACTUAL	2025-26 AMENDED	2025-26 YTD	2026-2027 PROPOSED	CHANGE	PCT CHANGE
TOTAL SEC 41 BILINGUAL GRNT		417	-	-	-	-	100.0%
	119114						
11-1-411-8510-000-9204-00000-119114-	TRANSFER TO LOCALS-SUB GRANTEE	27,365	-	-	-	-	100.0%
TOTAL 119114		27,365	-	-	-	-	100.0%
119124 MAISA TRAILS							
11-1-221-1250-000-9244-00000-119124-	CONSULTANT- F BADUR	9,162	-	-	-	-	100.0%
11-1-221-1790-000-9244-00000-119124-	CELL PHONE STIPENDS	47	-	-	-	-	100.0%
11-1-221-2110-000-9244-00000-119124-	LIFE INSURANCE	6	-	-	-	-	100.0%
11-1-221-2120-000-9244-00000-119124-	LTD INSURANCE	33	-	-	-	-	100.0%
11-1-221-2130-000-9244-00000-119124-	HEALTH INSURANCE	658	-	-	-	-	100.0%
11-1-221-2132-000-9244-00000-119124-	HEALTH ADMIN FEES	1	-	-	-	-	100.0%
11-1-221-2133-000-9244-00000-119124-	HEALTH SAVINGS ACCOUNT	116	-	-	-	-	100.0%
11-1-221-2140-000-9244-00000-119124-	DENTAL INSURANCE	58	-	-	-	-	100.0%
11-1-221-2150-000-9244-00000-119124-	VISION INSURANCE	10	-	-	-	-	100.0%
11-1-221-2820-000-9244-00000-119124-	RETIREMENT	2,638	-	-	-	-	100.0%
11-1-221-2829-000-9244-00000-119124-	RETIREMENT - UNFUNDED	1,302	-	-	-	-	100.0%
11-1-221-2830-000-9244-00000-119124-	FICA	667	-	-	-	-	100.0%
11-1-221-2840-000-9244-00000-119124-	WORKERS COMP	14	-	-	-	-	100.0%
11-1-221-2921-000-9244-00000-119124-	CIL-LIFE/LTC	67	-	-	-	-	100.0%
11-1-411-8910-000-9244-00000-119124-	TRANSFER TO LOCALS	27,000	-	27,000	-	-	100.0%
TOTAL MAISA TRAILS		41,781	-	27,000	-	-	100.0%
119135 GHACF TCAN PYRAMID PRACTICE							
11-1-221-1290-000-3415-00000-119135-	ECS-CONKLE	7,842	13,235	5,815	13,235	-	0.0%
11-1-221-2110-000-3415-00000-119135-	LIFE INSURANCE	9	11	8	9	(2)	-18.2%
11-1-221-2120-000-3415-00000-119135-	LTD INSURANCE	37	36	34	37	1	2.8%
11-1-221-2130-000-3415-00000-119135-	HEALTH INSURANCE	1,599	3,652	1,737	3,615	(37)	-1.0%
11-1-221-2132-000-3415-00000-119135-	HEALTH ADMIN FEES	7	8	7	8	-	0.0%

OTTAWA AREA ISD
ANNUAL BUDGET PLANNER

11 GENERAL FUND (ISD)	DESCRIPTION	2024-25 ACTUAL	2025-26 AMENDED	2025-26 YTD	2026-2027 PROPOSED	CHANGE	PCT CHANGE
11-1-221-2140-000-3415-00000-119135-	DENTAL INSURANCE	169	274	130	270	(4)	-1.5%
11-1-221-2150-000-3415-00000-119135-	VISION INSURANCE	11	19	9	20	1	5.3%
11-1-221-2820-000-3415-00000-119135-	RETIREMENT	2,459	3,959	1,745	3,641	(318)	-8.0%
11-1-221-2828-000-3415-00000-119135-	ORS 3% REIMBURSEMENT	88	13	13	-	(13)	-100.0%
11-1-221-2829-000-3415-00000-119135-	RETIREMENT - UNFUNDED	857	1,988	855	1,788	(200)	-10.1%
11-1-221-2830-000-3415-00000-119135-	FICA	558	1,021	421	1,012	(9)	-0.9%
11-1-221-2840-000-3415-00000-119135-	WORKERS COMP	12	17	9	19	2	11.8%
11-1-221-3210-000-3415-00000-119135-	MILEAGE	320	1,643	253	1,000	(643)	-39.1%
11-1-221-5990-000-3415-00000-119135-	PYRAMID KITS, NOT ELIGIBLE IND	-	-	2,673	-	-	100.0%
11-1-611-9990-000-3415-00000-119135-	INDIRECT COST	653	1,128	597	1,075	(53)	-4.7%
TOTAL GHACF TCAN PYRAMID PRACTICE		14,623	27,004	14,307	25,729	(1,275)	-4.7%
119283 ECIC GRANT							
11-1-226-1161-000-3413-00000-119283-	SPECIAL ED SUPERVISOR-TM	2,650	-	-	-	-	100.0%
11-1-226-1170-000-3413-00000-119283-	DIRECTOR-SCHMIDT	2,466	-	-	-	-	100.0%
11-1-226-1171-000-3413-00000-119283-	PROJECT MANAGER-T SCHIPPERS	1,286	-	-	-	-	100.0%
11-1-226-1790-000-3413-00000-119283-	CELL PHONE STIPENDS	36	-	-	-	-	100.0%
11-1-226-2110-000-3413-00000-119283-	LIFE INSURANCE	2	-	-	-	-	100.0%
11-1-226-2120-000-3413-00000-119283-	LTD INSURANCE	12	-	-	-	-	100.0%
11-1-226-2130-000-3413-00000-119283-	HEALTH INSURANCE	825	-	-	-	-	100.0%
11-1-226-2132-000-3413-00000-119283-	HEALTH ADMIN FEES	1	-	-	-	-	100.0%
11-1-226-2140-000-3413-00000-119283-	DENTAL INSURANCE	63	-	-	-	-	100.0%
11-1-226-2150-000-3413-00000-119283-	VISION INSURANCE	4	-	-	-	-	100.0%
11-1-226-2820-000-3413-00000-119283-	RETIREMENT	2,044	-	-	-	-	100.0%
11-1-226-2829-000-3413-00000-119283-	RETIREMENT - UNFUNDED	1,081	-	-	-	-	100.0%
11-1-226-2830-000-3413-00000-119283-	FICA	461	-	-	-	-	100.0%
11-1-226-2840-000-3413-00000-119283-	WORKERS COMP	11	-	-	-	-	100.0%
11-1-226-2921-000-3413-00000-119283-	CIL-LIFE/LTC	26	-	-	-	-	100.0%
11-1-284-1173-000-3413-00000-119283-	DIRECTOR-TEBO MTG FACILITATE	424	-	-	-	-	100.0%
11-1-284-2110-000-3413-00000-119283-	LIFE INSURANCE	0	-	-	-	-	100.0%
11-1-284-2120-000-3413-00000-119283-	LTD INSURANCE	1	-	-	-	-	100.0%
11-1-284-2130-000-3413-00000-119283-	HEALTH INSURANCE	59	-	-	-	-	100.0%
11-1-284-2132-000-3413-00000-119283-	HEALTH ADMIN FEES	0	-	-	-	-	100.0%
11-1-284-2140-000-3413-00000-119283-	DENTAL INSURANCE	5	-	-	-	-	100.0%
11-1-284-2150-000-3413-00000-119283-	VISION INSURANCE	0	-	-	-	-	100.0%
11-1-284-2820-000-3413-00000-119283-	RETIREMENT	133	-	-	-	-	100.0%
11-1-284-2829-000-3413-00000-119283-	RETIREMENT - UNFUNDED	72	-	-	-	-	100.0%
11-1-284-2830-000-3413-00000-119283-	FICA	32	-	-	-	-	100.0%
11-1-284-2840-000-3413-00000-119283-	WORKERS COMP	1	-	-	-	-	100.0%
11-1-284-2921-000-3413-00000-119283-	CIL-LIFE/LTC	2	-	-	-	-	100.0%

OTTAWA AREA ISD
ANNUAL BUDGET PLANNER

11 GENERAL FUND (ISD)	DESCRIPTION	2024-25 ACTUAL	2025-26 AMENDED	2025-26 YTD	2026-2027 PROPOSED	CHANGE	PCT CHANGE
11-1-284-3191-000-3413-00000-119283-	CONT SERVICE-WEBSITE	4,833	-	-	-	-	100.0%
11-1-284-3193-000-3413-00000-119283-	CONTRACTED SERVICE-ACTION PLAN	2,475	-	-	-	-	100.0%
11-1-611-9990-000-3413-00000-119283-	INDIRECT COST	2,047	-	-	-	-	100.0%
TOTAL ECIC GRANT		21,049	-	-	-	-	100.0%
119294 ODC ARPA CHILD CARE EXPANSION							
11-1-311-3190-000-3414-00000-119294-	CONTRACTED SERVICES DATA	20,000	-	-	-	-	100.0%
TOTAL ODC ARPA CHILD CARE EXPANSION		20,000	-	-	-	-	100.0%
119301 31N12 ADMIN							
11-1-221-1250-000-2270-00000-119301-	CONSULTANT- F BADUR	40,430	11,196	11,196	-	(11,196)	-100.0%
11-1-221-1790-000-2270-00000-119301-	CELL PHONE STIPENDS	221	45	45	-	(45)	-100.0%
11-1-221-2110-000-2270-00000-119301-	LIFE INSURANCE	27	8	8	-	(8)	-100.0%
11-1-221-2120-000-2270-00000-119301-	LTD INSURANCE	128	38	38	-	(38)	-100.0%
11-1-221-2130-000-2270-00000-119301-	HEALTH INSURANCE	3,418	922	922	-	(922)	-100.0%
11-1-221-2132-000-2270-00000-119301-	HEALTH ADMIN FEES	9	7	7	-	(7)	-100.0%
11-1-221-2133-000-2270-00000-119301-	HEALTH SAVINGS ACCOUNT	198	-	-	-	-	100.0%
11-1-221-2140-000-2270-00000-119301-	DENTAL INSURANCE	290	69	69	-	(69)	-100.0%
11-1-221-2150-000-2270-00000-119301-	VISION INSURANCE	50	13	13	-	(13)	-100.0%
11-1-221-2820-000-2270-00000-119301-	RETIREMENT	12,725	3,361	3,361	-	(3,361)	-100.0%
11-1-221-2829-000-2270-00000-119301-	RETIREMENT - UNFUNDED	3,826	1,158	1,158	-	(1,158)	-100.0%
11-1-221-2830-000-2270-00000-119301-	FICA	3,206	845	845	-	(845)	-100.0%
11-1-221-2840-000-2270-00000-119301-	WORKERS COMP	61	22	22	-	(22)	-100.0%
11-1-221-2921-000-2270-00000-119301-	CIL-LIFE/LTC	292	78	78	-	(78)	-100.0%
11-1-252-1310-000-2270-00000-119301-	ACCOUNTING	4,112	-	-	-	-	100.0%
11-1-252-1790-000-2270-00000-119301-	CELL PHONE STIPENDS	22	-	-	-	-	100.0%
11-1-252-2110-000-2270-00000-119301-	LIFE INSURANCE	3	-	-	-	-	100.0%
11-1-252-2120-000-2270-00000-119301-	LTD INSURANCE	12	-	-	-	-	100.0%
11-1-252-2130-000-2270-00000-119301-	HEALTH INSURANCE	305	-	-	-	-	100.0%
11-1-252-2133-000-2270-00000-119301-	HEALTH SAVINGS ACCOUNT	43	-	-	-	-	100.0%
11-1-252-2140-000-2270-00000-119301-	DENTAL INSURANCE	28	-	-	-	-	100.0%
11-1-252-2150-000-2270-00000-119301-	VISION INSURANCE	5	-	-	-	-	100.0%
11-1-252-2820-000-2270-00000-119301-	RETIREMENT	1,289	-	-	-	-	100.0%
11-1-252-2828-000-2270-00000-119301-	ORS 3% REIMBURSEMENT	116	-	-	-	-	100.0%
11-1-252-2829-000-2270-00000-119301-	RETIREMENT - UNFUNDED	370	-	-	-	-	100.0%
11-1-252-2830-000-2270-00000-119301-	FICA	305	-	-	-	-	100.0%
11-1-252-2840-000-2270-00000-119301-	WORKERS COMP	6	-	-	-	-	100.0%

OTTAWA AREA ISD
ANNUAL BUDGET PLANNER

11 GENERAL FUND (ISD)	DESCRIPTION	2024-25 ACTUAL	2025-26 AMENDED	2025-26 YTD	2026-2027 PROPOSED	CHANGE	PCT CHANGE
11-1-252-2921-000-2270-00000-119301-	CIL-LIFE/LTC	29	-	-	-	-	100.0%
11-1-221-1250-000-2271-00000-119301-	CONSULTANT- F BADUR	-	-	-	43,851	43,851	100.0%
11-1-221-1790-000-2271-00000-119301-	CELL PHONE STIPENDS	-	-	-	216	216	100.0%
11-1-221-2110-000-2271-00000-119301-	LIFE INSURANCE	-	-	-	26	26	100.0%
11-1-221-2120-000-2271-00000-119301-	LTD INSURANCE	-	-	-	123	123	100.0%
11-1-221-2130-000-2271-00000-119301-	HEALTH INSURANCE	-	-	-	3,628	3,628	100.0%
11-1-221-2132-000-2271-00000-119301-	HEALTH ADMIN FEES	-	-	-	21	21	100.0%
11-1-221-2140-000-2271-00000-119301-	DENTAL INSURANCE	-	-	-	273	273	100.0%
11-1-221-2150-000-2271-00000-119301-	VISION INSURANCE	-	-	-	54	54	100.0%
11-1-221-2820-000-2271-00000-119301-	RETIREMENT	-	-	-	10,616	10,616	100.0%
11-1-221-2829-000-2271-00000-119301-	RETIREMENT - UNFUNDED	-	-	-	5,924	5,924	100.0%
11-1-221-2830-000-2271-00000-119301-	FICA	-	-	-	3,380	3,380	100.0%
11-1-221-2840-000-2271-00000-119301-	WORKERS COMP	-	-	-	62	62	100.0%
11-1-221-2921-000-2271-00000-119301-	CIL-LIFE/LTC	-	-	-	293	293	100.0%
11-1-252-1310-000-2271-00000-119301-	ACCOUNTING	-	-	-	4,941	4,941	100.0%
11-1-252-1790-000-2271-00000-119301-	CELL PHONE STIPENDS	-	-	-	24	24	100.0%
11-1-252-2110-000-2271-00000-119301-	LIFE INSURANCE	-	-	-	3	3	100.0%
11-1-252-2120-000-2271-00000-119301-	LTD INSURANCE	-	-	-	14	14	100.0%
11-1-252-2130-000-2271-00000-119301-	HEALTH INSURANCE	-	-	-	711	711	100.0%
11-1-252-2133-000-2271-00000-119301-	HEALTH SAVINGS ACCOUNT	-	-	-	129	129	100.0%
11-1-252-2140-000-2271-00000-119301-	DENTAL INSURANCE	-	-	-	68	68	100.0%
11-1-252-2150-000-2271-00000-119301-	VISION INSURANCE	-	-	-	6	6	100.0%
11-1-252-2820-000-2271-00000-119301-	RETIREMENT	-	-	-	1,359	1,359	100.0%
11-1-252-2829-000-2271-00000-119301-	RETIREMENT - UNFUNDED	-	-	-	668	668	100.0%
11-1-252-2830-000-2271-00000-119301-	FICA	-	-	-	381	381	100.0%
11-1-252-2840-000-2271-00000-119301-	WORKERS COMP	-	-	-	11	11	100.0%
11-1-252-2921-000-2271-00000-119301-	CIL-LIFE/LTC	-	-	-	33	33	100.0%
TOTAL 31n12 ADMIN		71,523	17,763	17,763	76,815	59,052	332.5%
119302 31N12 ADMIN							
11-1-221-1250-000-2271-00000-119302-	CONSULTANT- F BADUR	-	42,165	30,336	6,724	(35,441)	-84.1%
11-1-221-1790-000-2271-00000-119302-	CELL PHONE STIPENDS	-	216	138	55	(161)	-74.5%
11-1-221-2110-000-2271-00000-119302-	LIFE INSURANCE	-	26	20	7	(19)	-73.1%
11-1-221-2120-000-2271-00000-119302-	LTD INSURANCE	-	117	100	31	(86)	-73.5%
11-1-221-2130-000-2271-00000-119302-	HEALTH INSURANCE	-	3,524	2,540	927	(2,597)	-73.7%
11-1-221-2132-000-2271-00000-119302-	HEALTH ADMIN FEES	-	21	17	5	(16)	-76.2%
11-1-221-2140-000-2271-00000-119302-	DENTAL INSURANCE	-	266	192	70	(196)	-73.7%
11-1-221-2150-000-2271-00000-119302-	VISION INSURANCE	-	51	37	14	(37)	-72.5%
11-1-221-2820-000-2271-00000-119302-	RETIREMENT	-	10,208	7,363	2,713	(7,495)	-73.4%
11-1-221-2829-000-2271-00000-119302-	RETIREMENT - UNFUNDED	-	6,333	4,556	1,514	(4,819)	-76.1%

OTTAWA AREA ISD
ANNUAL BUDGET PLANNER

11 GENERAL FUND (ISD)	DESCRIPTION	2024-25 ACTUAL	2025-26 AMENDED	2025-26 YTD	2026-2027 PROPOSED	CHANGE	PCT CHANGE
11-1-221-2830-000-2271-00000-119302-	FICA	-	3,270	2,297	979	(2,291)	-70.1%
11-1-221-2840-000-2271-00000-119302-	WORKERS COMP	-	55	42	16	(39)	-70.9%
11-1-221-2921-000-2271-00000-119302-	CIL-LIFE/LTC	-	293	210	75	(218)	-74.4%
11-1-252-1310-000-2271-00000-119302-	ACCOUNTING	-	3,801	2,415	988	(2,813)	-74.0%
11-1-252-1790-000-2271-00000-119302-	CELL PHONE STIPENDS	-	19	11	14	(5)	-26.3%
11-1-252-2110-000-2271-00000-119302-	LIFE INSURANCE	-	2	2	2	-	0.0%
11-1-252-2120-000-2271-00000-119302-	LTD INSURANCE	-	10	8	8	(2)	-20.0%
11-1-252-2130-000-2271-00000-119302-	HEALTH INSURANCE	-	585	374	427	(158)	-27.0%
11-1-252-2133-000-2271-00000-119302-	HEALTH SAVINGS ACCOUNT	-	59	56	78	19	32.2%
11-1-252-2140-000-2271-00000-119302-	DENTAL INSURANCE	-	52	34	41	(11)	-21.2%
11-1-252-2150-000-2271-00000-119302-	VISION INSURANCE	-	4	3	4	-	0.0%
11-1-252-2820-000-2271-00000-119302-	RETIREMENT	-	1,117	722	816	(301)	-26.9%
11-1-252-2829-000-2271-00000-119302-	RETIREMENT - UNFUNDED	-	571	363	401	(170)	-29.8%
11-1-252-2830-000-2271-00000-119302-	FICA	-	293	175	229	(64)	-21.8%
11-1-252-2840-000-2271-00000-119302-	WORKERS COMP	-	7	4	6	(1)	-14.3%
11-1-252-2921-000-2271-00000-119302-	CIL-LIFE/LTC	-	26	15	20	(6)	-23.1%
TOTAL 31n12 ADMIN		-	73,091	52,032	16,164	(56,927)	-77.9%
119303 31n(6)							
11-1-216-1440-000-2250-00000-119303-	SOCIAL WORKER- F BADUR	40,063	-	-	-	-	100.0%
11-1-216-1790-000-2250-00000-119303-	CELL PHONE STIPENDS	212	-	-	-	-	100.0%
11-1-216-2110-000-2250-00000-119303-	LIFE INSURANCE	24	-	-	-	-	100.0%
11-1-216-2120-000-2250-00000-119303-	LTD INSURANCE	134	-	-	-	-	100.0%
11-1-216-2130-000-2250-00000-119303-	HEALTH INSURANCE	2,938	-	-	-	-	100.0%
11-1-216-2132-000-2250-00000-119303-	HEALTH ADMIN FEES	6	-	-	-	-	100.0%
11-1-216-2133-000-2250-00000-119303-	HEALTH SAVINGS ACCOUNT	383	-	-	-	-	100.0%
11-1-216-2140-000-2250-00000-119303-	DENTAL INSURANCE	268	-	-	-	-	100.0%
11-1-216-2150-000-2250-00000-119303-	VISION INSURANCE	45	-	-	-	-	100.0%
11-1-216-2310-000-2250-00000-119303-	TUITION REIMBURSEMENT	649	-	-	-	-	100.0%
11-1-216-2820-000-2250-00000-119303-	RETIREMENT	11,556	-	-	-	-	100.0%
11-1-216-2829-000-2250-00000-119303-	RETIREMENT - UNFUNDED	4,269	-	-	-	-	100.0%
11-1-216-2830-000-2250-00000-119303-	FICA	2,918	-	-	-	-	100.0%
11-1-216-2840-000-2250-00000-119303-	WORKERS COMP	58	-	-	-	-	100.0%
11-1-216-2921-000-2250-00000-119303-	CIL-LIFE/LTC	291	-	-	-	-	100.0%
11-1-216-3190-000-2250-00000-119303-	CONTRACTED SERVICES-UW	34,354	-	-	-	-	100.0%
11-1-283-5990-000-2250-00000-119303-	MISC SUPPLIES AND MATERIALS	-	7,000	-	3,281	(3,719)	-53.1%
11-1-411-8510-000-2250-00000-119303-	TRANSFER TO LOCALS-SUB GRANTE	2,196,185	161,638	68,661	100,000	(61,638)	-38.1%
11-1-411-8511-000-2250-00000-119303-	TRANSFER TO LOCALS-SUB GRANTE	283,079	1,784,149	574,916	1,317,886	(466,263)	-26.1%
11-1-411-8512-000-2256-00000-119303-	TRANSFER TO LOCALS- FY 26	-	-	207,163	800,000	800,000	100.0%

OTTAWA AREA ISD
ANNUAL BUDGET PLANNER

11 GENERAL FUND (ISD)	DESCRIPTION	2024-25 ACTUAL	2025-26 AMENDED	2025-26 YTD	2026-2027 PROPOSED	CHANGE	PCT CHANGE
TOTAL 31n(6)		2,577,431	1,952,788	850,739	2,221,167	268,380	13.7%
119304 31n(6)							
11-1-266-5914-000-2494-00000-119304-	TECHNOLOGY SUPPLIES-RADIOS	48,494	-	-	-	-	100.0%
TOTAL 31n(6)		48,494	-	-	-	-	100.0%
119305 SEC 41 BILINGUAL FY25							
11-1-125-5110-000-3075-00000-119305-	LENDING LIBRARY -STUDENTS	595	-	-	-	-	100.0%
11-1-125-5111-000-3075-00000-119305-	STUDENT GAMES/MANIPULATIVES	426	-	-	-	-	100.0%
11-1-221-5990-000-3075-00000-119305-	TEACHER PD BOOKS	1,114	-	-	-	-	100.0%
11-1-283-3220-000-3075-00000-119305-	CONFERENCE EXP-MABE FEB	655	-	-	-	-	100.0%
11-1-283-3221-000-3075-00000-119305-	CONF EXP- MABE MAY	2,043	-	-	-	-	100.0%
11-1-331-5990-000-3075-00000-119305-	PARENT ENGAGEMENT RESOURCES	1,500	-	-	-	-	100.0%
TOTAL SEC 41 BILINGUAL FY25		6,333	-	-	-	-	100.0%
119306 SEC 41 BILINGUAL FY26							
11-1-283-3220-000-3076-00000-119306-	CONFERENCE EXPENSE-MABE	-	-	2,473	-	-	100.0%
11-1-283-3221-000-3076-00000-119306-	CONFERENCE EXPENSE-MCEC	-	-	500	-	-	100.0%
11-1-331-5990-000-3076-00000-119306-	PARENT ENGAGEMENT BOOKS	-	-	361	-	-	100.0%
11-1-125-5110-000-3076-00000-119306-	LENDING LIBRARY MATERIALS	-	6,244	-	-	(6,244)	-100.0%
TOTAL SEC 41 BILINGUAL FY26		-	6,244	3,334	-	(6,244)	-100.0%
119307 SEC 41 BILINGUAL FY27							
11-1-283-3220-000-3077-00000-119307-	CONFERENCE EXPENSES	-	-	-	6,590	6,590	100.0%
11-1-283-3221-000-3077-00000-119307-	CONFERENCE EXPENSES	-	-	-	737	737	100.0%
11-1-331-5990-000-3077-00000-119307-	FAMILY ENGAGEMENT OAC	-	-	-	360	360	100.0%
TOTAL SEC 41 BILINGUAL FY27		-	-	-	7,687	7,687	100.0%
119314 35i(1) MI FAMILY ENGAGEMT CTR							
11-1-283-3210-000-2804-00000-119314-	LOCAL MILEAGE	326	-	-	-	-	100.0%

OTTAWA AREA ISD
ANNUAL BUDGET PLANNER

11 GENERAL FUND (ISD)	DESCRIPTION	2024-25 ACTUAL	2025-26 AMENDED	2025-26 YTD	2026-2027 PROPOSED	CHANGE	PCT CHANGE
11-1-283-3220-000-2804-00000-119314-	CONFERENCE EXPENSE	1,290	-	-	-	-	100.0%
11-1-283-7410-000-2804-00000-119314-	DUES & FEES	520	-	-	-	-	100.0%
11-1-311-1190-000-2804-00000-119314-	COMMUNITY SERV DIRECTION-AB	24,570	-	-	-	-	100.0%
11-1-311-1790-000-2804-00000-119314-	CELL PHONE STIPENDS	195	-	-	-	-	100.0%
11-1-311-2110-000-2804-00000-119314-	LIFE INSURANCE	14	-	-	-	-	100.0%
11-1-311-2120-000-2804-00000-119314-	LTD INSURANCE	82	-	-	-	-	100.0%
11-1-311-2130-000-2804-00000-119314-	HEALTH INSURANCE	4,416	-	-	-	-	100.0%
11-1-311-2133-000-2804-00000-119314-	HEALTH SAVINGS ACCOUNT	836	-	-	-	-	100.0%
11-1-311-2140-000-2804-00000-119314-	DENTAL INSURANCE	395	-	-	-	-	100.0%
11-1-311-2150-000-2804-00000-119314-	VISION INSURANCE	26	-	-	-	-	100.0%
11-1-311-2820-000-2804-00000-119314-	RETIREMENT	7,885	-	-	-	-	100.0%
11-1-311-2829-000-2804-00000-119314-	RETIREMENT - UNFUNDED	4,150	-	-	-	-	100.0%
11-1-311-2830-000-2804-00000-119314-	FICA	1,785	-	-	-	-	100.0%
11-1-311-2840-000-2804-00000-119314-	WORKERS COMP	42	-	-	-	-	100.0%
11-1-311-5990-000-2804-00000-119314-	MISC SUPPLIES AND MATERIALS	54	-	-	-	-	100.0%
11-1-311-5996-000-2804-00000-119314-	SUPPLIES & MATERIALS UW	1,150	-	-	-	-	100.0%
11-1-391-3190-000-2804-00000-119314-	CONTRACTED SERVICE-SYSTEMS	3,000	-	-	-	-	100.0%
11-1-445-8510-000-2804-00000-119314-	TRANSFER TO SUB GRANTEE-UW	62,432	-	-	-	-	100.0%
TOTAL 119314 35i(1) FAMILY ENGAGEMENT CTR		113,169	-	-	-	-	100.0%
119315 35i(1) MI FAMILY ENGAGEMENT CTR							
11-1-226-1170-000-2805-00000-119315-	DIRECTOR-MS	8,580	1,893	1,893	-	(1,893)	-100.0%
11-1-226-1790-000-2805-00000-119315-	CELL PHONE STIPENDS	75	11	11	-	(11)	-100.0%
11-1-226-2110-000-2805-00000-119315-	LIFE INSURANCE	4	1	1	-	(1)	-100.0%
11-1-226-2120-000-2805-00000-119315-	LTD INSURANCE	22	5	5	-	(5)	-100.0%
11-1-226-2130-000-2805-00000-119315-	HEALTH INSURANCE	1,579	263	263	-	(263)	-100.0%
11-1-226-2132-000-2805-00000-119315-	HEALTH ADMIN FEES	-	1	1	-	(1)	-100.0%
11-1-226-2140-000-2805-00000-119315-	DENTAL INSURANCE	125	20	20	-	(20)	-100.0%
11-1-226-2150-000-2805-00000-119315-	VISION INSURANCE	8	1	1	-	(1)	-100.0%
11-1-226-2820-000-2805-00000-119315-	RETIREMENT	2,753	594	594	-	(594)	-100.0%
11-1-226-2828-000-2805-00000-119315-	ORS 3% REFUND	314	57	57	-	(57)	-100.0%
11-1-226-2829-000-2805-00000-119315-	RETIREMENT - UNFUNDED	869	200	200	-	(200)	-100.0%
11-1-226-2830-000-2805-00000-119315-	FICA	626	131	131	-	(131)	-100.0%
11-1-226-2840-000-2805-00000-119315-	WORKERS COMP	12	4	4	-	(4)	-100.0%
11-1-226-2921-000-2805-00000-119315-	CIL-LIFE/LTC	49	8	8	-	(8)	-100.0%
11-1-252-1310-000-2805-00000-119315-	ACCOUNTING	3,426	1,663	1,663	-	(1,663)	-100.0%
11-1-252-1790-000-2805-00000-119315-	CELL PHONE STIPENDS	18	8	8	-	(8)	-100.0%
11-1-252-2110-000-2805-00000-119315-	LIFE INSURANCE	2	1	1	-	(1)	-100.0%
11-1-252-2120-000-2805-00000-119315-	LTD INSURANCE	10	5	5	-	(5)	-100.0%
11-1-252-2130-000-2805-00000-119315-	HEALTH INSURANCE	257	225	225	-	(225)	-100.0%

OTTAWA AREA ISD
ANNUAL BUDGET PLANNER

11 GENERAL FUND (ISD)	DESCRIPTION	2024-25 ACTUAL	2025-26 AMENDED	2025-26 YTD	2026-2027 PROPOSED	CHANGE	PCT CHANGE
	HEALTH SAVINGS ACCOUNT	33	9	9	-	(9)	-100.0%
	DENTAL INSURANCE	23	16	16	-	(16)	-100.0%
	VISION INSURANCE	4	2	2	-	(2)	-100.0%
	RETIREMENT	1,074	521	521	-	(521)	-100.0%
	ORS 3% REIMBURSEMENT	139	20	20	-	(20)	-100.0%
	RETIREMENT - UNFUNDED	299	176	176	-	(176)	-100.0%
	FICA	255	122	122	-	(122)	-100.0%
	WORKERS COMP	5	3	3	-	(3)	-100.0%
	CIL-LIFE/LTC	24	11	11	-	(11)	-100.0%
	MILEAGE	1,652	-	-	-	-	100.0%
	CONFERENCE EXPENSE	4,390	750	750	-	(750)	-100.0%
	SOFTWARE LICENSES-ZOOM	188	-	-	-	-	100.0%
	SUBSCRIPTIONS	-	210	210	-	(210)	-100.0%
	COMMUNITY SERV DIRECTION-AB	36,855	12,776	12,776	-	(12,776)	-100.0%
	CELL PHONE STIPENDS	260	98	98	-	(98)	-100.0%
	LIFE INSURANCE	24	7	7	-	(7)	-100.0%
	LTD INSURANCE	122	36	36	-	(36)	-100.0%
	HEALTH INSURANCE	6,866	1,808	1,808	-	(1,808)	-100.0%
	HEALTH SAVINGS ACCOUNT	1,017	5	5	-	(5)	-100.0%
	DENTAL INSURANCE	630	163	163	-	(163)	-100.0%
	VISION INSURANCE	40	13	13	-	(13)	-100.0%
	RETIREMENT	11,834	4,103	4,103	-	(4,103)	-100.0%
	RETIREMENT - UNFUNDED	3,429	1,352	1,352	-	(1,352)	-100.0%
	FICA	2,675	928	928	-	(928)	-100.0%
	WORKERS COMP	53	26	26	-	(26)	-100.0%
	CONTRACTED SERV-STIPENDS	515	-	-	-	-	100.0%
	CONTRACTED SERVICES-LEADERSHIP	11,504	25,541	25,541	-	(25,541)	-100.0%
	MISC SUPPLIES AND MATERIALS	103	892	892	-	(892)	-100.0%
	MEETING EXPENSE	3,158	1,682	1,682	-	(1,682)	-100.0%
	LITERACY DIRECTION-AB	36,855	12,776	12,776	-	(12,776)	-100.0%
	CELL PHONE STIPENDS	325	98	98	-	(98)	-100.0%
	LIFE INSURANCE	19	7	7	-	(7)	-100.0%
	LTD INSURANCE	95	36	36	-	(36)	-100.0%
	HEALTH INSURANCE	7,349	1,808	1,808	-	(1,808)	-100.0%
	HEALTH SAVINGS ACCOUNT	544	5	5	-	(5)	-100.0%
	DENTAL INSURANCE	625	163	163	-	(163)	-100.0%
	VISION INSURANCE	40	13	13	-	(13)	-100.0%
	RETIREMENT	10,330	4,103	4,103	-	(4,103)	-100.0%
	RETIREMENT - UNFUNDED	3,212	1,352	1,352	-	(1,352)	-100.0%
	FICA	2,670	928	928	-	(928)	-100.0%
	WORKERS COMP	52	26	26	-	(26)	-100.0%
	CONTRACTED SERVICES-SYSTEMS	15,500	-	-	-	-	100.0%

OTTAWA AREA ISD
ANNUAL BUDGET PLANNER

11 GENERAL FUND (ISD)	DESCRIPTION	2024-25 ACTUAL	2025-26 AMENDED	2025-26 YTD	2026-2027 PROPOSED	CHANGE	PCT CHANGE
TOTAL 119315 35i(1) FAMILY ENGAGEMENT CTR		183,515	77,672	77,672	-	(77,672)	-100.0%
119316 35i(1) MI FAMILY ENGAGEMENT CTR							
11-1-226-1170-000-2806-00000-119316-	DIRECTOR-TM	-	7,950	4,732	5,756	(2,194)	-27.6%
11-1-226-1790-000-2806-00000-119316-	CELL PHONE STIPENDS	-	47	26	16	(31)	-66.0%
11-1-226-2110-000-2806-00000-119316-	LIFE INSURANCE	-	3	2	1	(2)	-66.7%
11-1-226-2120-000-2806-00000-119316-	LTD INSURANCE	-	23	15	8	(15)	-65.2%
11-1-226-2130-000-2806-00000-119316-	HEALTH INSURANCE	-	1,121	669	385	(736)	-65.7%
11-1-226-2132-000-2806-00000-119316-	HEALTH ADMIN FEES	-	3	2	1	(2)	-66.7%
11-1-226-2140-000-2806-00000-119316-	DENTAL INSURANCE	-	84	50	29	(55)	-65.5%
11-1-226-2150-000-2806-00000-119316-	VISION INSURANCE	-	6	4	3	(3)	-50.0%
11-1-226-2820-000-2806-00000-119316-	RETIREMENT	-	2,551	1,415	816	(1,735)	-68.0%
11-1-226-2829-000-2806-00000-119316-	RETIREMENT - UNFUNDED	-	1,281	711	401	(880)	-68.7%
11-1-226-2830-000-2806-00000-119316-	FICA	-	627	338	216	(411)	-65.6%
11-1-226-2840-000-2806-00000-119316-	WORKERS COMP	-	11	7	4	(7)	-63.6%
11-1-226-2921-000-2806-00000-119316-	CIL-LIFE/LTC	-	35	20	12	(23)	-65.7%
11-1-252-1310-000-2806-00000-119316-	ACCOUNTING	-	3,848	3,286	1,236	(2,612)	-67.9%
11-1-252-1790-000-2806-00000-119316-	CELL PHONE STIPENDS	-	20	15	6	(14)	-70.0%
11-1-252-2110-000-2806-00000-119316-	LIFE INSURANCE	-	3	2	1	(2)	-66.7%
11-1-252-2120-000-2806-00000-119316-	LTD INSURANCE	-	12	11	4	(8)	-66.7%
11-1-252-2130-000-2806-00000-119316-	HEALTH INSURANCE	-	603	515	178	(425)	-70.5%
11-1-252-2133-000-2806-00000-119316-	HEALTH SAVINGS ACCOUNT	-	61	98	33	(28)	-45.9%
11-1-252-2140-000-2806-00000-119316-	DENTAL INSURANCE	-	54	46	17	(37)	-68.5%
11-1-252-2150-000-2806-00000-119316-	VISION INSURANCE	-	5	4	2	(3)	-60.0%
11-1-252-2820-000-2806-00000-119316-	RETIREMENT	-	1,152	983	340	(812)	-70.5%
11-1-252-2829-000-2806-00000-119316-	RETIREMENT - UNFUNDED	-	579	494	170	(409)	-70.6%
11-1-252-2830-000-2806-00000-119316-	FICA	-	297	238	96	(201)	-67.7%
11-1-252-2840-000-2806-00000-119316-	WORKERS COMP	-	8	6	3	(5)	-62.5%
11-1-252-2921-000-2806-00000-119316-	CIL-LIFE/LTC	-	27	23	9	(18)	-66.7%
11-1-283-3210-000-2806-00000-119316-	MILEAGE	-	500	-	100	(400)	-80.0%
11-1-283-3220-000-2806-00000-119316-	CONFERENCE EXPENSE	-	4,500	5,857	2,000	(2,500)	-55.6%
11-1-283-7410-000-2806-00000-119316-	DUES & FEES	-	520	-	100	(420)	-80.8%
11-1-311-1190-000-2806-00000-119316-	COMMUNITY SERV DIRECTION-AB	-	38,330	27,682	13,287	(25,043)	-65.3%
11-1-311-1790-000-2806-00000-119316-	CELL PHONE STIPENDS	-	293	195	98	(196)	-66.7%
11-1-311-2110-000-2806-00000-119316-	LIFE INSURANCE	-	22	17	7	(15)	-67.8%
11-1-311-2120-000-2806-00000-119316-	LTD INSURANCE	-	108	88	37	(71)	-65.6%
11-1-311-2130-000-2806-00000-119316-	HEALTH INSURANCE	-	5,580	4,012	1,778	(3,802)	-68.1%
11-1-311-2133-000-2806-00000-119316-	HEALTH SAVINGS ACCOUNT	-	561	699	325	(236)	-42.1%
11-1-311-2140-000-2806-00000-119316-	DENTAL INSURANCE	-	501	362	171	(330)	-65.9%
11-1-311-2150-000-2806-00000-119316-	VISION INSURANCE	-	43	31	15	(28)	-64.8%

OTTAWA AREA ISD
ANNUAL BUDGET PLANNER

11 GENERAL FUND (ISD)	DESCRIPTION	2024-25 ACTUAL	2025-26 AMENDED	2025-26 YTD	2026-2027 PROPOSED	CHANGE	PCT CHANGE
11-1-311-2820-000-2806-00000-119316-	RETIREMENT	-	10,763	7,560	3,731	(7,032)	-65.3%
11-1-311-2829-000-2806-00000-119316-	RETIREMENT - UNFUNDED	-	5,758	4,158	1,795	(3,963)	-68.8%
11-1-311-2830-000-2806-00000-119316-	FICA	-	2,937	1,999	1,018	(1,919)	-65.3%
11-1-311-2840-000-2806-00000-119316-	WORKERS COMP	-	50	39	19	(31)	-62.8%
11-1-311-3125-000-2806-00000-119316-	CONTRACTED SERV-STIPENDS	-	1,000	(25)	250	(750)	-75.0%
11-1-311-3190-000-2806-00000-119316-	CONTRACTED SERVICES	-	10,000	6,725	1,000	(9,000)	-90.0%
11-1-311-3191-000-2806-00000-119316-	CONTRACTED SERVICE-PLANNING	-	1,200	1,200	1,000	(200)	-16.7%
11-1-311-3192-000-2806-00000-119316-	CONTRACTED SERVICE-3 DAY	-	6,900	6,900	1,000	(5,900)	-85.5%
11-1-311-3193-000-2806-00000-119316-	CONTRACTED SERVICE -COP	-	12,000	10,000	1,000	(11,000)	-91.7%
11-1-311-3194-000-2806-00000-119316-	CONTRACTED SERVICE-COACHING	-	9,000	500	1,000	(8,000)	-88.9%
11-1-311-3610-000-2806-00000-119316-	PRINTING	-	250	-	100	(150)	-60.0%
11-1-311-4290-000-2806-00000-119316-	VENUE RENTAL	-	-	275	100	100	100.0%
11-1-311-5990-000-2806-00000-119316-	MISC SUPPLIES AND MATERIALS	-	600	377	200	(400)	-66.7%
11-1-311-5997-000-2806-00000-119316-	MEETING EXPENSE	-	3,200	192	500	(2,700)	-84.4%
11-1-391-1190-000-2806-00000-119316-	LITERACY DIRECTION-AB	-	38,330	27,682	13,287	(25,043)	-65.3%
11-1-391-1790-000-2806-00000-119316-	CELL PHONE STIPENDS	-	293	195	98	(196)	-66.7%
11-1-391-2110-000-2806-00000-119316-	LIFE INSURANCE	-	22	17	7	(15)	-67.6%
11-1-391-2120-000-2806-00000-119316-	LTD INSURANCE	-	108	88	37	(71)	-65.6%
11-1-391-2130-000-2806-00000-119316-	HEALTH INSURANCE	-	5,580	4,012	1,778	(3,802)	-68.1%
11-1-391-2133-000-2806-00000-119316-	HEALTH SAVINGS ACCOUNT	-	561	699	325	(236)	-42.1%
11-1-391-2140-000-2806-00000-119316-	DENTAL INSURANCE	-	501	362	171	(330)	-65.9%
11-1-391-2150-000-2806-00000-119316-	VISION INSURANCE	-	43	31	15	(28)	-64.8%
11-1-391-2820-000-2806-00000-119316-	RETIREMENT	-	10,763	7,560	3,731	(7,032)	-65.3%
11-1-391-2829-000-2806-00000-119316-	RETIREMENT - UNFUNDED	-	5,758	4,158	1,795	(3,963)	-68.8%
11-1-391-2830-000-2806-00000-119316-	FICA	-	2,937	1,999	1,018	(1,919)	-65.3%
11-1-391-2840-000-2806-00000-119316-	WORKERS COMP	-	50	39	19	(31)	-61.3%
11-1-311-3195-000-2806-00000-119316-	CONTRACTED SERV-ATTD WORKS	-	-	-	-	-	100.0%
11-1-311-3196-000-2806-00000-119316-	CONTRACTED SERV-MAISA	-	-	-	-	-	100.0%
11-1-311-3197-000-2806-00000-119316-	CONTRACTED SERV-REACH OUT REA	-	-	-	-	-	100.0%
11-1-311-3611-000-2806-00000-119316-	PRINTING-TALKING TEACHING	-	-	-	-	-	100.0%
11-1-311-5996-000-2806-00000-119316-	MISC BOOK ISDS	-	-	-	-	-	100.0%
TOTAL 119316 35i(1) FAMILY ENGAGEMENT CTR		-	199,973	139,397	62,655	(137,318)	-68.7%
119317 35i(1) MI FAMILY ENGAGEMENT CTR							
11-1-226-1160-000-2807-00000-119317-	DIRECTOR-TM	-	-	-	7,874	7,874	100.0%
11-1-226-1790-000-2807-00000-119317-	CELL PHONE STIPENDS	-	-	-	45	45	100.0%
11-1-226-2110-000-2807-00000-119317-	LIFE INSURANCE	-	-	-	3	3	100.0%
11-1-226-2120-000-2807-00000-119317-	LTD INSURANCE	-	-	-	22	22	100.0%
11-1-226-2130-000-2807-00000-119317-	HEALTH INSURANCE	-	-	-	1,099	1,099	100.0%

OTTAWA AREA ISD
ANNUAL BUDGET PLANNER

11 GENERAL FUND (ISD)	DESCRIPTION	2024-25 ACTUAL	2025-26 AMENDED	2025-26 YTD	2026-2027 PROPOSED	CHANGE	PCT CHANGE
11-1-226-2132-000-2807-00000-119317-	HEALTH ADMIN FEES	-	-	-	3	3	100.0%
11-1-226-2140-000-2807-00000-119317-	DENTAL INSURANCE	-	-	-	82	82	100.0%
11-1-226-2150-000-2807-00000-119317-	VISION INSURANCE	-	-	-	6	6	100.0%
11-1-226-2820-000-2807-00000-119317-	RETIREMENT	-	-	-	2,332	2,332	100.0%
11-1-226-2829-000-2807-00000-119317-	RETIREMENT - UNFUNDED	-	-	-	1,145	1,145	100.0%
11-1-226-2830-000-2807-00000-119317-	FICA	-	-	-	617	617	100.0%
11-1-226-2840-000-2807-00000-119317-	WORKERS COMP	-	-	-	11	11	100.0%
11-1-226-2921-000-2807-00000-119317-	CIL-LIFE/LTC	-	-	-	33	33	100.0%
11-1-252-1310-000-2807-00000-119317-	ACCOUNTING	-	-	-	6,918	6,918	100.0%
11-1-252-1790-000-2807-00000-119317-	CELL PHONE STIPENDS	-	-	-	34	34	100.0%
11-1-252-2110-000-2807-00000-119317-	LIFE INSURANCE	-	-	-	4	4	100.0%
11-1-252-2120-000-2807-00000-119317-	LTD INSURANCE	-	-	-	20	20	100.0%
11-1-252-2130-000-2807-00000-119317-	HEALTH INSURANCE	-	-	-	996	996	100.0%
11-1-252-2133-000-2807-00000-119317-	HEALTH SAVINGS ACCOUNT	-	-	-	182	182	100.0%
11-1-252-2140-000-2807-00000-119317-	DENTAL INSURANCE	-	-	-	96	96	100.0%
11-1-252-2150-000-2807-00000-119317-	VISION INSURANCE	-	-	-	9	9	100.0%
11-1-252-2820-000-2807-00000-119317-	RETIREMENT	-	-	-	1,903	1,903	100.0%
11-1-252-2829-000-2807-00000-119317-	RETIREMENT - UNFUNDED	-	-	-	849	849	100.0%
11-1-252-2830-000-2807-00000-119317-	FICA	-	-	-	534	534	100.0%
11-1-252-2840-000-2807-00000-119317-	WORKERS COMP	-	-	-	15	15	100.0%
11-1-252-2921-000-2807-00000-119317-	CIL-LIFE/LTC	-	-	-	46	46	100.0%
11-1-283-3210-000-2807-00000-119317-	MILEAGE	-	-	-	500	500	100.0%
11-1-283-3220-000-2807-00000-119317-	CONFERENCE EXPENSE	-	-	-	6,000	6,000	100.0%
11-1-283-7410-000-2807-00000-119317-	DUES & FEES	-	-	-	520	520	100.0%
11-1-311-1190-000-2807-00000-119317-	COMMUNITY SERV DIRECTION-AB	-	-	-	53,150	53,150	100.0%
11-1-311-1790-000-2807-00000-119317-	CELL PHONE STIPENDS	-	-	-	390	390	100.0%
11-1-311-2110-000-2807-00000-119317-	LIFE INSURANCE	-	-	-	29	29	100.0%
11-1-311-2120-000-2807-00000-119317-	LTD INSURANCE	-	-	-	149	149	100.0%
11-1-311-2130-000-2807-00000-119317-	HEALTH INSURANCE	-	-	-	7,110	7,110	100.0%
11-1-311-2133-000-2807-00000-119317-	HEALTH SAVINGS ACCOUNT	-	-	-	1,300	1,300	100.0%
11-1-311-2140-000-2807-00000-119317-	DENTAL INSURANCE	-	-	-	684	684	100.0%
11-1-311-2150-000-2807-00000-119317-	VISION INSURANCE	-	-	-	60	60	100.0%
11-1-311-2820-000-2807-00000-119317-	RETIREMENT	-	-	-	14,924	14,924	100.0%
11-1-311-2829-000-2807-00000-119317-	RETIREMENT - UNFUNDED	-	-	-	7,181	7,181	100.0%
11-1-311-2830-000-2807-00000-119317-	FICA	-	-	-	4,072	4,072	100.0%
11-1-311-2840-000-2807-00000-119317-	WORKERS COMP	-	-	-	74	74	100.0%
11-1-311-3125-000-2807-00000-119317-	CONTRACTED SERV	-	-	-	1,000	1,000	100.0%
11-1-311-3190-000-2807-00000-119317-	CONTRACTED SERV	-	-	-	10,000	10,000	100.0%
11-1-311-3191-000-2807-00000-119317-	CONTRACTED SERV	-	-	-	1,200	1,200	100.0%
11-1-311-3192-000-2807-00000-119317-	CONTRACTED SERV	-	-	-	6,900	6,900	100.0%
11-1-311-3193-000-2807-00000-119317-	CONTRACTED SERV	-	-	-	12,000	12,000	100.0%
11-1-311-3194-000-2807-00000-119317-	CONTRACTED SERV	-	-	-	9,000	9,000	100.0%
11-1-311-3610-000-2807-00000-119317-	PRINTING	-	-	-	500	500	100.0%

OTTAWA AREA ISD
ANNUAL BUDGET PLANNER

11 GENERAL FUND (ISD)	DESCRIPTION	2024-25 ACTUAL	2025-26 AMENDED	2025-26 YTD	2026-2027 PROPOSED	CHANGE	PCT CHANGE
11-1-311-5990-000-2807-00000-119317-	MISC SUPPLIES AND MATERIALS	-	-	-	600	600	100.0%
11-1-311-5997-000-2807-00000-119317-	MEETING EXPENSE	-	-	-	3,200	3,200	100.0%
11-1-391-1190-000-2807-00000-119317-	LITERACY DIRECTION-AB	-	-	-	53,150	53,150	100.0%
11-1-391-1790-000-2807-00000-119317-	CELL PHONE STIPENDS	-	-	-	390	390	100.0%
11-1-391-2110-000-2807-00000-119317-	LIFE INSURANCE	-	-	-	29	29	100.0%
11-1-391-2120-000-2807-00000-119317-	LTD INSURANCE	-	-	-	149	149	100.0%
11-1-391-2130-000-2807-00000-119317-	HEALTH INSURANCE	-	-	-	7,110	7,110	100.0%
11-1-391-2133-000-2807-00000-119317-	HEALTH SAVINGS ACCOUNT	-	-	-	1,300	1,300	100.0%
11-1-391-2140-000-2807-00000-119317-	DENTAL INSURANCE	-	-	-	684	684	100.0%
11-1-391-2150-000-2807-00000-119317-	VISION INSURANCE	-	-	-	60	60	100.0%
11-1-391-2820-000-2807-00000-119317-	RETIREMENT	-	-	-	14,924	14,924	100.0%
11-1-391-2829-000-2807-00000-119317-	RETIREMENT - UNFUNDED	-	-	-	7,181	7,181	100.0%
11-1-391-2830-000-2807-00000-119317-	FICA	-	-	-	4,072	4,072	100.0%
11-1-391-2840-000-2807-00000-119317-	WORKERS COMP	-	-	-	74	74	100.0%
11-1-411-8511-000-2807-00000-119317-	XFER SUB GRANTEE-CCISD	-	-	-	15,000	15,000	100.0%
TOTAL 119317 35i(1) FAMILY ENGAGEMENT CTR		-	-	-	269,543	269,543	100.0%
119325							
11-1-266-5914-000-2495-00000-119325-	TECHNOLOGY SUPPLIES-RADIOS	33,308	-	-	-	-	100.0%
TOTAL 119325		33,308	-	-	-	-	100.0%
119326							
11-1-221-5910-000-2726-00000-119326-	EI BOOKS	-	733	210	-	(733)	-100.0%
11-1-221-5990-000-2726-00000-119326-	AS GUIDES	-	484	-	-	(484)	-100.0%
11-1-411-8510-000-2726-00000-119326-	TRANSFER TO LOCALS-SUBS	-	26,520	-	20,000	(6,520)	-24.6%
11-1-411-8511-000-2726-00000-119326-	TRANSFER TO LOCALS-MISD	-	6,500	-	6,500	-	0.0%
11-1-411-8512-000-2726-00000-119326-	TRANSFER TO LOCALS-PRINCIPALS	-	2,250	-	1,250	(1,000)	-44.4%
11-1-411-8513-000-2726-00000-119326-	TRANSFER TO LOCALS-STIPENDS	-	750	-	750	-	0.0%
TOTAL 119326		-	37,237	210	28,500	(8,737)	-23.5%
119334 ERATE CONSTRUCTION							
11-1-456-3190-000-2915-00000-119334-	CONTRACTED SERVICES	-	172,166	-	-	(172,166)	-100.0%

OTTAWA AREA ISD
ANNUAL BUDGET PLANNER

11 GENERAL FUND (ISD)	DESCRIPTION	2024-25 ACTUAL	2025-26 AMENDED	2025-26 YTD	2026-2027 PROPOSED	CHANGE	PCT CHANGE
TOTAL ERATE CONSTRUCTION		-	172,166	-	-	(172,166)	-100.0%
119344 MI MODEL FY 24							
11-1-226-1161-000-9104-00000-119344-	COORDINATOR .41 FTE (SILLS)-1	12,166	-	-	-	-	100.0%
11-1-226-1626-000-9104-00000-119344-	SECRETARY .16 FT (A LANINGA)-1	1,964	-	-	-	-	100.0%
11-1-226-1790-000-9104-00000-119344-	CELL PHONE STIPENDS-1	56	-	-	-	-	100.0%
11-1-226-2110-000-9104-00000-119344-	LIFE INSURANCE-2	7	-	-	-	-	100.0%
11-1-226-2120-000-9104-00000-119344-	LTD INSURANCE-2	59	-	-	-	-	100.0%
11-1-226-2130-000-9104-00000-119344-	HEALTH INSURANCE-2	3,041	-	-	-	-	100.0%
11-1-226-2132-000-9104-00000-119344-	HEALTH ADMIN FEES-2	5	-	-	-	-	100.0%
11-1-226-2140-000-9104-00000-119344-	DENTAL INSURANCE-2	235	-	-	-	-	100.0%
11-1-226-2150-000-9104-00000-119344-	VISION INSURANCE-2	16	-	-	-	-	100.0%
11-1-226-2820-000-9104-00000-119344-	RETIREMENT-2	4,388	-	-	-	-	100.0%
11-1-226-2829-000-9104-00000-119344-	RETIREMENT - UNFUNDED-2	1,513	-	-	-	-	100.0%
11-1-226-2830-000-9104-00000-119344-	FICA-2	1,036	-	-	-	-	100.0%
11-1-226-2840-000-9104-00000-119344-	WORKERS COMP-2	24	-	-	-	-	100.0%
11-1-226-2921-000-9104-00000-119344-	CIL-LIFE/LTC	99	-	-	-	-	100.0%
11-1-226-3220-000-9104-00000-119344-	CONFERENCE EXPENSE-3	897	-	-	-	-	100.0%
11-1-226-5910-000-9104-00000-119344-	OFFICE SUPPLIES - CONSUMABLE-4	140	-	-	-	-	100.0%
11-1-226-5919-000-9104-00000-119344-	CURRICULUM MATERIALS-4	2,559	-	-	-	-	100.0%
11-1-252-1310-000-9104-00000-119344-	ACCOUNTING .01 FTE (COPE)-1	228	-	-	-	-	100.0%
11-1-252-1790-000-9104-00000-119344-	CELL PHONE STIPENDS-1	1	-	-	-	-	100.0%
11-1-252-2110-000-9104-00000-119344-	LIFE INSURANCE-2	0	-	-	-	-	100.0%
11-1-252-2120-000-9104-00000-119344-	LTD INSURANCE-2	1	-	-	-	-	100.0%
11-1-252-2130-000-9104-00000-119344-	HEALTH INSURANCE-2	16	-	-	-	-	100.0%
11-1-252-2133-000-9104-00000-119344-	HEALTH SAVINGS ACCOUNT-2	3	-	-	-	-	100.0%
11-1-252-2140-000-9104-00000-119344-	DENTAL INSURANCE-2	1	-	-	-	-	100.0%
11-1-252-2150-000-9104-00000-119344-	VISION INSURANCE-2	0	-	-	-	-	100.0%
11-1-252-2820-000-9104-00000-119344-	RETIREMENT-2	72	-	-	-	-	100.0%
11-1-252-2829-000-9104-00000-119344-	RETIREMENT - UNFUNDED-2	39	-	-	-	-	100.0%
11-1-252-2830-000-9104-00000-119344-	FICA-2	17	-	-	-	-	100.0%
11-1-252-2840-000-9104-00000-119344-	WORKERS COMP-2	0	-	-	-	-	100.0%
11-1-252-2921-000-9104-00000-119344-	CIL-LIFE/LTC	2	-	-	-	-	100.0%
TOTAL MI MODEL FY 24		28,584	-	-	-	-	100.0%
119345 MI MODEL FY 25							

OTTAWA AREA ISD
ANNUAL BUDGET PLANNER

11 GENERAL FUND (ISD)	DESCRIPTION	2024-25 ACTUAL	2025-26 AMENDED	2025-26 YTD	2026-2027 PROPOSED	CHANGE	PCT CHANGE
	COORDINATOR (SILLS .40)-1	33,627	11,657	11,657	-	(11,657)	-100.0%
	SECRETARY (A LANINGA .18)-1	7,029	1,152	1,152	-	(1,152)	-100.0%
	CELL PHONE STIPENDS-1	144	48	48	-	(48)	-100.0%
	LIFE INSURANCE-2	21	6	6	-	(6)	-100.0%
	LTD INSURANCE-2	116	36	36	-	(36)	-100.0%
	HEALTH INSURANCE-2	8,751	2,556	2,556	-	(2,556)	-100.0%
	HEALTH ADMIN FEES-2	16	6	6	-	(6)	-100.0%
	DENTAL INSURANCE-2	702	190	190	-	(190)	-100.0%
	VISION INSURANCE-2	44	13	13	-	(13)	-100.0%
	RETIREMENT-2	12,605	3,981	3,981	-	(3,981)	-100.0%
	ORS 3% REIMBURSEMENT	1,133	139	139	-	(139)	-100.0%
	RETIREMENT - UNFUNDED-2	3,669	1,362	1,362	-	(1,362)	-100.0%
	FICA-2	3,016	943	943	-	(943)	-100.0%
	WORKERS COMP-2	58	25	25	-	(25)	-100.0%
	CASH IN LIEU LIFE-2	273	65	65	-	(65)	-100.0%
	CONFERENCE EXPENSE-3	1,073	1,201	1,201	-	(1,201)	-100.0%
	OFFICE SUPPLIES - CONSUMABLE-4	584	234	234	-	(234)	-100.0%
	CURRICULUM MATERIALS-4	3,135	3,517	3,517	-	(3,517)	-100.0%
	DUES & FEES-7	364	-	-	-	-	100.0%
	ACCOUNTING(COPE .01)-1	685	238	238	-	(238)	-100.0%
	CELL PHONE STIPENDS-1	4	1	1	-	(1)	-100.0%
	LIFE INSURANCE-2	0	0	0	-	(0)	-100.0%
	LTD INSURANCE-2	2	1	1	-	(1)	-100.0%
	HEALTH INSURANCE-2	51	32	32	-	(32)	-100.0%
	HEALTH SAVINGS ACCOUNT-2	7	1	1	-	(1)	-100.0%
	DENTAL INSURANCE-2	5	2	2	-	(2)	-100.0%
	VISION INSURANCE-2	1	0	0	-	(0)	-100.0%
	RETIREMENT-2	215	75	75	-	(75)	-100.0%
	ORS 3% REIMBURSEMENT	24	3	3	-	(3)	-100.0%
	RETIREMENT - UNFUNDED-2	62	25	25	-	(25)	-100.0%
	FICA-2	51	17	17	-	(17)	-100.0%
	WORKERS COMP-2	1	0	0	-	(0)	-100.0%
	CASH IN LIEU LIFE-2	5	2	2	-	(2)	-100.0%
	TOTAL MI MODEL FY 25	77,472	27,528	27,528	-	(27,528)	-100.0%
	119346 MI MODEL FY 26						
	COORDINATOR (SILLS .40)-1	-	34,098	25,063	10,234	(23,864)	-70.0%
	SECRETARY (A LANINGA .18)-1	-	8,256	6,563	888	(7,368)	-89.2%

OTTAWA AREA ISD
ANNUAL BUDGET PLANNER

11 GENERAL FUND (ISD)	DESCRIPTION	2024-25 ACTUAL	2025-26 AMENDED	2025-26 YTD	2026-2027 PROPOSED	CHANGE	PCT CHANGE
11-1-226-1790-000-9106-00000-119346-	CELL PHONE STIPENDS-1	-	140	95	52	(88)	-62.9%
11-1-226-2110-000-9106-00000-119346-	LIFE INSURANCE-2	-	21	17	6	(15)	-71.4%
11-1-226-2120-000-9106-00000-119346-	LTD INSURANCE-2	-	115	100	38	(77)	-67.0%
11-1-226-2130-000-9106-00000-119346-	HEALTH INSURANCE-2	-	9,129	6,028	2,076	(7,053)	-77.3%
11-1-226-2132-000-9106-00000-119346-	HEALTH ADMIN FEES-2	-	20	15	6	(14)	-70.0%
11-1-226-2133-000-9106-00000-119346-	HEALTH SAVINGS ACCOUNT	-	-	1,268	495	495	100.0%
11-1-226-2140-000-9106-00000-119346-	DENTAL INSURANCE-2	-	685	506	192	(493)	-72.0%
11-1-226-2150-000-9106-00000-119346-	VISION INSURANCE-2	-	48	36	14	(34)	-70.8%
11-1-226-2820-000-9106-00000-119346-	RETIREMENT-2	-	12,208	9,081	3,786	(8,422)	-69.0%
11-1-226-2829-000-9106-00000-119346-	RETIREMENT - UNFUNDED-2	-	6,361	4,741	1,870	(4,491)	-70.6%
11-1-226-2830-000-9106-00000-119346-	FICA-2	-	3,285	2,326	1,033	(2,252)	-68.6%
11-1-226-2840-000-9106-00000-119346-	WORKERS COMP-2	-	60	47	20	(40)	-66.7%
11-1-226-2921-000-9106-00000-119346-	CASH IN LIEU LIFE-2	-	190	145	76	(114)	-60.0%
11-1-226-3210-000-9106-00000-119346-	LOCAL MILEAGE -3	-	200	-	50	(150)	-75.0%
11-1-226-3220-000-9106-00000-119346-	CONFERENCE EXPENSE-3	-	1,100	185	500	(600)	-54.5%
11-1-226-5919-000-9106-00000-119346-	CURRICULUM MATERIALS-4	-	2,850	294	100	(2,750)	-96.5%
11-1-226-7410-000-9106-00000-119346-	DUES & FEES-7	-	450	450	-	(450)	-100.0%
11-1-252-1310-000-9106-00000-119346-	ACCOUNTING(COPE .01)-1	-	713	515	235	(478)	-67.0%
11-1-252-1790-000-9106-00000-119346-	CELL PHONE STIPENDS-1	-	4	2	2	(2)	-50.0%
11-1-252-2110-000-9106-00000-119346-	LIFE INSURANCE-2	-	1	0	1	-	0.0%
11-1-252-2120-000-9106-00000-119346-	LTD INSURANCE-2	-	2	2	1	(1)	-50.0%
11-1-252-2130-000-9106-00000-119346-	HEALTH INSURANCE-2	-	112	80	40	(72)	-64.3%
11-1-252-2133-000-9106-00000-119346-	HEALTH SAVINGS ACCOUNT-2	-	11	14	1	(10)	-90.9%
11-1-252-2140-000-9106-00000-119346-	DENTAL INSURANCE-2	-	10	7	4	(6)	-60.0%
11-1-252-2150-000-9106-00000-119346-	VISION INSURANCE-2	-	1	1	1	-	0.0%
11-1-252-2820-000-9106-00000-119346-	RETIREMENT-2	-	213	154	71	(142)	-66.7%
11-1-252-2829-000-9106-00000-119346-	RETIREMENT - UNFUNDED-2	-	107	77	36	(71)	-66.4%
11-1-252-2830-000-9106-00000-119346-	FICA-2	-	55	37	18	(37)	-67.3%
11-1-252-2840-000-9106-00000-119346-	WORKERS COMP-2	-	1	1	1	-	0.0%
11-1-252-2921-000-9106-00000-119346-	CASH IN LIEU LIFE-2	-	5	4	2	(3)	-60.0%
11-1-283-4290-000-9106-00000-119346-	VENUE RENTAL	-	200	210	-	(200)	-100.0%
11-1-283-5997-000-9106-00000-119346-	MEETING EXPENSE	-	500	-	-	(500)	-100.0%
11-1-283-7410-000-9106-00000-119346-	DUES & FEES-SHAPE MEMBERSHIP	-	1,000	900	1,000	-	0.0%
TOTAL MI MODEL FY 25		-	82,151	58,964	22,849	(59,302)	-72.2%
119347 MI MODEL FY 27							
11-1-226-1161-000-9107-00000-119347-	COORDINATOR (SILLS)	-	-	-	36,371	36,371	100.0%
11-1-226-1626-000-9107-00000-119347-	SECRETARY (A LANINGA .23)-1	-	-	-	4,770	4,770	100.0%
11-1-226-1790-000-9107-00000-119347-	CELL PHONE STIPENDS-1	-	-	-	144	144	100.0%

OTTAWA AREA ISD
ANNUAL BUDGET PLANNER

11 GENERAL FUND (ISD)	DESCRIPTION	2024-25 ACTUAL	2025-26 AMENDED	2025-26 YTD	2026-2027 PROPOSED	CHANGE	PCT CHANGE
11-1-226-2110-000-9107-00000-119347-	LIFE INSURANCE	-	-	-	20	20	100.0%
11-1-226-2120-000-9107-00000-119347-	LTD INSURANCE	-	-	-	115	115	100.0%
11-1-226-2130-000-9107-00000-119347-	HEALTH INSURANCE	-	-	-	6,636	6,636	100.0%
11-1-226-2132-000-9107-00000-119347-	HEALTH ADMIN FEES	-	-	-	18	18	100.0%
11-1-226-2133-000-9107-00000-119347-	HEALTH SAVINGS ACCOUNT	-	-	-	1,585	1,585	100.0%
11-1-226-2140-000-9107-00000-119347-	DENTAL INSURANCE	-	-	-	616	616	100.0%
11-1-226-2150-000-9107-00000-119347-	VISION INSURANCE	-	-	-	45	45	100.0%
11-1-226-2820-000-9107-00000-119347-	RETIREMENT	-	-	-	11,880	11,880	100.0%
11-1-226-2829-000-9107-00000-119347-	RETIREMENT - UNFUNDED	-	-	-	5,866	5,866	100.0%
11-1-226-2830-000-9107-00000-119347-	FICA	-	-	-	3,168	3,168	100.0%
11-1-226-2840-000-9107-00000-119347-	WORKERS COMP	-	-	-	61	61	100.0%
11-1-226-2921-000-9107-00000-119347-	CASH IN LIEU LIFE-2	-	-	-	244	244	100.0%
11-1-226-3210-000-9107-00000-119347-	LOCAL MILEAGE -3	-	-	-	50	50	100.0%
11-1-226-3220-000-9107-00000-119347-	CONFERENCE EXPENSE-3	-	-	-	500	500	100.0%
11-1-226-5919-000-9107-00000-119347-	CURRICULUM MATERIALS-4	-	-	-	500	500	100.0%
11-1-226-7410-000-9107-00000-119347-	DUES & FEES-7	-	-	-	338	338	100.0%
11-1-252-1310-000-9107-00000-119347-	ACCOUNTING	-	-	-	741	741	100.0%
11-1-252-1790-000-9107-00000-119347-	CELL PHONE STIPENDS-1	-	-	-	4	4	100.0%
11-1-252-2110-000-9107-00000-119347-	LIFE INSURANCE	-	-	-	1	1	100.0%
11-1-252-2120-000-9107-00000-119347-	LTD INSURANCE	-	-	-	2	2	100.0%
11-1-252-2130-000-9107-00000-119347-	HEALTH INSURANCE	-	-	-	107	107	100.0%
11-1-252-2133-000-9107-00000-119347-	HEALTH SAVINGS ACCOUNT-2	-	-	-	20	20	100.0%
11-1-252-2140-000-9107-00000-119347-	DENTAL INSURANCE	-	-	-	11	11	100.0%
11-1-252-2150-000-9107-00000-119347-	VISION INSURANCE	-	-	-	1	1	100.0%
11-1-252-2820-000-9107-00000-119347-	RETIREMENT	-	-	-	204	204	100.0%
11-1-252-2829-000-9107-00000-119347-	RETIREMENT - UNFUNDED	-	-	-	100	100	100.0%
11-1-252-2830-000-9107-00000-119347-	FICA	-	-	-	57	57	100.0%
11-1-252-2840-000-9107-00000-119347-	WORKERS COMP	-	-	-	2	2	100.0%
11-1-252-2921-000-9107-00000-119347-	CASH IN LIEU LIFE-2	-	-	-	5	5	100.0%
TOTAL MI MODEL FY 27		-	-	-	74,182	74,182	100.0%
119384 MCKINNEY VENTO 23/24							
11-1-226-1160-000-6354-00000-119384-	COORDINATOR- T HERNANDEZ .15	1,330	-	-	-	-	100.0%
11-1-226-1161-000-6354-00000-119384-	COORDINATOR-S DELEEUW .30	6,275	-	-	-	-	100.0%
11-1-226-2110-000-6354-00000-119384-	LIFE INSURANCE	5	-	-	-	-	100.0%
11-1-226-2120-000-6354-00000-119384-	LTD INSURANCE	29	-	-	-	-	100.0%
11-1-226-2130-000-6354-00000-119384-	HEALTH INSURANCE	255	-	-	-	-	100.0%
11-1-226-2132-000-6354-00000-119384-	HEALTH ADMIN FEES	4	-	-	-	-	100.0%

OTTAWA AREA ISD
ANNUAL BUDGET PLANNER

11 GENERAL FUND (ISD)	DESCRIPTION	2024-25 ACTUAL	2025-26 AMENDED	2025-26 YTD	2026-2027 PROPOSED	CHANGE	PCT CHANGE
11-1-226-2140-000-6354-00000-119384-	DENTAL INSURANCE	21	-	-	-	-	100.0%
11-1-226-2150-000-6354-00000-119384-	VISION INSURANCE	2	-	-	-	-	100.0%
11-1-226-2820-000-6354-00000-119384-	RETIREMENT	2,256	-	-	-	-	100.0%
11-1-226-2829-000-6354-00000-119384-	RETIREMENT - UNFUNDED	1,284	-	-	-	-	100.0%
11-1-226-2830-000-6354-00000-119384-	FICA	583	-	-	-	-	100.0%
11-1-226-2840-000-6354-00000-119384-	WORKERS COMP	13	-	-	-	-	100.0%
11-1-226-2920-000-6354-00000-119384-	CASH IN LIEU	174	-	-	-	-	100.0%
11-1-226-2921-000-6354-00000-119384-	CIL-LIFE/LTC	10	-	-	-	-	100.0%
11-1-226-5910-000-6354-00000-119384-	OFFICE SUPPLIES	68	-	-	-	-	100.0%
11-1-611-9990-000-6354-00000-119384-	INDIRECT COST	1,231	-	-	-	-	100.0%
TOTAL MCKINNEY VENTO 23/24		13,540	-	-	-	-	100.0%
119394 HOMELESS ARP FY 24							
11-1-221-8290-000-6364-00000-119394-	TRANSFER TRAINING COSTS	8,982	-	-	-	-	0.0%
11-1-261-8290-000-6364-00000-119394-	TRANSFER 261 BUILDING COSTS	1,890	-	-	-	-	100.0%
11-1-271-8290-000-6364-00000-119394-	TRANSFER TRANSPORTATION COSTS	2,650	-	-	-	-	100.0%
11-1-283-8290-000-6364-00000-119394-	TRANSFER TRAINING COSTS	3,497	-	-	-	-	0.0%
11-1-361-8290-000-6364-00000-119394-	TRANSFER WELFARE COSTS	8,990	-	-	-	-	0.0%
TOTAL HOMELESS ARP FY24		26,009	-	-	-	-	100.0%
119395 CYBERSECURITY 12C							
11-1-259-3920-000-2685-00000-119395-	INSURANCE-ERRORS/OMMISSIONS	-	26,057	26,057	-	(26,057)	-100.0%
11-1-266-3170-000-2685-00000-119395-	LEGAL SERVICES	-	-	756	-	-	100.0%
11-1-283-3220-000-2685-00000-119395-	CONFERENCE EXPENSE	2,433	1,414	1,414	-	(1,414)	-100.0%
11-1-284-1173-000-2685-00000-119395-	CISO DIRECTOR-RT	15,761	13,523	13,523	-	(13,523)	0.0%
11-1-284-1178-000-2685-00000-119395-	SOC MANAGER-AL/WK	44,812	24,700	24,700	-	(24,700)	0.0%
11-1-284-1514-000-2685-00000-119395-	SOC ANALYST-WK/BR	25,719	19,110	19,110	-	(19,110)	-100.0%
11-1-284-1515-000-2685-00000-119395-	SOC ANALYST-NG	19,450	18,590	18,590	-	(18,590)	0.0%
11-1-284-1516-000-2685-00000-119395-	SOC ANALYST-CF	20,402	19,500	19,500	-	(19,500)	0.0%
11-1-284-1517-000-2685-00000-119395-	SOC OFF HOURS-	-	3,246	3,246	-	(3,246)	0.0%
11-1-284-1790-000-2685-00000-119395-	CELL PHONE STIPENDS	782	644	644	-	(644)	0.0%
11-1-284-2110-000-2685-00000-119395-	LIFE INSURANCE	60	60	60	-	(60)	-100.0%
11-1-284-2120-000-2685-00000-119395-	LTD INSURANCE	366	262	262	-	(262)	0.0%
11-1-284-2130-000-2685-00000-119395-	HEALTH INSURANCE	12,246	10,824	10,824	-	(10,824)	-100.0%
11-1-284-2132-000-2685-00000-119395-	HEALTH ADMIN FEES	20	4	4	-	(4)	0.0%
11-1-284-2133-000-2685-00000-119395-	HEALTH SAVINGS ACCOUNT	504	543	543	-	(543)	0.0%
11-1-284-2140-000-2685-00000-119395-	DENTAL INSURANCE	879	664	664	-	(664)	0.0%

OTTAWA AREA ISD
ANNUAL BUDGET PLANNER

11 GENERAL FUND (ISD)	DESCRIPTION	2024-25 ACTUAL	2025-26 AMENDED	2025-26 YTD	2026-2027 PROPOSED	CHANGE	PCT CHANGE
11-1-284-2150-000-2685-00000-119395-	VISION INSURANCE	48	69	69	-	(69)	0.0%
11-1-284-2820-000-2685-00000-119395-	RETIREMENT	38,117	29,884	29,884	-	(29,884)	-100.0%
11-1-284-2828-000-2685-00000-119395-	ORS 3% REFUND	414	161	161	-	(161)	-100.0%
11-1-284-2829-000-2685-00000-119395-	RETIREMENT - UNFUNDED	11,703	10,439	10,439	-	(10,439)	0.0%
11-1-284-2830-000-2685-00000-119395-	FICA	9,614	7,536	7,536	-	(7,536)	-100.0%
11-1-284-2840-000-2685-00000-119395-	WORKERS COMP	181	197	197	-	(197)	0.0%
11-1-284-2920-000-2685-00000-119395-	CASH IN LIEU	1,228	657	657	-	(657)	0.0%
11-1-284-2921-000-2685-00000-119395-	CIL-LIFE/LTC	487	379	379	-	(379)	0.0%
11-1-284-3210-000-2685-00000-119395-	MILEAGE LOCAL	41	282	282	-	(282)	0.0%
11-1-284-3450-000-2685-00000-119395-	SOFTWARE LICENSES-2	-	5,000	5,000	-	(5,000)	-100.0%
11-1-284-4192-000-2685-00000-119395-	MAINTENANCE AGREEMENT-MDR	41,304	38,414	38,414	-	(38,414)	0.0%
11-1-284-5997-000-2685-00000-119395-	MEETING EXPENSE	86	-	-	-	-	0.0%
11-1-284-6420-000-2685-00000-119395-	EQUIPMENT/FURNITURE-INVENTOR	2,029	-	-	-	-	0.0%
11-1-284-6421-000-2685-00000-119395-	TECHNOLOGY - INVENTORY	8,995	2,900	2,900	-	(2,900)	0.0%
11-1-411-8510-000-2685-00000-119395-	TRANSFER TO LOCALS-SUB GRANTE	86,038	-	-	-	-	100.0%
TOTAL CYBERSECURITY 12C		343,721	235,059	235,815	-	(235,059)	-100.0%
119396 CYBERSECURITY 12C							
11-1-259-3920-000-2686-00000-119396-	INSURANCE-ERRORS/OMMISSIONS	-	26,100	-	100	(26,000)	-99.6%
11-1-266-3170-000-2686-00000-119396-	LEGAL SERVICES	-	1,000	-	100	(900)	-90.0%
11-1-283-3220-000-2686-00000-119396-	CONFERENCE EXPENSE	-	3,000	3,887	200	(2,800)	0.0%
11-1-284-1173-000-2686-00000-119396-	CISO DIRECTOR-RT	-	40,569	29,300	14,064	(26,505)	0.0%
11-1-284-1174-000-2686-00000-119396-	ASSISTANT CISO	-	10,000	-	1,000	(9,000)	-90.0%
11-1-284-1178-000-2686-00000-119396-	SOC MANAGER-TECH	-	74,100	53,517	25,688	(48,412)	0.0%
11-1-284-1514-000-2686-00000-119396-	SOC ANALYST-WK	-	57,330	41,405	19,874	(37,456)	0.0%
11-1-284-1515-000-2686-00000-119396-	SOC ANALYST-TBD	-	55,770	40,278	19,334	(36,436)	0.0%
11-1-284-1516-000-2686-00000-119396-	SOC ANALYST-TBD	-	58,500	42,250	20,280	(38,220)	0.0%
11-1-284-1517-000-2686-00000-119396-	SOC OFF HOURS-	-	42,253	42,196	18,460	(23,793)	-56.3%
11-1-284-1518-000-2686-00000-119396-	SOC INTERNS	-	10,000	-	1,000	(9,000)	0.0%
11-1-284-1623-000-2686-00000-119396-	CISO ASSISTANT	-	10,000	-	1,000	(9,000)	-90.0%
11-1-284-1790-000-2686-00000-119396-	CELL PHONE STIPENDS	-	2,171	1,514	724	(1,447)	0.0%
11-1-284-2110-000-2686-00000-119396-	LIFE INSURANCE	-	228	169	65	(163)	0.0%
11-1-284-2120-000-2686-00000-119396-	LTD INSURANCE	-	804	839	330	(474)	0.0%
11-1-284-2130-000-2686-00000-119396-	HEALTH INSURANCE	-	30,005	23,888	11,808	(18,197)	0.0%
11-1-284-2132-000-2686-00000-119396-	HEALTH ADMIN FEES	-	12	9	4	(8)	-66.7%
11-1-284-2133-000-2686-00000-119396-	HEALTH SAVINGS ACCOUNT	-	3,042	3,955	1,706	(1,336)	-43.9%
11-1-284-2140-000-2686-00000-119396-	DENTAL INSURANCE	-	2,042	1,877	1,040	(1,002)	0.0%
11-1-284-2150-000-2686-00000-119396-	VISION INSURANCE	-	198	179	101	(97)	-49.0%
11-1-284-2820-000-2686-00000-119396-	RETIREMENT	-	83,105	62,332	29,309	(53,796)	0.0%
11-1-284-2829-000-2686-00000-119396-	RETIREMENT - UNFUNDED	-	49,903	37,392	16,035	(33,868)	-67.9%

OTTAWA AREA ISD
ANNUAL BUDGET PLANNER

11 GENERAL FUND (ISD)	DESCRIPTION	2024-25 ACTUAL	2025-26 AMENDED	2025-26 YTD	2026-2027 PROPOSED	CHANGE	PCT CHANGE
11-1-284-2830-000-2686-00000-119396-	FICA	-	25,649	19,082	9,153	(16,496)	-64.3%
11-1-284-2840-000-2686-00000-119396-	WORKERS COMP	-	432	351	167	(265)	0.0%
11-1-284-2920-000-2686-00000-119396-	CASH IN LIEU	-	2,685	2,722	1,217	(1,468)	-54.7%
11-1-284-2921-000-2686-00000-119396-	CIL-LIFE/LTC	-	1,136	820	379	(757)	0.0%
11-1-284-3160-000-2686-00000-119396-	cCONTRACT CISO	-	-	-	20,000	20,000	0.0%
11-1-284-3210-000-2686-00000-119396-	MILEAGE LOCAL	-	500	167	250	(250)	0.0%
11-1-284-3450-000-2686-00000-119396-	SOFTWARE LICENSES	-	5,000	7,375	2,000	(3,000)	0.0%
11-1-284-3453-000-2686-00000-119396-	CONTRACT SERV-HOST LINE/AWS-2	-	-	1	1,000	1,000	0.0%
11-1-284-4192-000-2686-00000-119396-	MAINTENANCE AGREEMENT-MDR	-	38,500	-	1,000	(37,500)	0.0%
11-1-284-5990-000-2686-00000-119396-	MISC SUPPLIES AND MATERIALS	-	500	881	500	-	0.0%
11-1-284-5997-000-2686-00000-119396-	MEETING EXPENSE	-	500	-	500	-	0.0%
11-1-284-6420-000-2686-00000-119396-	EQUIPMENT/FURNITURE-INVENTOR	-	3,000	-	500	(2,500)	0.0%
11-1-284-6421-000-2686-00000-119396-	TECHNOLOGY - INVENTORY	-	9,000	899	500	(8,500)	0.0%
11-1-284-7410-000-2686-00000-119396-	DUES & FEES	-	100	-	100	-	0.0%
11-1-411-8510-000-2686-00000-119396-	TRANSFER TO LOCALS-SUB GRANTE	-	86,040	47,437	-	(86,040)	-100.0%
TOTAL CYBERSECURITY 12C		-	733,174	464,721	219,488	(513,686)	-70.1%
119397 CYBERSECURITY 12C							
11-1-259-3920-000-2687-00000-119397-	INSURANCE-ERRORS/OMMISSIONS-	-	-	-	26,100	26,100	100.0%
11-1-266-3170-000-2687-00000-119397-	LEGAL SERVICES-4	-	-	-	1,500	1,500	100.0%
11-1-283-3220-000-2687-00000-119397-	CONFERENCE EXPENSE-3	-	-	-	4,000	4,000	0.0%
11-1-284-1173-000-2687-00000-119397-	CISO DIRECTOR-RT .33	-	-	-	42,192	42,192	0.0%
11-1-284-1174-000-2687-00000-119397-	ASSISTANT CISO	-	-	-	1,000	1,000	100.0%
11-1-284-1178-000-2687-00000-119397-	SOC MANAGER-WK	-	-	-	77,064	77,064	0.0%
11-1-284-1514-000-2687-00000-119397-	SOC ANALYST-BR	-	-	-	59,623	59,623	0.0%
11-1-284-1515-000-2687-00000-119397-	SOC ANALYST-NG	-	-	-	58,001	58,001	0.0%
11-1-284-1516-000-2687-00000-119397-	SOC ANALYST-CF	-	-	-	60,840	60,840	0.0%
11-1-284-1517-000-2687-00000-119397-	SOC OFF HOURS-SC	-	-	-	55,380	55,380	100.0%
11-1-284-1518-000-2687-00000-119397-	SOC INTERNS	-	-	-	10,000	10,000	0.0%
11-1-284-1623-000-2687-00000-119397-	CISO ASSISTANT	-	-	-	10,000	10,000	100.0%
11-1-284-1790-000-2687-00000-119397-	CELL PHONE STIPENDS	-	-	-	2,171	2,171	0.0%
11-1-284-2110-000-2687-00000-119397-	LIFE INSURANCE	-	-	-	228	228	0.0%
11-1-284-2120-000-2687-00000-119397-	LTD INSURANCE	-	-	-	990	990	0.0%
11-1-284-2130-000-2687-00000-119397-	HEALTH INSURANCE	-	-	-	35,425	35,425	0.0%
11-1-284-2132-000-2687-00000-119397-	HEALTH ADMIN FEES	-	-	-	12	12	100.0%
11-1-284-2133-000-2687-00000-119397-	HEALTH SAVINGS ACCOUNT	-	-	-	5,119	5,119	100.0%
11-1-284-2140-000-2687-00000-119397-	DENTAL INSURANCE	-	-	-	3,119	3,119	0.0%
11-1-284-2150-000-2687-00000-119397-	VISION INSURANCE	-	-	-	302	302	100.0%
11-1-284-2820-000-2687-00000-119397-	RETIREMENT	-	-	-	87,925	87,925	0.0%

OTTAWA AREA ISD
ANNUAL BUDGET PLANNER

11 GENERAL FUND (ISD)	DESCRIPTION	2024-25 ACTUAL	2025-26 AMENDED	2025-26 YTD	2026-2027 PROPOSED	CHANGE	PCT CHANGE
11-1-284-2829-000-2687-00000-119397-	RETIREMENT - UNFUNDED	-	-	-	48,105	48,105	100.0%
11-1-284-2830-000-2687-00000-119397-	FICA	-	-	-	27,458	27,458	100.0%
11-1-284-2840-000-2687-00000-119397-	WORKERS COMP	-	-	-	501	501	0.0%
11-1-284-2920-000-2687-00000-119397-	CASH IN LIEU	-	-	-	3,650	3,650	100.0%
11-1-284-2921-000-2687-00000-119397-	CIL-LIFE/LTC	-	-	-	1,136	1,136	0.0%
11-1-284-3160-000-2687-00000-119397-	CONTRACT CISO	-	-	-	165,000	165,000	0.0%
11-1-284-3210-000-2687-00000-119397-	MILEAGE LOCAL-3	-	-	-	500	500	0.0%
11-1-284-3450-000-2687-00000-119397-	SOFTWARE LICENSES-2	-	-	-	8,000	8,000	0.0%
11-1-284-3453-000-2687-00000-119397-	HOST LINE AWS/SUB-2	-	-	-	52,000	52,000	0.0%
11-1-284-4192-000-2687-00000-119397-	MAINT AGREEMENT OAISD-MDR-7	-	-	-	40,000	40,000	100.0%
11-1-284-5990-000-2687-00000-119397-	MISC SUPPLIES AND MATERIALS-6	-	-	-	1,000	1,000	0.0%
11-1-284-5997-000-2687-00000-119397-	MEETING EXPENSE-3	-	-	-	500	500	0.0%
11-1-284-6420-000-2687-00000-119397-	EQUIPMENT/FURNITURE-INVENTOR	-	-	-	1,000	1,000	100.0%
11-1-284-6421-000-2687-00000-119397-	TECHNOLOGY - INVENTORY-6	-	-	-	1,000	1,000	0.0%
11-1-284-7410-000-2687-00000-119397-	DUES & FEES-9	-	-	-	100	100	0.0%
11-1-411-8510-000-2687-00000-119397-	TRANSFER TO LOCALS-SUB GRANTE	-	-	-	138,665	138,665	0.0%
TOTAL CYBERSECURITY 12C		-	-	-	1,029,606	1,029,606	100.0%
119425 FILTER FIRST							
11-1-261-5990-000-4475-00000-119425-	FILTER FIRST FILTERS	4,044	-	-	-	-	0.0%
11-1-456-6420-000-4475-00000-119425-	FILTER FIRST STATIONS	39,239	-	-	-	-	0.0%
TOTAL FILTER FIRST		43,283	-	-	-	-	100.0%
119435 RURAL ED G5							
11-1-221-1250-000-8215-00000-119435-	CONSULTANT EXT EL- T CRAIGIE .	27,451	-	-	-	-	100.0%
11-1-221-2110-000-8215-00000-119435-	LIFE INSURANCE	20	-	-	-	-	100.0%
11-1-221-2120-000-8215-00000-119435-	LTD INSURANCE	88	-	-	-	-	100.0%
11-1-221-2130-000-8215-00000-119435-	HEALTH INSURANCE	2,739	-	-	-	-	100.0%
11-1-221-2132-000-8215-00000-119435-	HEALTH ADMIN FEES	17	-	-	-	-	100.0%
11-1-221-2140-000-8215-00000-119435-	DENTAL INSURANCE	218	-	-	-	-	100.0%
11-1-221-2150-000-8215-00000-119435-	VISION INSURANCE	37	-	-	-	-	100.0%
11-1-221-2820-000-8215-00000-119435-	RETIREMENT	8,627	-	-	-	-	100.0%

OTTAWA AREA ISD
ANNUAL BUDGET PLANNER

11 GENERAL FUND (ISD)	DESCRIPTION	2024-25 ACTUAL	2025-26 AMENDED	2025-26 YTD	2026-2027 PROPOSED	CHANGE	PCT CHANGE
11-1-221-2828-000-8215-00000-119435-	ORS 3% REIMBURSEMENT	806	-	-	-	-	100.0%
11-1-221-2829-000-8215-00000-119435-	RETIREMENT - UNFUNDED	2,587	-	-	-	-	100.0%
11-1-221-2830-000-8215-00000-119435-	FICA	2,096	-	-	-	-	100.0%
11-1-221-2840-000-8215-00000-119435-	WORKERS COMP	42	-	-	-	-	100.0%
11-1-221-2921-000-8215-00000-119435-	CASH IN LIEU LIFE	204	-	-	-	-	100.0%
TOTAL RURAL ED G5		44,932	-	-	-	-	100.0%
119436 RURAL ED G5							
11-1-221-1250-000-8216-00000-119436-	CONSULTANT EXT EL- T CRAIGIE	-	27,128	17,134	-	(27,128)	-100.0%
11-1-221-2110-000-8216-00000-119436-	LIFE INSURANCE	-	19	13	-	(19)	-100.0%
11-1-221-2120-000-8216-00000-119436-	LTD INSURANCE	-	76	53	-	(76)	-100.0%
11-1-221-2130-000-8216-00000-119436-	HEALTH INSURANCE	-	2,635	1,662	-	(2,635)	-100.0%
11-1-221-2132-000-8216-00000-119436-	HEALTH ADMIN FEES	-	16	11	-	(16)	-100.0%
11-1-221-2140-000-8216-00000-119436-	DENTAL INSURANCE	-	199	126	-	(199)	-100.0%
11-1-221-2150-000-8216-00000-119436-	VISION INSURANCE	-	38	24	-	(38)	-100.0%
11-1-221-2820-000-8216-00000-119436-	RETIREMENT	-	8,114	5,158	-	(8,114)	-100.0%
11-1-221-2828-000-8216-00000-119436-	ORS 3% REFUND	-	69	69	-	(69)	-100.0%
11-1-221-2829-000-8216-00000-119436-	RETIREMENT - UNFUNDED	-	4,075	2,472	-	(4,075)	-100.0%
11-1-221-2830-000-8216-00000-119436-	FICA	-	2,098	1,304	-	(2,098)	-100.0%
11-1-221-2840-000-8216-00000-119436-	WORKERS COMP	-	36	26	-	(36)	-100.0%
11-1-221-2921-000-8216-00000-119436-	CASH IN LIEU LIFE	-	219	138	-	(219)	-100.0%
TOTAL RURAL ED G5		-	44,722	28,189	-	(44,722)	-100.0%
119437 RURAL ED G5							
11-1-221-1250-000-8217-00000-119437-	CONSULTANT EXT EL- T CRAIGIE	-	-	-	27,858	27,858	100.0%
11-1-221-2110-000-8217-00000-119437-	LIFE INSURANCE	-	-	-	19	19	100.0%
11-1-221-2120-000-8217-00000-119437-	LTD INSURANCE	-	-	-	78	78	100.0%
11-1-221-2130-000-8217-00000-119437-	HEALTH INSURANCE	-	-	-	2,678	2,678	100.0%
11-1-221-2132-000-8217-00000-119437-	HEALTH ADMIN FEES	-	-	-	16	16	100.0%
11-1-221-2140-000-8217-00000-119437-	DENTAL INSURANCE	-	-	-	201	201	100.0%
11-1-221-2150-000-8217-00000-119437-	VISION INSURANCE	-	-	-	40	40	100.0%
11-1-221-2820-000-8217-00000-119437-	RETIREMENT	-	-	-	7,664	7,664	100.0%
11-1-221-2829-000-8217-00000-119437-	RETIREMENT - UNFUNDED	-	-	-	3,764	3,764	100.0%
11-1-221-2830-000-8217-00000-119437-	FICA	-	-	-	2,150	2,150	100.0%
11-1-221-2840-000-8217-00000-119437-	WORKERS COMP	-	-	-	39	39	100.0%
11-1-221-2921-000-8217-00000-119437-	CASH IN LIEU LIFE	-	-	-	216	216	100.0%

OTTAWA AREA ISD
ANNUAL BUDGET PLANNER

11 GENERAL FUND (ISD)	DESCRIPTION	2024-25 ACTUAL	2025-26 AMENDED	2025-26 YTD	2026-2027 PROPOSED	CHANGE	PCT CHANGE
TOTAL RURAL ED G5		-	-	-	44,722	44,722	100.0%
119444 MDHHS HRA GRANT							
11-1-213-1451-000-6184-01054-119444-	NURSE-OAC MEEUSEN 1.0	19,160	-	-	-	-	100.0%
11-1-213-2110-000-6184-01054-119444-	LIFE INSURANCE	14	-	-	-	-	100.0%
11-1-213-2120-000-6184-01054-119444-	LTD INSURANCE	79	-	-	-	-	100.0%
11-1-213-2130-000-6184-01054-119444-	HEALTH INSURANCE	4,876	-	-	-	-	100.0%
11-1-213-2140-000-6184-01054-119444-	DENTAL INSURANCE	367	-	-	-	-	100.0%
11-1-213-2150-000-6184-01054-119444-	VISION INSURANCE	24	-	-	-	-	100.0%
11-1-213-2820-000-6184-01054-119444-	RETIREMENT	6,005	-	-	-	-	100.0%
11-1-213-2829-000-6184-01054-119444-	RETIREMENT - UNFUNDED	2,379	-	-	-	-	100.0%
11-1-213-2830-000-6184-01054-119444-	FICA	1,389	-	-	-	-	100.0%
11-1-213-2840-000-6184-01054-119444-	WORKERS COMP	32	-	-	-	-	100.0%
11-1-213-2921-000-6184-01054-119444-	CIL-LIFE/LTC	151	-	-	-	-	100.0%
TOTAL MDHHS HRA GRANT		34,475	-	-	-	-	100.0%
119445 MDHHS HRA GRANT							
11-1-216-1440-000-6185-03137-119445-	SOCIAL WORKER-L KOOPMAN	49,427	8,486	-	-	(8,486)	-100.0%
11-1-216-2110-000-6185-03137-119445-	LIFE INSURANCE	29	5	-	-	(5)	-100.0%
11-1-216-2120-000-6185-03137-119445-	LTD INSURANCE	146	22	-	-	(22)	-100.0%
11-1-216-2140-000-6185-03137-119445-	DENTAL INSURANCE	786	132	-	-	(132)	-100.0%
11-1-216-2150-000-6185-03137-119445-	VISION INSURANCE	53	9	-	-	(9)	-100.0%
11-1-216-2820-000-6185-03137-119445-	RETIREMENT	15,500	2,661	-	-	(2,661)	-100.0%
11-1-216-2828-000-6185-03137-119445-	ORS 3% REIMBURSEMENT	1,713	-	-	-	-	100.0%
11-1-216-2829-000-6185-03137-119445-	RETIREMENT - UNFUNDED	5,495	898	-	-	(898)	-100.0%
11-1-216-2830-000-6185-03137-119445-	FICA	3,875	677	-	-	(677)	-100.0%
11-1-216-2840-000-6185-03137-119445-	WORKERS COMP	75	15	-	-	(15)	-100.0%
11-1-216-2920-000-6185-03137-119445-	CASH IN LIEU	1,002	172	-	-	(172)	-100.0%
11-1-219-1630-000-6185-03137-119445-	STUDENT SERV COORD-OTTEMAN	33,280	5,714	-	-	(5,714)	-100.0%
11-1-219-1631-000-6185-01054-119445-	AIDE- M BROTHERS	26,842	4,593	-	-	(4,593)	-100.0%
11-1-219-2110-000-6185-01054-119445-	LIFE INSURANCE	25	5	-	-	(5)	-100.0%
11-1-219-2110-000-6185-03137-119445-	LIFE INSURANCE	29	10	-	-	(10)	-100.0%
11-1-219-2120-000-6185-01054-119445-	LTD INSURANCE	79	15	-	-	(15)	-100.0%
11-1-219-2120-000-6185-03137-119445-	LTD INSURANCE	97	31	-	-	(31)	-100.0%
11-1-219-2130-000-6185-01054-119445-	HEALTH INSURANCE	9,221	1,565	-	-	(1,565)	-100.0%
11-1-219-2130-000-6185-03137-119445-	HEALTH INSURANCE	1,930	1,287	-	-	(1,287)	-100.0%
11-1-219-2132-000-6185-01054-119445-	HEALTH ADMIN FEES	21	4	-	-	(4)	-100.0%

OTTAWA AREA ISD
ANNUAL BUDGET PLANNER

11 GENERAL FUND (ISD)	DESCRIPTION	2024-25 ACTUAL	2025-26 AMENDED	2025-26 YTD	2026-2027 PROPOSED	CHANGE	PCT CHANGE
11-1-219-2140-000-6185-01054-119445-	DENTAL INSURANCE	700	120	-	-	(120)	-100.0%
11-1-219-2140-000-6185-03137-119445-	DENTAL INSURANCE	144	48	-	-	(48)	-100.0%
11-1-219-2150-000-6185-01054-119445-	VISION INSURANCE	47	8	-	-	(8)	-100.0%
11-1-219-2150-000-6185-03137-119445-	VISION INSURANCE	26	18	-	-	(18)	-100.0%
11-1-219-2820-000-6185-01054-119445-	RETIREMENT	8,104	1,387	-	-	(1,387)	-100.0%
11-1-219-2820-000-6185-03137-119445-	RETIREMENT	10,055	3,348	-	-	(3,348)	-100.0%
11-1-219-2828-000-6185-03137-119445-	ORS 3% REIMBURSEMENT	-	64	-	-	(64)	-100.0%
11-1-219-2829-000-6185-01054-119445-	RETIREMENT - UNFUNDED	3,002	486	-	-	(486)	-100.0%
11-1-219-2829-000-6185-03137-119445-	RETIREMENT - UNFUNDED	3,700	605	-	-	(605)	-100.0%
11-1-219-2830-000-6185-01054-119445-	FICA	1,993	351	-	-	(351)	-100.0%
11-1-219-2830-000-6185-03137-119445-	FICA	2,559	438	-	-	(438)	-100.0%
11-1-219-2840-000-6185-01054-119445-	WORKERS COMP	41	16	-	-	(16)	-100.0%
11-1-219-2840-000-6185-03137-119445-	WORKERS COMP	50	7	-	-	(7)	-100.0%
11-1-219-2920-000-6185-03137-119445-	CASH IN LIEU	579	-	-	-	-	100.0%
11-1-219-2921-000-6185-01054-119445-	CIL-LIFE/LTC	289	90	-	-	(90)	-100.0%
TOTAL MDHHS HRA GRANT		180,913	33,287	-	-	(33,287)	-100.0%
119446 MDHHS HRA GRANT							
11-1-216-1440-000-6186-00000-119446-	SOCIAL WORKER-L KOOPMAN	-	90,617	-	-	(90,617)	-100.0%
11-1-216-2110-000-6186-00000-119446-	LIFE INSURANCE	-	90	-	-	(90)	-100.0%
11-1-216-2120-000-6186-00000-119446-	LTD INSURANCE	-	416	-	-	(416)	-100.0%
11-1-216-2140-000-6186-00000-119446-	DENTAL INSURANCE	-	1,737	-	-	(1,737)	-100.0%
11-1-216-2150-000-6186-00000-119446-	VISION INSURANCE	-	97	-	-	(97)	-100.0%
11-1-216-2820-000-6186-00000-119446-	RETIREMENT	-	28,417	-	-	(28,417)	-100.0%
11-1-216-2828-000-6186-00000-119446-	ORS 3% REFUND	-	257	-	-	(257)	-100.0%
11-1-216-2829-000-6186-00000-119446-	RETIREMENT - UNFUNDED	-	9,853	-	-	(9,853)	-100.0%
11-1-216-2830-000-6186-00000-119446-	FICA	-	6,865	-	-	(6,865)	-100.0%
11-1-216-2840-000-6186-00000-119446-	WORKERS COMP	-	137	-	-	(137)	-100.0%
11-1-216-2920-000-6186-00000-119446-	CASH IN LIEU	-	1,837	-	-	(1,837)	-100.0%
11-1-219-1630-000-6186-00000-119446-	STUDENT SERV COORD-OTTEMAN	-	61,013	-	-	(61,013)	-100.0%
11-1-219-1631-000-6186-00000-119446-	AIDE- M BROTHERS	-	39,158	-	-	(39,158)	-100.0%
11-1-219-2110-000-6186-00000-119446-	LIFE INSURANCE	-	90	-	-	(90)	-100.0%
11-1-219-2120-000-6186-00000-119446-	LTD INSURANCE	-	286	-	-	(286)	-100.0%
11-1-219-2130-000-6186-00000-119446-	HEALTH INSURANCE	-	18,664	-	-	(18,664)	-100.0%
11-1-219-2132-000-6186-00000-119446-	HEALTH ADMIN FEES	-	50	-	-	(50)	-100.0%
11-1-219-2140-000-6186-00000-119446-	DENTAL INSURANCE	-	1,404	-	-	(1,404)	-100.0%
11-1-219-2150-000-6186-00000-119446-	VISION INSURANCE	-	139	-	-	(139)	-100.0%
11-1-219-2820-000-6186-00000-119446-	RETIREMENT	-	30,241	-	-	(30,241)	-100.0%
11-1-219-2829-000-6186-00000-119446-	RETIREMENT - UNFUNDED	-	10,939	-	-	(10,939)	-100.0%

OTTAWA AREA ISD
ANNUAL BUDGET PLANNER

11 GENERAL FUND (ISD)	DESCRIPTION	2024-25 ACTUAL	2025-26 AMENDED	2025-26 YTD	2026-2027 PROPOSED	CHANGE	PCT CHANGE
11-1-221-1250-000-6955-00000-119465-	MTSS Consultant- A BRAINARD 1.	75,091	17,354	17,354	-	(17,354)	-100.0%
11-1-221-1251-000-6955-00000-119465-	MTSS CONSULTANT- J NELSON 1.0	81,994	18,950	18,950	-	(18,950)	0.0%
11-1-221-1252-000-6955-00000-119465-	MTSS CONSULTANT- K BROWER 1.0	75,059	17,347	17,347	-	(17,347)	-100.0%
11-1-221-1253-000-6955-00000-119465-	MTSS CONSULTANT- E KIENKE 1.0	75,059	17,347	17,347	-	(17,347)	-100.0%
11-1-221-1254-000-6955-00000-119465-	BEHAVIORAL SPEC- V SWANSON 1.0	75,059	17,347	17,347	-	(17,347)	-100.0%
11-1-221-2110-000-6955-00000-119465-	LIFE INSURANCE	228	43	43	-	(43)	-100.0%
11-1-221-2120-000-6955-00000-119465-	LTD INSURANCE	1,196	223	223	-	(223)	-100.0%
11-1-221-2130-000-6955-00000-119465-	HEALTH INSURANCE	79,624	16,665	16,665	-	(16,665)	-100.0%
11-1-221-2132-000-6955-00000-119465-	HEALTH ADMIN FEES	71	12	12	-	(12)	-100.0%
11-1-221-2140-000-6955-00000-119465-	DENTAL INSURANCE	5,882	1,237	1,237	-	(1,237)	-100.0%
11-1-221-2150-000-6955-00000-119465-	VISION INSURANCE	400	84	84	-	(84)	-100.0%
11-1-221-2820-000-6955-00000-119465-	RETIREMENT	120,441	20,876	20,876	-	(20,876)	-100.0%
11-1-221-2828-000-6955-00000-119465-	ORS 3% REIMBURSEMENT	9,215	1,065	1,065	-	(1,065)	-100.0%
11-1-221-2829-000-6955-00000-119465-	RETIREMENT - UNFUNDED	41,811	7,010	7,010	-	(7,010)	-100.0%
11-1-221-2830-000-6955-00000-119465-	FICA	28,030	4,800	4,800	-	(4,800)	-100.0%
11-1-221-2840-000-6955-00000-119465-	WORKERS COMP	577	132	132	-	(132)	-100.0%
11-1-221-2921-000-6955-00000-119465-	CASH IN LIEU LIFE	975	325	325	-	(325)	0.0%
11-1-226-1160-000-6955-00000-119465-	DIRECTOR- A HENRY	52,193	14,298	14,298	-	(14,298)	0.0%
11-1-226-2110-000-6955-00000-119465-	LIFE INSURANCE	24	6	6	-	(6)	0.0%
11-1-226-2120-000-6955-00000-119465-	LTD INSURANCE	155	40	40	-	(40)	0.0%
11-1-226-2130-000-6955-00000-119465-	HEALTH INSURANCE	8,784	2,316	2,316	-	(2,316)	0.0%
11-1-226-2140-000-6955-00000-119465-	DENTAL INSURANCE	654	172	172	-	(172)	0.0%
11-1-226-2150-000-6955-00000-119465-	VISION INSURANCE	44	12	12	-	(12)	0.0%
11-1-226-2820-000-6955-00000-119465-	RETIREMENT	16,363	4,484	4,484	-	(4,484)	0.0%
11-1-226-2828-000-6955-00000-119465-	ORS 3% REIMBURSEMENT	1,818	143	143	-	(143)	0.0%
11-1-226-2829-000-6955-00000-119465-	RETIREMENT - UNFUNDED	5,698	1,513	1,513	-	(1,513)	0.0%
11-1-226-2830-000-6955-00000-119465-	FICA	3,913	1,062	1,062	-	(1,062)	-100.0%
11-1-226-2840-000-6955-00000-119465-	WORKERS COMP	79	29	29	-	(29)	-100.0%
11-1-226-2921-000-6955-00000-119465-	CASH IN LIEU LIFE	257	72	72	-	(72)	-100.0%
11-1-611-9990-000-6955-00000-119465-	INDIRECT COST	68,155	16,012	16,012	-	(16,012)	-100.0%
TOTAL DHHS-SAMHSA FY25		828,850	180,974	180,974	-	(180,974)	-100.0%
119466 DHHS-SAMHSA FY26							
11-1-221-1250-000-6956-00000-119466-	CONSULTANT- A BRAINARD 1.0	-	78,095	56,402	18,049	(60,046)	-76.9%
11-1-221-1251-000-6956-00000-119466-	CONSULTANT- J NELSON 1.0	-	85,273	61,586	19,708	(65,565)	0.0%
11-1-221-1252-000-6956-00000-119466-	CONSULTANT- K BROWER 1.0	-	78,062	56,378	18,041	(60,021)	-76.9%
11-1-221-1253-000-6956-00000-119466-	CONSULTANT- E KIENKE 1.0	-	78,062	56,378	18,041	(60,021)	-76.9%
11-1-221-1254-000-6956-00000-119466-	CONSULTANT- V SWANSON 1.0	-	78,062	56,378	18,041	(60,021)	-76.9%
11-1-221-2110-000-6956-00000-119466-	LIFE INSURANCE	-	214	166	71	(143)	-66.8%
11-1-221-2120-000-6956-00000-119466-	LTD INSURANCE	-	1,112	910	386	(726)	-65.3%

OTTAWA AREA ISD
ANNUAL BUDGET PLANNER

11 GENERAL FUND (ISD)	DESCRIPTION	2024-25 ACTUAL	2025-26 AMENDED	2025-26 YTD	2026-2027 PROPOSED	CHANGE	PCT CHANGE
11-1-221-2130-000-6956-00000-119466-	HEALTH INSURANCE	-	80,082	56,668	26,409	(53,673)	-67.0%
11-1-221-2132-000-6956-00000-119466-	HEALTH ADMIN FEES	-	71	47	24	(47)	-66.2%
11-1-221-2133-000-6956-00000-119466-	HEALTH SAVINGS ACCOUNT	-	-	2,113	1,056	1,056	100.0%
11-1-221-2140-000-6956-00000-119466-	DENTAL INSURANCE	-	6,009	4,348	2,053	(3,956)	-65.8%
11-1-221-2150-000-6956-00000-119466-	VISION INSURANCE	-	425	308	151	(274)	-64.5%
11-1-221-2820-000-6956-00000-119466-	RETIREMENT	-	117,479	84,846	38,068	(79,411)	-67.6%
11-1-221-2829-000-6956-00000-119466-	RETIREMENT - UNFUNDED	-	59,660	43,126	12,413	(47,247)	-79.2%
11-1-221-2830-000-6956-00000-119466-	FICA	-	31,078	20,714	10,577	(20,501)	-66.0%
11-1-221-2840-000-6956-00000-119466-	WORKERS COMP	-	518	404	193	(325)	-62.7%
11-1-221-2921-000-6956-00000-119466-	CASH IN LIEU LIFE	-	975	704	325	(650)	0.0%
11-1-226-1160-000-6956-00000-119466-	DIRECTOR- A HENRY	-	56,528	34,228	19,601	(36,927)	0.0%
11-1-226-2110-000-6956-00000-119466-	LIFE INSURANCE	-	25	16	8	(17)	0.0%
11-1-226-2120-000-6956-00000-119466-	LTD INSURANCE	-	159	108	55	(104)	0.0%
11-1-226-2130-000-6956-00000-119466-	HEALTH INSURANCE	-	9,290	4,989	2,566	(6,724)	0.0%
11-1-226-2133-000-6956-00000-119466-	HEALTH SAVINGS ACCOUNT	-	-	930	613	613	0.0%
11-1-226-2140-000-6956-00000-119466-	DENTAL INSURANCE	-	698	424	238	(460)	0.0%
11-1-226-2150-000-6956-00000-119466-	VISION INSURANCE	-	50	30	18	(32)	0.0%
11-1-226-2820-000-6956-00000-119466-	RETIREMENT	-	16,912	10,238	5,392	(11,520)	0.0%
11-1-226-2829-000-6956-00000-119466-	RETIREMENT - UNFUNDED	-	8,493	5,141	2,648	(5,845)	0.0%
11-1-226-2830-000-6956-00000-119466-	FICA	-	4,492	2,561	1,497	(2,995)	-66.7%
11-1-226-2840-000-6956-00000-119466-	WORKERS COMP	-	75	48	28	(47)	-62.7%
11-1-226-2921-000-6956-00000-119466-	CASH IN LIEU LIFE	-	293	171	94	(199)	-67.9%
11-1-611-9990-000-6956-00000-119466-	INDIRECT COST	-	79,219	29,752	23,479	(55,740)	-70.4%
TOTAL DHHS-SAMHSA FY26		-	871,411	590,112	239,843	(631,568)	-72.5%
119467 DHHS-SAMHSA FY27							
11-1-221-1250-000-6957-00000-119467-	CONSULTANT- A BRAINARD 1.0	-	-	-	81,219	81,219	100.0%
11-1-221-1251-000-6957-00000-119467-	COORDINATOR- J NELSON 1.0	-	-	-	88,684	88,684	0.0%
11-1-221-1252-000-6957-00000-119467-	BEHAVIORAL SPEC- K BROWER 1.0	-	-	-	81,184	81,184	100.0%
11-1-221-1253-000-6957-00000-119467-	BEHAVIORAL SPEC- E KIENKE 1.0	-	-	-	81,184	81,184	100.0%
11-1-221-1254-000-6957-00000-119467-	BEHAVIORAL SPEC- V SWANSON 1.0	-	-	-	81,184	81,184	100.0%
11-1-221-2110-000-6957-00000-119467-	LIFE INSURANCE	-	-	-	214	214	100.0%
11-1-221-2120-000-6957-00000-119467-	LTD INSURANCE	-	-	-	1,157	1,157	100.0%
11-1-221-2130-000-6957-00000-119467-	HEALTH INSURANCE	-	-	-	79,227	79,227	100.0%
11-1-221-2132-000-6957-00000-119467-	HEALTH ADMIN FEES	-	-	-	71	71	100.0%
11-1-221-2133-000-6957-00000-119467-	HEALTH SAVINGS ACCOUNT	-	-	-	3,170	3,170	100.0%
11-1-221-2140-000-6957-00000-119467-	DENTAL INSURANCE	-	-	-	6,158	6,158	100.0%
11-1-221-2150-000-6957-00000-119467-	VISION INSURANCE	-	-	-	454	454	100.0%
11-1-221-2820-000-6957-00000-119467-	RETIREMENT	-	-	-	116,453	116,453	100.0%
11-1-221-2829-000-6957-00000-119467-	RETIREMENT - UNFUNDED	-	-	-	55,858	55,858	100.0%

OTTAWA AREA ISD
ANNUAL BUDGET PLANNER

11 GENERAL FUND (ISD)	DESCRIPTION	2024-25 ACTUAL	2025-26 AMENDED	2025-26 YTD	2026-2027 PROPOSED	CHANGE	PCT CHANGE
119486 TITLE 1 RAGS							
11-1-221-1250-000-6016-00000-119486-	CONSULTANT -CRAIGIE	-	7,468	5,168	1,868	(5,600)	-75.0%
11-1-221-2110-000-6016-00000-119486-	LIFE INSURANCE	-	7	6	1	(6)	0.0%
11-1-221-2120-000-6016-00000-119486-	LTD INSURANCE	-	26	27	5	(21)	-80.8%
11-1-221-2130-000-6016-00000-119486-	HEALTH INSURANCE	-	906	503	180	(726)	-80.1%
11-1-221-2132-000-6016-00000-119486-	HEALTH ADMIN FEES	-	5	5	1	(4)	-80.0%
11-1-221-2140-000-6016-00000-119486-	DENTAL INSURANCE	-	68	38	14	(54)	-79.4%
11-1-221-2150-000-6016-00000-119486-	VISION INSURANCE	-	13	7	3	(10)	-76.9%
11-1-221-2820-000-6016-00000-119486-	RETIREMENT	-	2,792	1,546	514	(2,278)	-81.6%
11-1-221-2829-000-6016-00000-119486-	RETIREMENT - UNFUNDED	-	1,402	776	252	(1,150)	-82.0%
11-1-221-2830-000-6016-00000-119486-	FICA	-	722	393	144	(578)	-80.1%
11-1-221-2840-000-6016-00000-119486-	WORKERS COMP	-	12	7	3	(9)	-75.0%
11-1-221-2921-000-6016-00000-119486-	CASH IN LIEU LIFE	-	75	42	14	(61)	-81.3%
11-1-411-8510-000-6016-00000-119486-	XFER HOLLAND	-	165,441	53,247	24,156	(141,285)	-85.4%
11-1-411-8511-000-6016-00000-119486-	XFER ICADEMY	-	96,441	47,895	10,321	(86,120)	-89.3%
11-1-411-8512-000-6016-00000-119486-	TRANSFER TO LOCALS-GH	-	-	-	62,006	62,006	100.0%
11-1-611-9990-000-6016-00000-119486-	INDIRECT COST	-	1,349	716	155	(1,194)	-88.5%
Total TITLE 1 RAGS		-	276,727	110,377	99,637	(177,090)	-64.0%
119487 TITLE 1 RAGS							
11-1-221-1250-000-6017-00000-119487-	CONSULTANT -CRAIGIE	-	-	-	7,002	7,002	100.0%
11-1-221-2110-000-6017-00000-119487-	LIFE INSURANCE	-	-	-	5	5	0.0%
11-1-221-2120-000-6017-00000-119487-	LTD INSURANCE	-	-	-	20	20	100.0%
11-1-221-2130-000-6017-00000-119487-	HEALTH INSURANCE	-	-	-	673	673	100.0%
11-1-221-2132-000-6017-00000-119487-	HEALTH ADMIN FEES	-	-	-	4	4	100.0%
11-1-221-2140-000-6017-00000-119487-	DENTAL INSURANCE	-	-	-	51	51	100.0%
11-1-221-2150-000-6017-00000-119487-	VISION INSURANCE	-	-	-	10	10	100.0%
11-1-221-2820-000-6017-00000-119487-	RETIREMENT	-	-	-	1,926	1,926	100.0%
11-1-221-2829-000-6017-00000-119487-	RETIREMENT - UNFUNDED	-	-	-	946	946	100.0%
11-1-221-2830-000-6017-00000-119487-	FICA	-	-	-	540	540	100.0%
11-1-221-2840-000-6017-00000-119487-	WORKERS COMP	-	-	-	10	10	100.0%
11-1-221-2921-000-6017-00000-119487-	CASH IN LIEU LIFE	-	-	-	54	54	100.0%
11-1-411-8510-000-6017-00000-119487-	XFER HOLLAND	-	-	-	175,000	175,000	100.0%
11-1-411-8511-000-6017-00000-119487-	XFER ICADEMY	-	-	-	90,000	90,000	100.0%
11-1-411-8512-000-6017-00000-119487-	TRANSFER TO LOCALS-GRAND HAVE	-	-	-	100,000	100,000	100.0%
11-1-611-9990-000-6017-00000-119487-	INDIRECT COST	-	-	-	1,124	1,124	100.0%
Total TITLE 1 RAGS		-	-	-	377,365	377,365	100.0%

OTTAWA AREA ISD
ANNUAL BUDGET PLANNER

11 GENERAL FUND (ISD)	DESCRIPTION	2024-25 ACTUAL	2025-26 AMENDED	2025-26 YTD	2026-2027 PROPOSED	CHANGE	PCT CHANGE
119495 HOMELESS 24/25							
11-1-125-8290-000-6355-00000-119495-	TRANSFER TO LEA-SCHOOL SUPPLY	933	-	-	-	-	100.0%
11-1-221-3190-000-6355-00000-119495-	CONTRACTED SERVICES-WMA	499	-	-	-	-	0.0%
11-1-226-1160-000-6355-00000-119495-	COORDINATOR- T HERNANDEZ .15	18,717	7,491	7,491	-	(7,491)	-100.0%
11-1-226-1161-000-6355-00000-119495-	COORDINATOR-S DELEEUEW .30	12,536	-	-	-	-	100.0%
11-1-226-2110-000-6355-00000-119495-	LIFE INSURANCE	25	7	7	-	(7)	-100.0%
11-1-226-2120-000-6355-00000-119495-	LTD INSURANCE	121	30	30	-	(30)	-100.0%
11-1-226-2130-000-6355-00000-119495-	HEALTH INSURANCE	5,006	662	662	-	(662)	-100.0%
11-1-226-2132-000-6355-00000-119495-	HEALTH ADMIN FEES	21	6	6	-	(6)	-100.0%
11-1-226-2133-000-6355-00000-119495-	HEALTH SAVINGS ACCOUNT	217	-	-	-	-	100.0%
11-1-226-2140-000-6355-00000-119495-	DENTAL INSURANCE	351	49	49	-	(49)	-100.0%
11-1-226-2150-000-6355-00000-119495-	VISION INSURANCE	24	9	9	-	(9)	-100.0%
11-1-226-2820-000-6355-00000-119495-	RETIREMENT	9,542	2,349	2,349	-	(2,349)	-100.0%
11-1-226-2828-000-6355-00000-119495-	ORS 3% REIMBURSEMENT	697	134	134	-	(134)	-100.0%
11-1-226-2829-000-6355-00000-119495-	RETIREMENT - UNFUNDED	2,834	793	793	-	(793)	-100.0%
11-1-226-2830-000-6355-00000-119495-	FICA	2,334	567	567	-	(567)	-100.0%
11-1-226-2840-000-6355-00000-119495-	WORKERS COMP	45	15	15	-	(15)	-100.0%
11-1-226-2920-000-6355-00000-119495-	CASH IN LIEU	100	-	-	-	-	100.0%
11-1-226-2921-000-6355-00000-119495-	CASH IN LIEU LIFE	145	56	56	-	(56)	-100.0%
11-1-226-5910-000-6355-00000-119495-	OFFICE SUPPLIES	219	-	-	-	-	100.0%
11-1-271-8290-000-6355-00000-119495-	TRANSFER TO LEA BUS DRIVER S/B	1,898	-	-	-	-	100.0%
11-1-271-8291-000-6355-00000-119495-	TRANSFER TO LEA-GAS CARDS P/S	1,817	-	-	-	-	100.0%
11-1-271-8292-000-6355-00000-119495-	TRANSFER TO LEA- TRANSPORT P/S	2,460	-	-	-	-	100.0%
11-1-283-3123-000-6355-00000-119495-	PROFESSIONAL DEVELOPMENT	-	12,500	12,500	-	(12,500)	-100.0%
11-1-283-3220-000-6355-00000-119495-	CONFERENCE EXPENSE	2,411	-	-	-	-	100.0%
11-1-283-3221-000-6355-00000-119495-	CONFERENCE REGISTRATION	-	1,128	1,128	-	(1,128)	-100.0%
11-1-284-5990-000-6355-00000-119495-	HEADPHONE	841	-	-	-	-	100.0%
11-1-351-8290-000-6355-00000-119495-	TRANSFER TO LEA-CHILDCARE	977	-	-	-	-	100.0%
11-1-361-8290-000-6355-00000-119495-	TRANSFER TO LEA-WELFARE SUPPLY	8,234	-	-	-	-	100.0%
11-1-611-9990-000-6355-00000-119495-	INDIRECT COST	5,668	2,580	2,580	-	(2,580)	-100.0%
Total HOMELESS 24/25							
		78,670	28,375	28,375	-	(28,375)	-100.0%
119496 HOMELESS 25/26							
11-1-125-8510-000-6356-00000-119496-	TRANSFER TO LOCALS-SUB GRANTE	-	300	-	-	(300)	-100.0%
11-1-219-8510-000-6356-00000-119496-	TRANSFER TO LOCALS-DOCUMENTS	-	150	-	-	(150)	0.0%
11-1-219-8511-000-6356-00000-119496-	TRANSFER TO LOCALS-EXTRA	-	500	95	-	(500)	-100.0%
11-1-219-8512-000-6356-00000-119496-	TRANSFER TO LOCALS-EXTRA CURR	-	200	-	-	(200)	-100.0%
11-1-219-8513-000-6356-00000-119496-	TRANSFER TO LOCALS-ACTIVITIES	-	280	-	-	(280)	-100.0%

OTTAWA AREA ISD
ANNUAL BUDGET PLANNER

11 GENERAL FUND (ISD)	DESCRIPTION	2024-25 ACTUAL	2025-26 AMENDED	2025-26 YTD	2026-2027 PROPOSED	CHANGE	PCT CHANGE
11-1-219-8514-000-6356-00000-119496-	TRANSFER TO LOCALS-EMERGENCY	-	100	-	-	(100)	-100.0%
11-1-226-1160-000-6356-00000-119496-	COORDINATOR- T HERNANDEZ	-	20,965	14,195	9,609	(11,356)	-54.2%
11-1-226-1161-000-6356-00000-119496-	COORDINATOR-S DELEEUW	-	4,351	6,374	4,350	(1)	0.0%
11-1-226-2110-000-6356-00000-119496-	LIFE INSURANCE	-	17	18	9	(8)	-47.1%
11-1-226-2120-000-6356-00000-119496-	LTD INSURANCE	-	68	81	38	(30)	-44.1%
11-1-226-2130-000-6356-00000-119496-	HEALTH INSURANCE	-	3,055	2,504	1,858	(1,197)	-39.2%
11-1-226-2132-000-6356-00000-119496-	HEALTH ADMIN FEES	-	11	13	6	(5)	-45.5%
11-1-226-2133-000-6356-00000-119496-	HEALTH SAVINGS ACCOUNT	-	15	326	16	1	6.7%
11-1-226-2140-000-6356-00000-119496-	DENTAL INSURANCE	-	217	213	141	(76)	-35.0%
11-1-226-2150-000-6356-00000-119496-	VISION INSURANCE	-	25	22	12	(13)	-52.0%
11-1-226-2820-000-6356-00000-119496-	RETIREMENT	-	7,330	5,951	3,933	(3,397)	-46.3%
11-1-226-2829-000-6356-00000-119496-	RETIREMENT - UNFUNDED	-	2,678	2,951	1,477	(1,201)	-44.8%
11-1-226-2830-000-6356-00000-119496-	FICA	-	2,037	1,536	1,123	(914)	-44.9%
11-1-226-2840-000-6356-00000-119496-	WORKERS COMP	-	38	30	21	(17)	-44.7%
11-1-226-2920-000-6356-00000-119496-	CASH IN LIEU	-	2	2	-	-	0.0%
11-1-226-2921-000-6356-00000-119496-	CASH IN LIEU LIFE	-	156	106	72	(84)	-53.8%
11-1-226-5910-000-6356-00000-119496-	OFFICE SUPPLIES	-	200	-	-	(200)	-100.0%
11-1-271-3320-000-6356-00000-119496-	ISD STUDENT GAS CARDS	-	100	-	-	(100)	-100.0%
11-1-271-8510-000-6356-00000-119496-	TRANSFER TO LOCALS-GAS CARDS	-	5,277	97	-	(5,277)	-100.0%
11-1-271-8511-000-6356-00000-119496-	TRANSFER TO LOCALS-P/S	-	2,913	735	-	(2,913)	-100.0%
11-1-282-3190-000-6356-00000-119496-	CONTRACTED SERVICES-GEO	-	1,200	-	16,050	14,850	1237.5%
11-1-283-3190-000-6356-00000-119496-	CONTRACTED SERVICES	-	-	-	12,500	12,500	100.0%
11-1-283-3220-000-6356-00000-119496-	CONFERENCE EXPENSE	-	2,066	1,556	4,848	2,782	134.7%
11-1-283-3221-000-6356-00000-119496-	CONFERENCE REGISTRATION	-	1,085	-	1,575	490	45.2%
11-1-351-8510-000-6356-00000-119496-	TRANSFER - CHILDCARE	-	1,020	-	-	(1,020)	-100.0%
11-1-361-5990-000-6356-00000-119496-	ISD WELFARE SUPPLIES	-	92	-	-	(92)	-100.0%
11-1-361-8510-000-6356-00000-119496-	TRANSFER TO LOCALS-SUB GRANTE	-	9,068	2,020	-	(9,068)	-100.0%
11-1-261-8510-000-6356-00000-119496-	TRANSFER TO LOCALS-CLOSET	-	-	-	-	-	100.0%
11-1-271-3310-000-6356-00000-119496-	STUDENT TRANSPORTATION	-	-	-	-	-	100.0%
11-1-271-8512-000-6356-00000-119496-	TRANSFER TO LOCALS-VAN	-	-	-	-	-	100.0%
11-1-283-3123-000-6356-00000-119496-	PD-LIAISON PRO	-	-	-	-	-	100.0%
11-1-611-9990-000-6356-00000-119496-	INDIRECT COST	-	4,575	1,049	5,641	1,066	23.3%
Total HOMELESS 25/26		-	70,091	39,872	63,281	(6,810)	-9.7%
119497 HOMELESS 26/27							
11-1-125-8510-000-6357-00000-119497-	TRANSFER TO LEA-SCHOOL SUPPLY	-	-	-	300	300	100.0%
11-1-219-8510-000-6357-00000-119497-	TRANSFER TO LEA-	-	-	-	100	100	0.0%
11-1-219-8511-000-6357-00000-119497-	TRANSFER TO LEA-	-	-	-	100	100	100.0%
11-1-219-8512-000-6357-00000-119497-	TRANSFER TO LEA-	-	-	-	100	100	100.0%
11-1-219-8513-000-6357-00000-119497-	TRANSFER TO LEA-	-	-	-	100	100	100.0%

OTTAWA AREA ISD
ANNUAL BUDGET PLANNER

11 GENERAL FUND (ISD)	DESCRIPTION	2024-25 ACTUAL	2025-26 AMENDED	2025-26 YTD	2026-2027 PROPOSED	CHANGE	PCT CHANGE
11-1-219-8514-000-6357-00000-119497-	TRANSFER TO LEA-	-	-	-	100	100	100.0%
11-1-226-1160-000-6357-00000-119497-	COORDINATOR- T HERNANDEZ	-	-	-	27,254	27,254	100.0%
11-1-226-1161-000-6357-00000-119497-	COORDINATOR-S DELEEUW	-	-	-	9,049	9,049	100.0%
11-1-226-2110-000-6357-00000-119497-	LIFE INSURANCE	-	-	-	23	23	100.0%
11-1-226-2120-000-6357-00000-119497-	LTD INSURANCE	-	-	-	48	48	100.0%
11-1-226-2130-000-6357-00000-119497-	HEALTH INSURANCE	-	-	-	3,666	3,666	100.0%
11-1-226-2132-000-6357-00000-119497-	HEALTH ADMIN FEES	-	-	-	19	19	100.0%
11-1-226-2133-000-6357-00000-119497-	HEALTH SAVINGS ACCOUNT	-	-	-	937	937	100.0%
11-1-226-2140-000-6357-00000-119497-	DENTAL INSURANCE	-	-	-	346	346	100.0%
11-1-226-2150-000-6357-00000-119497-	VISION INSURANCE	-	-	-	48	48	100.0%
11-1-226-2820-000-6357-00000-119497-	RETIREMENT	-	-	-	9,700	9,700	100.0%
11-1-226-2829-000-6357-00000-119497-	RETIREMENT - UNFUNDED	-	-	-	4,905	4,905	100.0%
11-1-226-2830-000-6357-00000-119497-	FICA	-	-	-	2,919	2,919	100.0%
11-1-226-2840-000-6357-00000-119497-	WORKERS COMP	-	-	-	51	51	100.0%
11-1-226-2921-000-6357-00000-119497-	CASH IN LIEU LIFE	-	-	-	195	195	100.0%
11-1-271-8291-000-6357-00000-119497-	TRANSFER TO LEA-GAS CARDS P/S	-	-	-	5,000	5,000	100.0%
11-1-271-8292-000-6357-00000-119497-	TRANSFER TO LEA- TRANSPORT P/S	-	-	-	2,000	2,000	100.0%
11-1-282-3190-000-6357-00000-119497-	CONTRACTED SERVICES	-	-	-	12,500	12,500	100.0%
11-1-283-3190-000-6357-00000-119497-	CONTRACTED SERVICES	-	-	-	32,100	32,100	100.0%
11-1-283-3220-000-6357-00000-119497-	CONFERENCE EXPENSE	-	-	-	6,900	6,900	100.0%
11-1-283-3221-000-6357-00000-119497-	CONFERENCE REGISTRATION	-	-	-	1,460	1,460	100.0%
11-1-351-8290-000-6357-00000-119497-	TRANSFER TO LEA-CHILDCARE	-	-	-	1,000	1,000	100.0%
11-1-361-8290-000-6357-00000-119497-	TRANSFER TO LEA-WELFARE SUPPLY	-	-	-	9,000	9,000	100.0%
11-1-611-9990-000-6357-00000-119497-	INDIRECT COST	-	-	-	10,502	10,502	100.0%
Total HOMELESS 26/27		-	-	-	140,422	140,422	100.0%
119524 TITLE I RAG FY24							
11-1-221-1250-000-6014-00000-119524-	CONSULTANT-CRAIGIE	511	-	-	-	-	0.0%
11-1-221-2130-000-6014-00000-119524-	HEALTH INSURANCE	51	-	-	-	-	100.0%
11-1-221-2140-000-6014-00000-119524-	DENTAL INSURANCE	4	-	-	-	-	100.0%
11-1-221-2150-000-6014-00000-119524-	VISION INSURANCE	1	-	-	-	-	100.0%
11-1-221-2820-000-6014-00000-119524-	RETIREMENT	160	-	-	-	-	100.0%
11-1-221-2829-000-6014-00000-119524-	RETIREMENT - UNFUNDED	86	-	-	-	-	100.0%
11-1-221-2830-000-6014-00000-119524-	FICA	37	-	-	-	-	100.0%
11-1-221-2840-000-6014-00000-119524-	WORKERS COMP	1	-	-	-	-	100.0%
11-1-226-1290-000-6014-00000-119524-	ISD -PASATTA	138	-	-	-	-	100.0%
11-1-226-2110-000-6014-00000-119524-	LIFE INSURANCE	0	-	-	-	-	100.0%
11-1-226-2120-000-6014-00000-119524-	LTD INSURANCE	0	-	-	-	-	100.0%
11-1-226-2130-000-6014-00000-119524-	HEALTH INSURANCE	19	-	-	-	-	100.0%
11-1-226-2132-000-6014-00000-119524-	HEALTH ADMIN FEES	0	-	-	-	-	100.0%

OTTAWA AREA ISD
ANNUAL BUDGET PLANNER

11 GENERAL FUND (ISD)	DESCRIPTION	2024-25 ACTUAL	2025-26 AMENDED	2025-26 YTD	2026-2027 PROPOSED	CHANGE	PCT CHANGE
11-1-226-2820-000-6014-00000-119524-	RETIREMENT	43	-	-	-	-	100.0%
11-1-226-2829-000-6014-00000-119524-	RETIREMENT - UNFUNDED	23	-	-	-	-	100.0%
11-1-226-2830-000-6014-00000-119524-	FICA	10	-	-	-	-	100.0%
11-1-226-2840-000-6014-00000-119524-	WORKERS COMP	0	-	-	-	-	100.0%
11-1-226-2920-000-6014-00000-119524-	CASH IN LIEU	0	-	-	-	-	100.0%
11-1-411-8512-000-6014-00000-119524-	XFER ICADEMY	26,200	-	-	-	-	100.0%
11-1-611-9990-000-6014-00000-119524-	INDIRECT COST	108	-	-	-	-	100.0%
TOTAL TITLE I RAG FY24		27,392	-	-	-	-	100.0%
119604 GSRP 23/24							
11-1-221-1290-000-3404-00000-119604-	ECS (K CONKLE) .50	9,086	-	-	-	-	100.0%
11-1-221-1291-000-3404-00000-119604-	ECS (K ROBERTS) .80	14,159	-	-	-	-	100.0%
11-1-221-1292-000-3404-00000-119604-	ECS (A DEKKER) .50	9,335	-	-	-	-	100.0%
11-1-221-1294-000-3404-00000-119604-	ECS (J DEVRIES) .70	12,204	-	-	-	-	100.0%
11-1-221-1295-000-3404-00000-119604-	ECS (J WINGERT)	17,500	-	-	-	-	100.0%
11-1-221-1296-000-3404-00000-119604-	ECS (VANDAM) 1.0	15,834	-	-	-	-	100.0%
11-1-221-1297-000-3404-00000-119604-	ECS (R CRADDOCK)	15,250	-	-	-	-	100.0%
11-1-221-1298-000-3404-00000-119604-	ECS (R WORPEL)	2,986	-	-	-	-	100.0%
11-1-221-2110-000-3404-00000-119604-	LIFE INSURANCE	50	-	-	-	-	100.0%
11-1-221-2120-000-3404-00000-119604-	LTD INSURANCE	227	-	-	-	-	100.0%
11-1-221-2130-000-3404-00000-119604-	HEALTH INSURANCE	22,393	-	-	-	-	100.0%
11-1-221-2132-000-3404-00000-119604-	HEALTH ADMIN FEES	34	-	-	-	-	100.0%
11-1-221-2133-000-3404-00000-119604-	HEALTH SAVINGS ACCOUNT	1,254	-	-	-	-	100.0%
11-1-221-2140-000-3404-00000-119604-	DENTAL INSURANCE	1,538	-	-	-	-	100.0%
11-1-221-2150-000-3404-00000-119604-	VISION INSURANCE	123	-	-	-	-	100.0%
11-1-221-2820-000-3404-00000-119604-	RETIREMENT	29,370	-	-	-	-	100.0%
11-1-221-2829-000-3404-00000-119604-	RETIREMENT - UNFUNDED	16,274	-	-	-	-	100.0%
11-1-221-2830-000-3404-00000-119604-	FICA	7,012	-	-	-	-	100.0%
11-1-221-2840-000-3404-00000-119604-	WORKERS COMP	217	-	-	-	-	100.0%
11-1-221-2921-000-3404-00000-119604-	CIL-LIFE/LTC	357	-	-	-	-	100.0%
11-1-221-3190-000-3404-00000-119604-	CONTRACTED SERVICES-APP/DATA	2,500	-	-	-	-	100.0%
11-1-221-3210-000-3404-00000-119604-	LOCAL MILEAGE ECS	1,852	-	-	-	-	100.0%
11-1-221-3221-000-3404-00000-119604-	INSERVICE TRAINING-FOOD	2,356	-	-	-	-	100.0%
11-1-221-5996-000-3404-00000-119604-	MISC SUPPLIES & MATERIALS	588	-	-	-	-	100.0%
11-1-226-1172-000-3404-00000-119604-	CO COORDINATOR (C TAYLOR) 1.0	16,511	-	-	-	-	100.0%
11-1-226-1173-000-3404-00000-119604-	COORD/ECS (J VISSER) 1.0	14,400	-	-	-	-	100.0%
11-1-226-1174-000-3404-00000-119604-	COORDINATOR M SCHMIDT	2,860	-	-	-	-	100.0%
11-1-226-1620-000-3404-00000-119604-	OFFICE ASST (SARLI) .40	6,470	-	-	-	-	100.0%
11-1-226-1790-000-3404-00000-119604-	CELL PHONE STIPENDS	254	-	-	-	-	100.0%
11-1-226-2110-000-3404-00000-119604-	LIFE INSURANCE	26	-	-	-	-	100.0%

OTTAWA AREA ISD
ANNUAL BUDGET PLANNER

11 GENERAL FUND (ISD)	DESCRIPTION	2024-25 ACTUAL	2025-26 AMENDED	2025-26 YTD	2026-2027 PROPOSED	CHANGE	PCT CHANGE
11-1-226-2120-000-3404-00000-119604-	LTD INSURANCE	138	-	-	-	-	100.0%
11-1-226-2130-000-3404-00000-119604-	HEALTH INSURANCE	10,621	-	-	-	-	100.0%
11-1-226-2132-000-3404-00000-119604-	HEALTH ADMIN FEES	24	-	-	-	-	100.0%
11-1-226-2140-000-3404-00000-119604-	DENTAL INSURANCE	819	-	-	-	-	100.0%
11-1-226-2150-000-3404-00000-119604-	VISION INSURANCE	55	-	-	-	-	100.0%
11-1-226-2310-000-3404-00000-119604-	TUITION REIMBURSEMENT	2,376	-	-	-	-	100.0%
11-1-226-2820-000-3404-00000-119604-	RETIREMENT	13,050	-	-	-	-	100.0%
11-1-226-2829-000-3404-00000-119604-	RETIREMENT - UNFUNDED	6,797	-	-	-	-	100.0%
11-1-226-2830-000-3404-00000-119604-	FICA	2,926	-	-	-	-	100.0%
11-1-226-2840-000-3404-00000-119604-	WORKERS COMP	70	-	-	-	-	100.0%
11-1-226-2921-000-3404-00000-119604-	CIL-LIFE/LTC	317	-	-	-	-	100.0%
11-1-226-3210-000-3404-00000-119604-	LOCAL MILEAGE	325	-	-	-	-	100.0%
11-1-226-3410-000-3404-00000-119604-	BROADBAND CARD	109	-	-	-	-	100.0%
11-1-226-5996-000-3404-00000-119604-	MISC SUPPLIES & MATERIALS	272	-	-	-	-	100.0%
11-1-227-5110-000-3404-00000-119604-	ASSESSMENT MATERIALS	6,240	-	-	-	-	100.0%
11-1-252-1310-000-3404-00000-119604-	BUSINESS SERVICES	9,137	-	-	-	-	100.0%
11-1-252-1790-000-3404-00000-119604-	CELL PHONE STIPENDS	48	-	-	-	-	100.0%
11-1-252-2110-000-3404-00000-119604-	LIFE INSURANCE	6	-	-	-	-	100.0%
11-1-252-2120-000-3404-00000-119604-	LTD INSURANCE	36	-	-	-	-	100.0%
11-1-252-2130-000-3404-00000-119604-	HEALTH INSURANCE	631	-	-	-	-	100.0%
11-1-252-2133-000-3404-00000-119604-	HEALTH SAVINGS ACCOUNT	139	-	-	-	-	100.0%
11-1-252-2140-000-3404-00000-119604-	DENTAL INSURANCE	58	-	-	-	-	100.0%
11-1-252-2150-000-3404-00000-119604-	VISION INSURANCE	11	-	-	-	-	100.0%
11-1-252-2820-000-3404-00000-119604-	RETIREMENT	2,864	-	-	-	-	100.0%
11-1-252-2829-000-3404-00000-119604-	RETIREMENT - UNFUNDED	1,543	-	-	-	-	100.0%
11-1-252-2830-000-3404-00000-119604-	FICA	664	-	-	-	-	100.0%
11-1-252-2840-000-3404-00000-119604-	WORKERS COMP	15	-	-	-	-	100.0%
11-1-252-2921-000-3404-00000-119604-	CIL-LIFE/LTC	65	-	-	-	-	100.0%
11-1-252-3210-000-3404-00000-119604-	MILEAGE	25	-	-	-	-	100.0%
11-1-282-3510-000-3404-00000-119604-	OUTREACH/RECRUIT ADVERTISING	298	-	-	-	-	100.0%
11-1-283-3220-000-3404-00000-119604-	CONFERENCE EXPENSE	2,377	-	-	-	-	100.0%
11-1-411-8510-000-3404-00000-119604-	TRANSFER TO DISTRICTS	850,860	-	-	-	-	100.0%
11-1-441-8510-000-3404-00000-119604-	TRANSFER TO FOR PROFIT	239,526	-	-	-	-	100.0%
11-1-445-8510-000-3404-00000-119604-	TRANSFER TO NON-PROFIT CBO	238,026	-	-	-	-	100.0%
TOTAL GSRP 23/24		1,613,486	-	-	-	-	100.0%
119605 GSRP 24/25							
11-1-221-1290-000-3405-00000-119605-	ECS (K CONKLE) .50	6,815	8,509	8,509	-	(8,509)	-100.0%
11-1-221-1291-000-3405-00000-119605-	ECS (K ROBERTS) .60	19,822	13,916	13,916	-	(13,916)	-100.0%
11-1-221-1292-000-3405-00000-119605-	ECS (A DEKKER) .50	13,075	9,923	9,923	-	(9,923)	-100.0%

OTTAWA AREA ISD
ANNUAL BUDGET PLANNER

11 GENERAL FUND (ISD)	DESCRIPTION	2024-25 ACTUAL	2025-26 AMENDED	2025-26 YTD	2026-2027 PROPOSED	CHANGE	PCT CHANGE
11-1-221-1293-000-3405-00000-119605-	ECS (PEPPIN) 1.0	35,079	12,067	12,067	-	(12,067)	-100.0%
11-1-221-1294-000-3405-00000-119605-	ECS (J DEVRIES) .70	17,093	11,994	11,994	-	(11,994)	-100.0%
11-1-221-1295-000-3405-00000-119605-	ECS (J WINGERT)	19,600	9,173	9,173	-	(9,173)	-100.0%
11-1-221-1296-000-3405-00000-119605-	ECS (VANDAM) 1.0	22,168	11,240	11,240	-	(11,240)	-100.0%
11-1-221-1297-000-3405-00000-119605-	ECS (R CRADDOCK)	17,792	14,989	14,989	-	(14,989)	-100.0%
11-1-221-1298-000-3405-00000-119605-	ECS (R WORPEL)	23,886	14,006	14,006	-	(14,006)	-100.0%
11-1-221-1299-000-3405-00000-119605-	ECS (M DARDEN)	-	19,614	19,614	-	(19,614)	-100.0%
11-1-221-2110-000-3405-00000-119605-	LIFE INSURANCE	134	105	105	-	(105)	-100.0%
11-1-221-2120-000-3405-00000-119605-	LTD INSURANCE	419	356	356	-	(356)	-100.0%
11-1-221-2130-000-3405-00000-119605-	HEALTH INSURANCE	30,545	24,348	24,348	-	(24,348)	-100.0%
11-1-221-2132-000-3405-00000-119605-	HEALTH ADMIN FEES	42	26	26	-	(26)	-100.0%
11-1-221-2133-000-3405-00000-119605-	HEALTH SAVINGS ACCOUNT	660	496	496	-	(496)	-100.0%
11-1-221-2140-000-3405-00000-119605-	DENTAL INSURANCE	3,717	2,723	2,723	-	(2,723)	-100.0%
11-1-221-2150-000-3405-00000-119605-	VISION INSURANCE	260	219	219	-	(219)	-100.0%
11-1-221-2310-000-3405-00000-119605-	TUITION REIMBURSEMENT	6,826	2,394	2,394	-	(2,394)	-100.0%
11-1-221-2820-000-3405-00000-119605-	RETIREMENT	53,653	38,317	38,317	-	(38,317)	-100.0%
11-1-221-2828-000-3405-00000-119605-	ORS 3% REIMBURSEMENT	4,769	876	876	-	(876)	-100.0%
11-1-221-2829-000-3405-00000-119605-	RETIREMENT - UNFUNDED	18,548	13,301	13,301	-	(13,301)	-100.0%
11-1-221-2830-000-3405-00000-119605-	FICA	13,122	9,404	9,404	-	(9,404)	-100.0%
11-1-221-2840-000-3405-00000-119605-	WORKERS COMP	248	473	473	-	(473)	-100.0%
11-1-221-2920-000-3405-00000-119605-	CASH IN LIEU	1,503	1,169	1,169	-	(1,169)	-100.0%
11-1-221-2921-000-3405-00000-119605-	CASH IN LIEU LIFE	758	520	520	-	(520)	-100.0%
11-1-221-3120-000-3405-00000-119605-	INSTRUCTIONAL PD P/S	1,456	2,405	2,405	-	(2,405)	-100.0%
11-1-221-3210-000-3405-00000-119605-	LOCAL MILEAGE ECS	5,896	3,497	3,497	-	(3,497)	-100.0%
11-1-221-3221-000-3405-00000-119605-	INSERVICE TRAINING-FOOD	366	2,340	2,340	-	(2,340)	-100.0%
11-1-221-3450-000-3405-00000-119605-	SOFTWARE LICENSES-ONLINE PQA	1,050	-	-	-	-	100.0%
11-1-221-5996-000-3405-00000-119605-	MISC SUPPLIES & MATERIALS	2,219	480	480	-	(480)	-100.0%
11-1-226-1170-000-3405-00000-119605-	ASSOCIATE (T MANNES) .05	1,820	3,786	3,786	-	(3,786)	-100.0%
11-1-226-1171-000-3405-00000-119605-	COORDINATOR (M SCHMIDT) .10	5,720	-	-	-	-	100.0%
11-1-226-1172-000-3405-00000-119605-	CO COORDINATOR (C TAYLOR) 1.0	16,511	17,171	17,171	-	(17,171)	-100.0%
11-1-226-1173-000-3405-00000-119605-	COORD/ECS (J VISSER).80	14,400	19,250	19,250	-	(19,250)	-100.0%
11-1-226-1620-000-3405-00000-119605-	OFFICE ASST (N SARLI) .40	7,570	6,037	6,037	-	(6,037)	-100.0%
11-1-226-1790-000-3405-00000-119605-	CELL PHONE STIPENDS	281	276	276	-	(276)	-100.0%
11-1-226-2110-000-3405-00000-119605-	LIFE INSURANCE	28	27	27	-	(27)	-100.0%
11-1-226-2120-000-3405-00000-119605-	LTD INSURANCE	132	127	127	-	(127)	-100.0%
11-1-226-2130-000-3405-00000-119605-	HEALTH INSURANCE	11,187	11,051	11,051	-	(11,051)	-100.0%
11-1-226-2132-000-3405-00000-119605-	HEALTH ADMIN FEES	23	25	25	-	(25)	-100.0%
11-1-226-2140-000-3405-00000-119605-	DENTAL INSURANCE	886	821	821	-	(821)	-100.0%
11-1-226-2150-000-3405-00000-119605-	VISION INSURANCE	56	55	55	-	(55)	-100.0%
11-1-226-2310-000-3405-00000-119605-	TUITION REIMBURSEMENT	3,560	-	-	-	-	100.0%
11-1-226-2820-000-3405-00000-119605-	RETIREMENT	15,360	14,502	14,502	-	(14,502)	-100.0%
11-1-226-2828-000-3405-00000-119605-	ORS 3% REFUND	1,942	475	475	-	(475)	-100.0%
11-1-226-2829-000-3405-00000-119605-	RETIREMENT - UNFUNDED	4,327	4,893	4,893	-	(4,893)	-100.0%

OTTAWA AREA ISD
ANNUAL BUDGET PLANNER

11 GENERAL FUND (ISD)	DESCRIPTION	2024-25 ACTUAL	2025-26 AMENDED	2025-26 YTD	2026-2027 PROPOSED	CHANGE	PCT CHANGE
11-1-226-2830-000-3405-00000-119605-	FICA	3,376	3,394	3,394	-	(3,394)	-100.0%
11-1-226-2840-000-3405-00000-119605-	WORKERS COMP	64	94	94	-	(94)	-100.0%
11-1-226-2921-000-3405-00000-119605-	CASH IN LIEU LIFE	347	390	390	-	(390)	-100.0%
11-1-226-3190-000-3405-00000-119605-	CONTRACTED SERVICES	110	220	220	-	(220)	-100.0%
11-1-226-3210-000-3405-00000-119605-	LOCAL MILEAGE 226	261	282	282	-	(282)	-100.0%
11-1-226-3610-000-3405-00000-119605-	PRINTING	11	-	-	-	-	100.0%
11-1-226-5996-000-3405-00000-119605-	MISC SUPPLIES & MATERIALS 226	-	30	30	-	(30)	-100.0%
11-1-227-3193-000-3405-00000-119605-	ASSESSMENT SUBSCRIPTIONS-Port	1,243	4,500	4,500	-	(4,500)	-100.0%
11-1-227-5110-000-3405-00000-119605-	ASSESSMENT MATERIALS	2,170	7,260	7,260	-	(7,260)	-100.0%
11-1-252-1310-000-3405-00000-119605-	BUSINESS SERVICES (COPE) .40	15,990	12,116	12,116	-	(12,116)	-100.0%
11-1-252-1790-000-3405-00000-119605-	CELL PHONE STIPENDS	87	61	61	-	(61)	-100.0%
11-1-252-2110-000-3405-00000-119605-	LIFE INSURANCE	10	7	7	-	(7)	-100.0%
11-1-252-2120-000-3405-00000-119605-	LTD INSURANCE	45	34	34	-	(34)	-100.0%
11-1-252-2130-000-3405-00000-119605-	HEALTH INSURANCE	1,225	1,636	1,636	-	(1,636)	-100.0%
11-1-252-2133-000-3405-00000-119605-	HEALTH SAVINGS ACCOUNT	126	64	64	-	(64)	-100.0%
11-1-252-2140-000-3405-00000-119605-	DENTAL INSURANCE	108	120	120	-	(120)	-100.0%
11-1-252-2150-000-3405-00000-119605-	VISION INSURANCE	19	13	13	-	(13)	-100.0%
11-1-252-2820-000-3405-00000-119605-	RETIREMENT	5,014	3,799	3,799	-	(3,799)	-100.0%
11-1-252-2828-000-3405-00000-119605-	ORS 3% REFUND	1,195	145	145	-	(145)	-100.0%
11-1-252-2829-000-3405-00000-119605-	RETIREMENT - UNFUNDED	1,394	1,282	1,282	-	(1,282)	-100.0%
11-1-252-2830-000-3405-00000-119605-	FICA	1,222	889	889	-	(889)	-100.0%
11-1-252-2840-000-3405-00000-119605-	WORKERS COMP	23	23	23	-	(23)	-100.0%
11-1-252-2921-000-3405-00000-119605-	CASH IN LIEU LIFE	114	83	83	-	(83)	-100.0%
11-1-252-3210-000-3405-00000-119605-	MILEAGE	-	34	34	-	(34)	-100.0%
11-1-252-5996-000-3405-00000-119605-	MISC SUPPLIES & MATERIALS	38	-	-	-	-	100.0%
11-1-282-3510-000-3405-00000-119605-	OUTREACH/RECRUITMENT ADS	914	-	-	-	-	100.0%
11-1-282-3610-000-3405-00000-119605-	PRINTING	1,812	-	-	-	-	100.0%
11-1-283-3193-000-3405-00000-119605-	PURCHASE SERVICES-DATA	20,000	-	-	-	-	100.0%
11-1-283-3220-000-3405-00000-119605-	CONFERENCE EXPENSES	26,991	5,429	5,429	-	(5,429)	-100.0%
11-1-283-3510-000-3405-00000-119605-	ADVERTISING-STAFF	500	-	-	-	-	100.0%
11-1-411-8510-000-3405-00000-119605-	TRANSFER TO LOCALS-DISTRICTS	9,199,218	1,194,038	1,194,038	-	(1,194,038)	-100.0%
11-1-441-8510-000-3405-00000-119605-	TRANSFER TO LOCALS-FOR PROFIT	1,436,390	350,038	350,038	-	(350,038)	-100.0%
11-1-445-8510-000-3405-00000-119605-	TRANSFER TO LOCALS-NON PROFIT	1,666,230	316,603	316,603	-	(316,603)	-100.0%
TOTAL GSRP 24/25		12,791,569	2,209,960	2,209,960	-	(2,209,960)	-100.0%
119606 GSRP 25/26							
11-1-118-5990-000-3406-00000-119606-	LITTLE READ MATERIALS	-	2,000	1,454	146	(1,854)	-92.7%
11-1-221-1290-000-3406-00000-119606-	ECS (K CONKLE) .50	-	19,349	-	6,698	(12,651)	-65.4%
11-1-221-1291-000-3406-00000-119606-	ECS (K ROBERTS/WESTEDT) .80	-	45,000	21,733	10,054	(34,946)	-77.7%
11-1-221-1292-000-3406-00000-119606-	ECS (A DEKKER) .50	-	21,750	-	7,540	(14,210)	-65.3%

OTTAWA AREA ISD
ANNUAL BUDGET PLANNER

11 GENERAL FUND (ISD)	DESCRIPTION	2024-25 ACTUAL	2025-26 AMENDED	2025-26 YTD	2026-2027 PROPOSED	CHANGE	PCT CHANGE
11-1-221-1293-000-3406-00000-119606-	ECS (PEPPIN)1.0	-	36,202	-	-	(36,202)	-100.0%
11-1-221-1294-000-3406-00000-119606-	ECS (J DEVRIES) .70	-	25,988	-	9,010	(16,978)	-65.3%
11-1-221-1295-000-3406-00000-119606-	ECS (N ORME/GUST)	-	45,000	31,363	20,627	(24,373)	-54.2%
11-1-221-1296-000-3406-00000-119606-	ECS (VANDAM) 1.0	-	33,719	-	11,690	(22,029)	-65.3%
11-1-221-1297-000-3406-00000-119606-	ECS (R CRADDOCK)1.0	-	32,476	-	11,259	(21,217)	-65.3%
11-1-221-1298-000-3406-00000-119606-	ECS (R WORPEL)1.0	-	30,345	-	10,520	(19,825)	-65.3%
11-1-221-1299-000-3406-00000-119606-	ECS- (M DARDEN/T SEBOLT)	-	56,750	-	19,674	(37,076)	-65.3%
11-1-221-2110-000-3406-00000-119606-	LIFE INSURANCE	-	261	62	95	(166)	-63.6%
11-1-221-2120-000-3406-00000-119606-	LTD INSURANCE	-	866	217	360	(506)	-58.4%
11-1-221-2130-000-3406-00000-119606-	HEALTH INSURANCE	-	49,920	10,002	16,384	(33,536)	-67.2%
11-1-221-2132-000-3406-00000-119606-	HEALTH ADMIN FEES	-	64	8	20	(44)	-68.8%
11-1-221-2133-000-3406-00000-119606-	HEALTH SAVINGS ACCOUNT	-	1,937	2,930	3,590	1,653	85.3%
11-1-221-2140-000-3406-00000-119606-	DENTAL INSURANCE	-	11,891	1,369	2,552	(9,339)	-78.5%
11-1-221-2150-000-3406-00000-119606-	VISION INSURANCE	-	494	76	188	(306)	-61.9%
11-1-221-2310-000-3406-00000-119606-	TUITION	-	11,850	-	10,000	(1,850)	-15.6%
11-1-221-2820-000-3406-00000-119606-	RETIREMENT	-	92,131	13,778	32,123	(60,008)	-65.1%
11-1-221-2829-000-3406-00000-119606-	RETIREMENT - UNFUNDED	-	47,545	7,975	14,466	(33,079)	-69.6%
11-1-221-2830-000-3406-00000-119606-	FICA	-	24,636	3,986	8,191	(16,445)	-66.8%
11-1-221-2840-000-3406-00000-119606-	WORKERS COMP	-	456	69	78	(378)	-82.9%
11-1-221-2920-000-3406-00000-119606-	CASH IN LIEU	-	2,505	573	832	(1,673)	-66.8%
11-1-221-2921-000-3406-00000-119606-	CASH IN LIEU LIFE	-	1,040	-	344	(696)	-66.9%
11-1-221-3120-000-3406-00000-119606-	INSTRUCTIONAL PD P/S	-	2,500	550	5,000	2,500	100.0%
11-1-221-3210-000-3406-00000-119606-	LOCAL MILEAGE ECS	-	15,000	7,552	5,000	(10,000)	-66.7%
11-1-221-3221-000-3406-00000-119606-	INSERVICE TRAINING-FOOD	-	4,000	8,035	4,000	-	0.0%
11-1-221-3450-000-3406-00000-119606-	SOFTWARE LICENSES-ONLINE PQA	-	2,500	2,325	2,500	-	0.0%
11-1-221-4290-000-3406-00000-119606-	VENUE RENTAL	-	5,000	1,245	1,000	(4,000)	-80.0%
11-1-221-5996-000-3406-00000-119606-	MISC SUPPLIES & MATERIALS	-	5,000	6,167	7,500	2,500	50.0%
11-1-226-1170-000-3406-00000-119606-	DIRECTOR (T MANNES) .05	-	7,572	-	3,937	(3,635)	-48.0%
11-1-226-1172-000-3406-00000-119606-	COORDINATOR (C TAYLOR) 1.0	-	34,343	2,862	17,858	(16,485)	-48.0%
11-1-226-1173-000-3406-00000-119606-	COORD (J VISSER).80	-	38,500	3,208	20,020	(18,480)	-48.0%
11-1-226-1620-000-3406-00000-119606-	OFFICE ASST (N SARLI) .40	-	16,938	-	5,872	(11,066)	-65.3%
11-1-226-1790-000-3406-00000-119606-	CELL PHONE STIPENDS	-	552	-	262	(290)	-52.5%
11-1-226-2110-000-3406-00000-119606-	LIFE INSURANCE	-	56	8	27	(29)	-51.8%
11-1-226-2120-000-3406-00000-119606-	LTD INSURANCE	-	262	39	134	(128)	-48.9%
11-1-226-2130-000-3406-00000-119606-	HEALTH INSURANCE	-	23,490	1,303	9,986	(13,504)	-57.5%
11-1-226-2132-000-3406-00000-119606-	HEALTH ADMIN FEES	-	52	6	24	(28)	-53.8%
11-1-226-2133-000-3406-00000-119606-	HEALTH SAVINGS ACCOUNT	-	-	1,014	1,690	1,690	100.0%
11-1-226-2140-000-3406-00000-119606-	DENTAL INSURANCE	-	1,763	109	822	(941)	-53.4%
11-1-226-2150-000-3406-00000-119606-	VISION INSURANCE	-	125	8	60	(65)	-52.0%
11-1-226-2310-000-3406-00000-119606-	TUITION	-	3,060	-	2,000	(1,060)	-34.6%
11-1-226-2820-000-3406-00000-119606-	RETIREMENT	-	29,811	2,004	14,306	(15,505)	-52.0%
11-1-226-2829-000-3406-00000-119606-	RETIREMENT - UNFUNDED	-	15,021	1,007	6,443	(8,578)	-57.1%
11-1-226-2830-000-3406-00000-119606-	FICA	-	7,539	499	3,649	(3,890)	-51.6%

OTTAWA AREA ISD
ANNUAL BUDGET PLANNER

11 GENERAL FUND (ISD)	DESCRIPTION	2024-25 ACTUAL	2025-26 AMENDED	2025-26 YTD	2026-2027 PROPOSED	CHANGE	PCT CHANGE
11-1-226-2840-000-3406-00000-119606-	WORKERS COMP	-	145	9	66	(79)	-54.5%
11-1-226-2921-000-3406-00000-119606-	CASH IN LIEU LIFE	-	715	43	324	(391)	-54.7%
11-1-226-3190-000-3406-00000-119606-	CONTRACTED SERV-REFLECT SUPRV	-	990	-	330	(660)	-66.7%
11-1-226-3210-000-3406-00000-119606-	LOCAL MILEAGE 226	-	1,200	730	300	(900)	-75.0%
11-1-226-3610-000-3406-00000-119606-	PRINTING	-	200	-	200	-	0.0%
11-1-226-5996-000-3406-00000-119606-	MISC SUPPLIES & MATERIALS 226	-	500	-	500	-	0.0%
11-1-226-7410-000-3406-00000-119606-	DUES/FEES 226	-	500	-	100	(400)	-80.0%
11-1-227-3193-000-3406-00000-119606-	ASSESSMENT SUBSCRIPTIONS-PELI/	-	5,000	900	25,100	20,100	402.0%
11-1-227-3450-000-3406-00000-119606-	TS CLOUD CURRICULUM ASSESSMEN	-	5,000	-	45,000	40,000	800.0%
11-1-227-5110-000-3406-00000-119606-	ASSESSMENT MATERIALS	-	5,000	941	10,000	5,000	100.0%
11-1-252-1310-000-3406-00000-119606-	BUSINESS SERVICES (COPE)	-	23,757	1,980	12,354	(11,403)	-48.0%
11-1-252-1311-000-3406-00000-119606-	BUSINESS SERVICES NEW	-	32,500	1,223	11,259	(21,241)	-65.4%
11-1-252-1790-000-3406-00000-119606-	CELL PHONE STIPENDS	-	360	-	120	(240)	-66.7%
11-1-252-2110-000-3406-00000-119606-	LIFE INSURANCE	-	43	4	14	(29)	-67.4%
11-1-252-2120-000-3406-00000-119606-	LTD INSURANCE	-	167	19	69	(98)	-58.7%
11-1-252-2130-000-3406-00000-119606-	HEALTH INSURANCE	-	14,720	526	4,500	(10,220)	-69.4%
11-1-252-2132-000-3406-00000-119606-	HEALTH ADMIN FEES	-	-	1	-	-	100.0%
11-1-252-2133-000-3406-00000-119606-	HEALTH SAVINGS ACCOUNT	-	1,030	325	649	(381)	-37.0%
11-1-252-2140-000-3406-00000-119606-	DENTAL INSURANCE	-	1,116	48	360	(756)	-67.7%
11-1-252-2150-000-3406-00000-119606-	VISION INSURANCE	-	82	4	35	(47)	-57.3%
11-1-252-2820-000-3406-00000-119606-	RETIREMENT	-	16,856	958	7,084	(9,772)	-58.0%
11-1-252-2829-000-3406-00000-119606-	RETIREMENT - UNFUNDED	-	7,007	481	3,190	(3,817)	-54.5%
11-1-252-2830-000-3406-00000-119606-	FICA	-	4,318	230	1,806	(2,512)	-58.2%
11-1-252-2840-000-3406-00000-119606-	WORKERS COMP	-	115	5	45	(70)	-60.9%
11-1-252-2921-000-3406-00000-119606-	CASH IN LIEU LIFE	-	488	23	165	(323)	-66.2%
11-1-252-3210-000-3406-00000-119606-	MILEAGE	-	150	27	50	(100)	-66.7%
11-1-252-5996-000-3406-00000-119606-	MISC SUPPLIES & MATERIALS	-	100	-	50	(50)	-50.0%
11-1-282-3190-000-3406-00000-119606-	OUTREACH/RECRUITMENT P/S	-	20,000	-	1,500	(18,500)	-92.5%
11-1-282-3430-000-3406-00000-119606-	POSTAGE	-	4,000	2,445	1,000	(3,000)	-75.0%
11-1-282-3510-000-3406-00000-119606-	OUTREACH ADVERTISING	-	7,500	3,938	1,500	(6,000)	-80.0%
11-1-282-3610-000-3406-00000-119606-	PRINTING	-	7,500	8,818	1,000	(6,500)	-86.7%
11-1-282-5990-000-3406-00000-119606-	OUTREACH/RECRUITMENT MATERIA	-	1,000	-	1,000	-	0.0%
11-1-283-3190-000-3406-00000-119606-	FINGERPRINTING	-	375	-	500	125	33.3%
11-1-283-3192-000-3406-00000-119606-	CONTR SERV-DASHBOARD	-	10,000	-	100,000	90,000	900.0%
11-1-283-3193-000-3406-00000-119606-	P/S-ATTENDANCE TRACKING	-	20,000	-	20,000	-	0.0%
11-1-283-3220-000-3406-00000-119606-	CONFERENCE EXPENSES	-	30,000	10,611	10,000	(20,000)	-66.7%
11-1-283-3510-000-3406-00000-119606-	ADVERTISING-STAFF	-	500	-	500	-	0.0%
11-1-283-5410-000-3406-00000-119606-	SUBSCRIPTIONS-CEE ANNUAL ENRO	-	10,000	2,344	7,656	(2,344)	-23.4%
11-1-311-1290-000-3406-00000-119606-	ENROLLMENT SPECIALIST-KO 1.0	-	38,488	2,359	13,342	(25,146)	-65.3%
11-1-311-2110-000-3406-00000-119606-	LIFE INSURANCE	-	26	3	9	(17)	-65.4%
11-1-311-2120-000-3406-00000-119606-	LTD INSURANCE	-	108	12	37	(71)	-65.7%
11-1-311-2130-000-3406-00000-119606-	HEALTH INSURANCE	-	6,229	259	1,580	(4,649)	-74.6%
11-1-311-2133-000-3406-00000-119606-	HEALTH SAVINGS ACCOUNT	-	913	-	858	(55)	-6.0%

OTTAWA AREA ISD
ANNUAL BUDGET PLANNER

11 GENERAL FUND (ISD)	DESCRIPTION	2024-25 ACTUAL	2025-26 AMENDED	2025-26 YTD	2026-2027 PROPOSED	CHANGE	PCT CHANGE
11-1-311-2140-000-3406-00000-119606-	DENTAL INSURANCE	-	444	57	342	(102)	-23.0%
11-1-311-2150-000-3406-00000-119606-	VISION INSURANCE	-	85	5	30	(55)	-64.7%
11-1-311-2820-000-3406-00000-119606-	RETIREMENT	-	9,318	574	3,230	(6,088)	-65.3%
11-1-311-2829-000-3406-00000-119606-	RETIREMENT - UNFUNDED	-	5,782	354	1,803	(3,979)	-68.8%
11-1-311-2830-000-3406-00000-119606-	FICA	-	3,575	179	1,033	(2,542)	-71.1%
11-1-311-2840-000-3406-00000-119606-	WORKERS COMP	-	950	3	288	(662)	-69.7%
11-1-311-2920-000-3406-00000-119606-	CASH IN LIEU	-	2,812	-	-	(2,812)	-100.0%
11-1-311-2921-000-3406-00000-119606-	CIL-LIFE/LTC	-	487	27	163	(324)	-66.5%
11-1-411-8510-000-3406-00000-119606-	TRANSFER TO LOCALS-DISTRICTS	-	13,000,000	4,082,424	3,368,000	(9,632,000)	-74.1%
11-1-441-8510-000-3406-00000-119606-	TRANSFER TO LOCALS-FOR PROFIT	-	4,200,000	1,611,466	1,046,000	(3,154,000)	-75.1%
11-1-445-8510-000-3406-00000-119606-	TRANSFER TO LOCALS-NON PROFIT	-	3,428,000	1,551,419	506,000	(2,922,000)	-85.2%
TOTAL GSRP 25/26		-	21,737,410	7,419,311	5,519,573	(16,217,837)	-74.6%
119607 GSRP 26/27							
11-1-118-5990-000-3407-00000-119607-	LITTLE READ	-	-	-	1,500	1,500	100.0%
11-1-221-1290-000-3407-00000-119607-	ECS (K CONKLE) .50	-	-	-	30,185	30,185	100.0%
11-1-221-1291-000-3407-00000-119607-	ECS (B WESTEDT) 1.0	-	-	-	45,240	45,240	100.0%
11-1-221-1292-000-3407-00000-119607-	ECS (A DEKKER) .50	-	-	-	33,930	33,930	100.0%
11-1-221-1293-000-3407-00000-119607-	ECS (PEPPIN)1.0	-	-	-	48,750	48,750	100.0%
11-1-221-1294-000-3407-00000-119607-	ECS (J DEVRIES) .70	-	-	-	40,541	40,541	100.0%
11-1-221-1295-000-3407-00000-119607-	ECS (ORME 1.0 /GUST 1.0)	-	-	-	92,820	92,820	100.0%
11-1-221-1296-000-3407-00000-119607-	ECS (VANDAM) 1.0	-	-	-	52,601	52,601	100.0%
11-1-221-1297-000-3407-00000-119607-	ECS (R CRADDOCK)1.0	-	-	-	50,661	50,661	100.0%
11-1-221-1298-000-3407-00000-119607-	ECS (R WORPEL)1.0	-	-	-	47,339	47,339	100.0%
11-1-221-1299-000-3407-00000-119607-	ECS (M DARDEN 1.0 /SEBOLT .50	-	-	-	88,530	88,530	100.0%
11-1-221-2110-000-3407-00000-119607-	LIFE INSURANCE	-	-	-	436	436	100.0%
11-1-221-2120-000-3407-00000-119607-	LTD INSURANCE	-	-	-	1,492	1,492	100.0%
11-1-221-2130-000-3407-00000-119607-	HEALTH INSURANCE	-	-	-	88,723	88,723	100.0%
11-1-221-2132-000-3407-00000-119607-	HEALTH ADMIN FEES	-	-	-	114	114	100.0%
11-1-221-2133-000-3407-00000-119607-	HEALTH SAVINGS ACCOUNT	-	-	-	13,311	13,311	100.0%
11-1-221-2140-000-3407-00000-119607-	DENTAL INSURANCE	-	-	-	10,803	10,803	100.0%
11-1-221-2150-000-3407-00000-119607-	VISION INSURANCE	-	-	-	835	835	100.0%
11-1-221-2310-000-3407-00000-119607-	TUITION	-	-	-	12,000	12,000	100.0%
11-1-221-2820-000-3407-00000-119607-	RETIREMENT	-	-	-	150,524	150,524	100.0%
11-1-221-2829-000-3407-00000-119607-	RETIREMENT - UNFUNDED	-	-	-	71,684	71,684	100.0%
11-1-221-2830-000-3407-00000-119607-	FICA	-	-	-	40,962	40,962	100.0%
11-1-221-2840-000-3407-00000-119607-	WORKERS COMP	-	-	-	756	756	100.0%
11-1-221-2920-000-3407-00000-119607-	CASH IN LIEU	-	-	-	3,785	3,785	100.0%
11-1-221-2921-000-3407-00000-119607-	CASH IN LIEU LIFE	-	-	-	1,560	1,560	100.0%
11-1-221-3120-000-3407-00000-119607-	INSTRUCTIONAL PD P/S	-	-	-	3,750	3,750	100.0%

OTTAWA AREA ISD
ANNUAL BUDGET PLANNER

11 GENERAL FUND (ISD)	DESCRIPTION	2024-25 ACTUAL	2025-26 AMENDED	2025-26 YTD	2026-2027 PROPOSED	CHANGE	PCT CHANGE
11-1-221-3210-000-3407-00000-119607-	LOCAL MILEAGE ECS	-	-	-	15,000	15,000	100.0%
11-1-221-3221-000-3407-00000-119607-	INSERVICE TRAINING-FOOD	-	-	-	6,000	6,000	100.0%
11-1-221-3450-000-3407-00000-119607-	SOFTWARE LICENSES-ONLINE PQA	-	-	-	3,750	3,750	100.0%
11-1-221-4290-000-3407-00000-119607-	VENUE RENTAL	-	-	-	3,750	3,750	100.0%
11-1-221-5996-000-3407-00000-119607-	MISC SUPPLIES & MATERIALS	-	-	-	11,250	11,250	100.0%
11-1-226-1160-000-3407-00000-119607-	DIRECTOR (T MANNES) .10	-	-	-	11,811	11,811	100.0%
11-1-226-1172-000-3407-00000-119607-	COORDINATOR (C TAYLOR) .80	-	-	-	53,575	53,575	100.0%
11-1-226-1173-000-3407-00000-119607-	COORD (J VISSER).60	-	-	-	60,060	60,060	100.0%
11-1-226-1620-000-3407-00000-119607-	OFFICE ASST (N SARLI) .40	-	-	-	17,615	17,615	100.0%
11-1-226-1790-000-3407-00000-119607-	CELL PHONE STIPENDS	-	-	-	828	828	100.0%
11-1-226-2110-000-3407-00000-119607-	LIFE INSURANCE	-	-	-	79	79	100.0%
11-1-226-2120-000-3407-00000-119607-	LTD INSURANCE	-	-	-	400	400	100.0%
11-1-226-2130-000-3407-00000-119607-	HEALTH INSURANCE	-	-	-	30,405	30,405	100.0%
11-1-226-2132-000-3407-00000-119607-	HEALTH ADMIN FEES	-	-	-	71	71	100.0%
11-1-226-2133-000-3407-00000-119607-	HEALTH SAVINGS ACCOUNT	-	-	-	2,535	2,535	100.0%
11-1-226-2140-000-3407-00000-119607-	DENTAL INSURANCE	-	-	-	2,463	2,463	100.0%
11-1-226-2150-000-3407-00000-119607-	VISION INSURANCE	-	-	-	181	181	100.0%
11-1-226-2310-000-3407-00000-119607-	TUITION	-	-	-	3,750	3,750	100.0%
11-1-226-2820-000-3407-00000-119607-	RETIREMENT	-	-	-	39,356	39,356	100.0%
11-1-226-2829-000-3407-00000-119607-	RETIREMENT - UNFUNDED	-	-	-	19,328	19,328	100.0%
11-1-226-2830-000-3407-00000-119607-	FICA	-	-	-	11,048	11,048	100.0%
11-1-226-2840-000-3407-00000-119607-	WORKERS COMP	-	-	-	214	214	100.0%
11-1-226-2921-000-3407-00000-119607-	CASH IN LIEU LIFE	-	-	-	975	975	100.0%
11-1-226-3190-000-3407-00000-119607-	CONTRACTED SERV-REFLECT SUPRV	-	-	-	825	825	100.0%
11-1-226-3210-000-3407-00000-119607-	LOCAL MILEAGE 226	-	-	-	1,125	1,125	100.0%
11-1-226-3610-000-3407-00000-119607-	PRINTING	-	-	-	150	150	100.0%
11-1-226-5996-000-3407-00000-119607-	MISC SUPPLIES & MATERIALS 226	-	-	-	375	375	100.0%
11-1-226-7410-000-3407-00000-119607-	DUES/FEES 226	-	-	-	150	150	100.0%
11-1-227-3193-000-3407-00000-119607-	ASSESSMENT SUBSCRIPTIONS-PELI/	-	-	-	19,500	19,500	100.0%
11-1-227-3450-000-3407-00000-119607-	TS CLOUD CURRICULUM ASSESSMEN	-	-	-	37,500	37,500	100.0%
11-1-227-5110-000-3407-00000-119607-	ASSESSMENT MATERIALS	-	-	-	11,250	11,250	100.0%
11-1-252-1310-000-3407-00000-119607-	BUSINESS SERVICES (COPE)	-	-	-	37,059	37,059	100.0%
11-1-252-1311-000-3407-00000-119607-	BUSINESS SERVICES NEW	-	-	-	35,100	35,100	100.0%
11-1-252-1790-000-3407-00000-119607-	CELL PHONE STIPENDS	-	-	-	360	360	100.0%
11-1-252-2110-000-3407-00000-119607-	LIFE INSURANCE	-	-	-	43	43	100.0%
11-1-252-2120-000-3407-00000-119607-	LTD INSURANCE	-	-	-	198	198	100.0%
11-1-252-2130-000-3407-00000-119607-	HEALTH INSURANCE	-	-	-	11,655	11,655	100.0%
11-1-252-2132-000-3407-00000-119607-	HEALTH ADMIN FEES	-	-	-	18	18	100.0%
11-1-252-2133-000-3407-00000-119607-	HEALTH SAVINGS ACCOUNT	-	-	-	975	975	100.0%
11-1-252-2140-000-3407-00000-119607-	DENTAL INSURANCE	-	-	-	1,026	1,026	100.0%
11-1-252-2150-000-3407-00000-119607-	VISION INSURANCE	-	-	-	91	91	100.0%
11-1-252-2820-000-3407-00000-119607-	RETIREMENT	-	-	-	19,851	19,851	100.0%
11-1-252-2829-000-3407-00000-119607-	RETIREMENT - UNFUNDED	-	-	-	9,749	9,749	100.0%

OTTAWA AREA ISD
ANNUAL BUDGET PLANNER

11 GENERAL FUND (ISD)	DESCRIPTION	2024-25 ACTUAL	2025-26 AMENDED	2025-26 YTD	2026-2027 PROPOSED	CHANGE	PCT CHANGE
11-1-252-2830-000-3407-00000-119607-	FICA	-	-	-	5,541	5,541	100.0%
11-1-252-2840-000-3407-00000-119607-	WORKERS COMP	-	-	-	126	126	100.0%
11-1-252-2921-000-3407-00000-119607-	CASH IN LIEU LIFE	-	-	-	488	488	100.0%
11-1-252-3210-000-3407-00000-119607-	MILEAGE	-	-	-	75	75	100.0%
11-1-252-5996-000-3407-00000-119607-	MISC SUPPLIES & MATERIALS	-	-	-	75	75	100.0%
11-1-282-3190-000-3407-00000-119607-	OUTREACH/RECRUITMENT P/S	-	-	-	7,500	7,500	100.0%
11-1-282-3430-000-3407-00000-119607-	POSTAGE	-	-	-	3,750	3,750	100.0%
11-1-282-3510-000-3407-00000-119607-	OUTREACH ADVERTISING	-	-	-	7,500	7,500	100.0%
11-1-282-3610-000-3407-00000-119607-	OUTREACH PRINTING	-	-	-	14,250	14,250	100.0%
11-1-282-5990-000-3407-00000-119607-	OUTREACH/RECRUITMENT MATERIALS	-	-	-	750	750	100.0%
11-1-283-3190-000-3407-00000-119607-	FINGERPRINTING	-	-	-	375	375	100.0%
11-1-283-3192-000-3407-00000-119607-	DATA DASHBOARD CONTRACT	-	-	-	18,750	18,750	100.0%
11-1-283-3193-000-3407-00000-119607-	ATTENDANCE TRACKING CONTRACT	-	-	-	3,750	3,750	100.0%
11-1-283-3220-000-3407-00000-119607-	CONFERENCE EXPENSES	-	-	-	27,000	27,000	100.0%
11-1-283-3510-000-3407-00000-119607-	ADVERTISING STAFF	-	-	-	375	375	100.0%
11-1-283-5410-000-3407-00000-119607-	ENROLLMENT SUBSCRIPTION	-	-	-	7,500	7,500	100.0%
11-1-311-1290-000-3407-00000-119607-	ENROLLMENT SPECIALIST (KO)	-	-	-	40,028	40,028	100.0%
11-1-311-2110-000-3407-00000-119607-	LIFE INSURANCE	-	-	-	26	26	100.0%
11-1-311-2120-000-3407-00000-119607-	LTD INSURANCE	-	-	-	112	112	100.0%
11-1-311-2130-000-3407-00000-119607-	HEALTH INSURANCE	-	-	-	4,740	4,740	100.0%
11-1-311-2133-000-3407-00000-119607-	HEALTH SAVINGS ACCOUNT	-	-	-	1,287	1,287	100.0%
11-1-311-2140-000-3407-00000-119607-	DENTAL INSURANCE	-	-	-	1,026	1,026	100.0%
11-1-311-2150-000-3407-00000-119607-	VISION INSURANCE	-	-	-	91	91	100.0%
11-1-311-2820-000-3407-00000-119607-	RETIREMENT	-	-	-	9,691	9,691	100.0%
11-1-311-2829-000-3407-00000-119607-	RETIREMENT - UNFUNDED	-	-	-	5,408	5,408	100.0%
11-1-311-2830-000-3407-00000-119607-	FICA	-	-	-	3,099	3,099	100.0%
11-1-311-2840-000-3407-00000-119607-	WORKERS COMP	-	-	-	863	863	100.0%
11-1-311-2921-000-3407-00000-119607-	CASH IN LIEU LIFE	-	-	-	488	488	100.0%
11-1-411-8510-000-3407-00000-119607-	TRANSFER TO LOCALS-DISTRICTS	-	-	-	12,276,116	12,276,116	100.0%
11-1-441-8510-000-3407-00000-119607-	TRANSFER TO LOCALS-FOR PROFIT	-	-	-	4,286,606	4,286,606	100.0%
11-1-445-8510-000-3407-00000-119607-	TRANSFER TO LOCALS-NON PROFIT	-	-	-	2,950,995	2,950,995	100.0%
11-1-611-9990-000-3407-00000-119607-	INDIRECT	-	-	-	150,000	150,000	100.0%
TOTAL GSRP 26/27		-	-	-	21,242,657	21,242,657	100.0%
119614 GSRP							
11-1-221-5110-000-3404-00000-119614-	TEACHING SUPPLIES - CONSUMABLE	152,095	-	-	-	-	100.0%
TOTAL GSRP		152,095	-	-	-	-	100.0%
119624 GSRP							

OTTAWA AREA ISD
ANNUAL BUDGET PLANNER

11 GENERAL FUND (ISD)	DESCRIPTION	2024-25 ACTUAL	2025-26 AMENDED	2025-26 YTD	2026-2027 PROPOSED	CHANGE	PCT CHANGE
11-1-441-8510-000-3404-00000-119624-	TRANSFER TO LOCALS-FOR PROFIT	12,809	-	-	-	-	100.0%
TOTAL GSRP		12,809	-	-	-	-	100.0%
119626 GSRP							
11-1-411-8510-000-3406-00000-119626-	TRANSFER TO LOCALS-SUB GRANTE	-	-	56,619	45,000	45,000	100.0%
11-1-441-8510-000-3406-00000-119626-	TRANSFER TO LOCALS-FOR PROFIT	-	-	34,696	20,000	20,000	100.0%
11-1-445-8510-000-3406-00000-119626-	TRANSFER TO LOCALS-NON PROFIT	-	-	53,886	10,000	10,000	100.0%
TOTAL GSRP		-	-	145,201	75,000	75,000	100.0%
119634 GSRP FED EXP CARRY OVE							
11-1-411-8510-000-3404-00000-119634-	TRANSFER TO LOCALS-DISTRICTS	297,048	-	-	-	-	100.0%
11-1-441-8510-000-3404-00000-119634-	TRANSFER TO LOCALS-FOR PROFIT	75,000	-	-	-	-	100.0%
11-1-445-8510-000-3404-00000-119634-	TRANSFER TO LOCALS-NON PROFIT	174,255	-	-	-	-	100.0%
TOTAL GSRP FED EXP CARRY OVE		546,303	-	-	-	-	100.0%
119635 GSRP FED EXP CARRY OVE							
11-1-411-8510-000-3404-00000-119635-	TRANSFER TO LOCALS-DISTRICTS	840,100	-	-	-	-	100.0%
11-1-441-8510-000-3404-00000-119635-	TRANSFER TO LOCALS-FOR PROFIT	117,844	-	-	-	-	100.0%
11-1-445-8510-000-3404-00000-119635-	TRANSFER TO LOCALS-NON PROFIT	172,425	-	-	-	-	100.0%
TOTAL GSRP FED EXP CARRY OVE		1,130,368	-	-	-	-	100.0%
119636 GSRP FED EXP CARRY OVE							
11-1-411-8510-000-3406-00000-119636-	TRANSFER TO LOCALS-DISTRICTS	-	529,500	171,711	-	(529,500)	-100.0%
11-1-441-8510-000-3406-00000-119636-	TRANSFER TO LOCALS-FOR PROFIT	-	240,000	268,010	-	(240,000)	-100.0%
11-1-445-8510-000-3406-00000-119636-	TRANSFER TO LOCALS-NON PROFIT	-	360,000	154,545	-	(360,000)	-100.0%
TOTAL GSRP FED EXP CARRY OVE		-	1,129,500	594,265	-	(1,129,500)	-100.0%
119644 GSRP FED EXP CARRY OVE							

OTTAWA AREA ISD
ANNUAL BUDGET PLANNER

11 GENERAL FUND (ISD)	DESCRIPTION	2024-25 ACTUAL	2025-26 AMENDED	2025-26 YTD	2026-2027 PROPOSED	CHANGE	PCT CHANGE
	11-1-411-8510-000-3404-00000-119644-	25,915	-	-	-	-	100.0%
	11-1-441-8510-000-3404-00000-119644-	722	-	-	-	-	100.0%
	11-1-445-8510-000-3404-00000-119644-	1,173	-	-	-	-	100.0%
	TOTAL GSRP FED EXP CARRY OVE	27,811	-	-	-	-	100.0%
	119645 GSRP CURR						
	11-1-221-5110-000-3405-00000-119645-	103,756	-	-	-	-	100.0%
	11-1-227-5110-000-3405-00000-119645-	6,075	-	-	-	-	100.0%
	TOTAL GSRP CURR	109,831	-	-	-	-	100.0%
	119664						
	11-1-221-5110-000-3404-00000-119664-	10,849	-	-	-	-	100.0%
	11-1-227-3450-000-3404-00000-119664-	2,000	-	-	-	-	100.0%
	TOTAL 119664	12,849	-	-	-	-	100.0%
	119674 23D GSRP TRANSPORTATION						
	11-1-411-8510-000-3404-00000-119674-	8,870	-	-	-	-	100.0%
	11-1-441-8510-000-3404-00000-119674-	849	-	-	-	-	100.0%
	11-1-445-8510-000-3404-00000-119674-	6,024	-	-	-	-	100.0%
	TOTAL 32d GSRP TRANSPORTATION	15,743	-	-	-	-	100.0%
	119675 23D GSRP TRANSPORTATION						
	11-1-411-8510-000-3405-00000-119675-	394,587	59,846	59,846	-	(59,846)	-100.0%
	11-1-441-8510-000-3405-00000-119675-	29,700	-	-	-	-	100.0%
	11-1-445-8510-000-3405-00000-119675-	29,234	2,992	2,992	-	(2,992)	-100.0%
	TOTAL 32d GSRP TRANSPORTATION	453,520	62,838	62,838	-	(62,838)	-100.0%
	119676 23D GSRP TRANSPORTATION						

OTTAWA AREA ISD
ANNUAL BUDGET PLANNER

11 GENERAL FUND (ISD)	DESCRIPTION	2024-25 ACTUAL	2025-26 AMENDED	2025-26 YTD	2026-2027 PROPOSED	CHANGE	PCT CHANGE
11-1-252-1310-000-3406-00000-119676-	ACCOUNTING	-	14,188	3,009	1,419	(12,769)	-90.0%
11-1-252-1790-000-3406-00000-119676-	CELL PHONE STIPENDS	-	72	15	8	(64)	-88.9%
11-1-252-2110-000-3406-00000-119676-	LIFE INSURANCE	-	9	2	1	(8)	-88.9%
11-1-252-2120-000-3406-00000-119676-	LTD INSURANCE	-	40	9	4	(36)	-90.0%
11-1-252-2130-000-3406-00000-119676-	HEALTH INSURANCE	-	2,221	444	222	(1,999)	-90.0%
11-1-252-2133-000-3406-00000-119676-	HEALTH SAVINGS ACCOUNT	-	224	-	23	(201)	-89.7%
11-1-252-2140-000-3406-00000-119676-	DENTAL INSURANCE	-	200	43	20	(180)	-90.0%
11-1-252-2150-000-3406-00000-119676-	VISION INSURANCE	-	17	4	2	(15)	-88.2%
11-1-252-2820-000-3406-00000-119676-	RETIREMENT	-	4,244	900	424	(3,820)	-90.0%
11-1-252-2829-000-3406-00000-119676-	RETIREMENT - UNFUNDED	-	2,131	452	192	(1,939)	-91.0%
11-1-252-2830-000-3406-00000-119676-	FICA	-	1,094	217	109	(985)	-90.0%
11-1-252-2840-000-3406-00000-119676-	WORKERS COMP	-	27	6	3	(24)	-88.9%
11-1-252-2921-000-3406-00000-119676-	CIL-LIFE/LTC	-	97	21	10	(87)	-89.7%
11-1-271-8510-000-3406-00000-119676-	TRANSFER TO LOCALS-SET ASIDE	-	10,000	-	9,616	(384)	-3.8%
11-1-411-8510-000-3406-00000-119676-	TRANSFER TO LOCALS-DISTRICTS	-	421,930	79,242	35,000	(386,930)	-91.7%
11-1-441-8510-000-3406-00000-119676-	TRANSFER TO LOCALS-FOR PROFIT	-	123,160	73,776	11,000	(112,160)	-91.1%
11-1-445-8510-000-3406-00000-119676-	TRANSFER TO LOCALS-NON PROFIT	-	69,014	22,991	6,000	(63,014)	-91.3%
TOTAL 32d GSRP TRANSPORTATION		-	648,668	181,130	64,053	(584,615)	-90.1%
119677 32D GSRP TRANSPORTATION							
11-1-271-8510-000-3407-00000-119677-	HOMELESS SET ASIDE	-	-	-	10,000	10,000	100.0%
11-1-411-8510-000-3407-00000-119677-	TRANSFER TO LOCALS-DISTRICTS	-	-	-	422,000	422,000	100.0%
11-1-441-8510-000-3407-00000-119677-	TRANSFER TO LOCALS-FOR PROFIT	-	-	-	124,000	124,000	100.0%
11-1-445-8510-000-3407-00000-119677-	TRANSFER TO LOCALS-NON PROFIT	-	-	-	79,052	79,052	100.0%
11-1-611-9990-000-3407-00000-119677-	INDIRECT	-	-	-	24,948	24,948	100.0%
TOTAL 32d GSRP TRANSPORTATION		-	-	-	660,000	660,000	100.0%
119384 32d GSRP TRANSPORTATION C/O							
11-1-411-8510-000-3404-00000-119684-	TRANSFER TO LOCALS-DISTRICTS	16,757	-	-	-	-	100.0%
11-1-445-8510-000-3404-00000-119684-	TRANSFER TO LOCALS-NON PROFIT	25,626	-	-	-	-	100.0%
TOTAL 119684 32d GSRP TRANSP C/O		42,383	-	-	-	-	100.0%
119685 32d GSRP TRANSPORTATION C/O							
11-1-411-8510-000-3405-00000-119685-	TRANSFER TO LOCALS-DISTRICTS	-	45,191	37,191	-	(45,191)	-100.0%

OTTAWA AREA ISD
ANNUAL BUDGET PLANNER

11 GENERAL FUND (ISD)	DESCRIPTION	2024-25 ACTUAL	2025-26 AMENDED	2025-26 YTD	2026-2027 PROPOSED	CHANGE	PCT CHANGE
11-1-441-8510-000-3405-00000-119685-	TRANSFER TO LOCALS-FOR PROFIT	-	4,455	4,455	-	(4,455)	-100.0%
11-1-445-8510-000-3405-00000-119685-	TRANSFER TO LOCALS-NON PROFIT	-	5,100	5,100	-	(5,100)	-100.0%
TOTAL 119685 32d GSRP TRANSP C/O		-	54,746	46,746	-	(54,746)	-100.0%
119686 32d GSRP TRANSPORTATION C/O							
11-1-411-8510-000-3406-00000-119686-	TRANSFER TO LOCALS-DISTRICTS	-	-	-	5,000	5,000	100.0%
11-1-441-8510-000-3406-00000-119686-	TRANSFER TO LOCALS-FOR PROFIT	-	-	-	2,000	2,000	100.0%
11-1-445-8510-000-3406-00000-119686-	TRANSFER TO LOCALS-NON PROFIT	-	-	-	2,850	2,850	100.0%
11-1-611-9990-000-3406-00000-119686-	INDIRECT	-	-	-	150	150	100.0%
TOTAL 119686 32d GSRP TRANSP C/O		-	-	-	10,000	10,000	100.0%
119704 32d FY 23 GSRP CARRY OVER							
11-1-118-5990-000-3404-00000-119704-	LITTLE READ MATERIALS	1,296	-	-	-	-	100.0%
11-1-221-1290-000-3404-00000-119704-	ECS (K CONKLE) .50	12,602	-	-	-	-	100.0%
11-1-221-1291-000-3404-00000-119704-	ECS (K ROBERTS) .80	22,654	-	-	-	-	100.0%
11-1-221-1292-000-3404-00000-119704-	ECS (A DEKKER) .50	14,937	-	-	-	-	100.0%
11-1-221-1293-000-3404-00000-119704-	ECS (K PEPPIN) 1.0	28,064	-	-	-	-	100.0%
11-1-221-1295-000-3404-00000-119704-	ECS (J WINGERT) .80	22,400	-	-	-	-	100.0%
11-1-221-1296-000-3404-00000-119704-	ECS (D VANDAM) 1.0	25,334	-	-	-	-	100.0%
11-1-221-2110-000-3404-00000-119704-	LIFE INSURANCE	199	-	-	-	-	100.0%
11-1-221-2120-000-3404-00000-119704-	LTD INSURANCE	695	-	-	-	-	100.0%
11-1-221-2130-000-3404-00000-119704-	HEALTH INSURANCE	29,908	-	-	-	-	100.0%
11-1-221-2132-000-3404-00000-119704-	HEALTH ADMIN FEES	61	-	-	-	-	100.0%
11-1-221-2133-000-3404-00000-119704-	HEALTH SAVINGS ACCOUNT	1,370	-	-	-	-	100.0%
11-1-221-2140-000-3404-00000-119704-	DENTAL INSURANCE	4,005	-	-	-	-	100.0%
11-1-221-2150-000-3404-00000-119704-	VISION INSURANCE	334	-	-	-	-	100.0%
11-1-221-2310-000-3404-00000-119704-	TUITION REIMBURSEMENT	2,995	-	-	-	-	100.0%
11-1-221-2820-000-3404-00000-119704-	RETIREMENT	62,290	-	-	-	-	100.0%
11-1-221-2828-000-3404-00000-119704-	ORS 3% REIMBURSEMENT	2,493	-	-	-	-	100.0%
11-1-221-2829-000-3404-00000-119704-	RETIREMENT - UNFUNDED	22,867	-	-	-	-	100.0%
11-1-221-2830-000-3404-00000-119704-	FICA	15,182	-	-	-	-	100.0%
11-1-221-2840-000-3404-00000-119704-	WORKERS COMP	424	-	-	-	-	100.0%
11-1-221-2921-000-3404-00000-119704-	CASH IN LIEU LIFE	789	-	-	-	-	100.0%
11-1-221-3210-000-3404-00000-119704-	MILEAGE 221	8,067	-	-	-	-	100.0%

OTTAWA AREA ISD
ANNUAL BUDGET PLANNER

11 GENERAL FUND (ISD)	DESCRIPTION	2024-25 ACTUAL	2025-26 AMENDED	2025-26 YTD	2026-2027 PROPOSED	CHANGE	PCT CHANGE
11-1-221-5996-000-3404-00000-119704-	MISC SUPPLIES & MATERIALS 221	6,700	-	-	-	-	100.0%
11-1-226-1170-000-3404-00000-119704-	DIRECTOR (T MANNES) .05	3,640	-	-	-	-	100.0%
11-1-226-1172-000-3404-00000-119704-	COORDINATOR (C TAYLOR) 1.0	33,022	-	-	-	-	100.0%
11-1-226-1173-000-3404-00000-119704-	COORDINATOR (J VISSER) 1.0	28,800	-	-	-	-	100.0%
11-1-226-1620-000-3404-00000-119704-	OFFICE ASSISTANT (N SARLI) .20	10,733	-	-	-	-	100.0%
11-1-226-1790-000-3404-00000-119704-	CELL PHONE STIPENDS	575	-	-	-	-	100.0%
11-1-226-2110-000-3404-00000-119704-	LIFE INSURANCE	53	-	-	-	-	100.0%
11-1-226-2120-000-3404-00000-119704-	LTD INSURANCE	266	-	-	-	-	100.0%
11-1-226-2130-000-3404-00000-119704-	HEALTH INSURANCE	21,216	-	-	-	-	100.0%
11-1-226-2132-000-3404-00000-119704-	HEALTH ADMIN FEES	44	-	-	-	-	100.0%
11-1-226-2140-000-3404-00000-119704-	DENTAL INSURANCE	1,604	-	-	-	-	100.0%
11-1-226-2150-000-3404-00000-119704-	VISION INSURANCE	108	-	-	-	-	100.0%
11-1-226-2310-000-3404-00000-119704-	TUITION REIMBURSEMENT	3,560	-	-	-	-	100.0%
11-1-226-2820-000-3404-00000-119704-	RETIREMENT	27,333	-	-	-	-	100.0%
11-1-226-2829-000-3404-00000-119704-	RETIREMENT - UNFUNDED	9,662	-	-	-	-	100.0%
11-1-226-2830-000-3404-00000-119704-	FICA	6,478	-	-	-	-	100.0%
11-1-226-2840-000-3404-00000-119704-	WORKERS COMP	132	-	-	-	-	100.0%
11-1-226-2921-000-3404-00000-119704-	CASH IN LIEU LIFE	664	-	-	-	-	100.0%
11-1-226-3210-000-3404-00000-119704-	MILEAGE 226	1,037	-	-	-	-	100.0%
11-1-226-5996-000-3404-00000-119704-	MISC SUPPLIES & MATERIALS 226	361	-	-	-	-	100.0%
11-1-252-1310-000-3404-00000-119704-	BUSINESS SERVICES (COPE).40	18,084	-	-	-	-	100.0%
11-1-252-1790-000-3404-00000-119704-	CELL PHONE STIPEND	94	-	-	-	-	100.0%
11-1-252-2110-000-3404-00000-119704-	LIFE INSURANCE	11	-	-	-	-	100.0%
11-1-252-2120-000-3404-00000-119704-	LTD INSURANCE	55	-	-	-	-	100.0%
11-1-252-2130-000-3404-00000-119704-	HEALTH INSURANCE	1,302	-	-	-	-	100.0%
11-1-252-2133-000-3404-00000-119704-	HEALTH SAVINGS ACCOUNT	224	-	-	-	-	100.0%
11-1-252-2140-000-3404-00000-119704-	DENTAL INSURANCE	115	-	-	-	-	100.0%
11-1-252-2150-000-3404-00000-119704-	VISION INSURANCE	21	-	-	-	-	100.0%
11-1-252-2820-000-3404-00000-119704-	RETIREMENT	5,671	-	-	-	-	100.0%
11-1-252-2829-000-3404-00000-119704-	RETIREMENT - UNFUNDED	2,011	-	-	-	-	100.0%
11-1-252-2830-000-3404-00000-119704-	FICA	1,308	-	-	-	-	100.0%
11-1-252-2840-000-3404-00000-119704-	WORKERS COMP	27	-	-	-	-	100.0%
11-1-252-2921-000-3404-00000-119704-	CASH IN LIEU LIFE	129	-	-	-	-	100.0%
11-1-411-8510-000-3404-00000-119704-	TRANSFER TO DISTRICTS	285,893	-	-	-	-	100.0%
11-1-441-8510-000-3404-00000-119704-	TRANSFER TO FOR PROFIT CBO	172,346	-	-	-	-	100.0%
11-1-445-8510-000-3404-00000-119704-	TRANSFER TO NON-PROFIT CBO	47,657	-	-	-	-	100.0%
11-1-221-1294-000-3404-00000-119704-	ECS (J DEVRIES)	19,526	-	-	-	-	100.0%
11-1-221-1297-000-3404-00000-119704-	ECS (R CRADDOCK) 1.0	27,958	-	-	-	-	100.0%
11-1-221-1298-000-3404-00000-119704-	ECS (R WORPEL) 1.0	29,857	-	-	-	-	100.0%
11-1-221-2920-000-3404-00000-119704-	CASH IN LIEU	1,620	-	-	-	-	100.0%
11-1-221-3120-000-3404-00000-119704-	INSERVICE TRAINING-INSTRUCT PD	1,300	-	-	-	-	100.0%
11-1-226-1171-000-3404-00000-119704-	COORDINATOR (M SCHMIDT) .10	10,963	-	-	-	-	100.0%
11-1-226-3190-000-3404-00000-119704-	CONTRACTED SERVICES	880	-	-	-	-	100.0%

OTTAWA AREA ISD
ANNUAL BUDGET PLANNER

11 GENERAL FUND (ISD)	DESCRIPTION	2024-25 ACTUAL	2025-26 AMENDED	2025-26 YTD	2026-2027 PROPOSED	CHANGE	PCT CHANGE
11-1-227-3193-000-3404-00000-119704-	ASSESSMENT -PORTFOLOIS	20,073	-	-	-	-	100.0%
11-1-227-3450-000-3404-00000-119704-	SOFTWARE LICENSES-CLOUD/PELI	36,921	-	-	-	-	100.0%
11-1-282-3430-000-3404-00000-119704-	POSTAGE	1,895	-	-	-	-	100.0%
11-1-282-3510-000-3404-00000-119704-	ADVERTISING	3,640	-	-	-	-	100.0%
11-1-282-3610-000-3404-00000-119704-	OUTREACH PRINTING	2,466	-	-	-	-	100.0%
11-1-282-5990-000-3404-00000-119704-	OUTREACH/RECRUIT MATERIALS	497	-	-	-	-	100.0%
11-1-283-3220-000-3404-00000-119704-	CONFERENCE EXPENSE	9,937	-	-	-	-	100.0%
11-1-226-2828-000-3404-00000-119704-	ORS 3% REIMBURSEMENT	2,629	-	-	-	-	100.0%
TOTAL 32d GSRP FY 23CARRY OVER		1,140,061	-	-	-	-	73
119705 32d FY 24 GSRP CARRY OVER							
11-1-221-1290-000-3405-00000-119705-	ECS (K CONKLE) .50	-	19,350	13,955	-	(19,350)	-100.0%
11-1-221-1291-000-3405-00000-119705-	ECS (K ROBERTS) .80	-	464	464	-	(464)	-100.0%
11-1-221-1292-000-3405-00000-119705-	ECS (A DEKKER) .50	-	21,750	21,825	-	(21,750)	-100.0%
11-1-221-1293-000-3405-00000-119705-	ECS (K PEPPIN) 1.0	-	36,202	36,573	-	(36,202)	-100.0%
11-1-221-1295-000-3405-00000-119705-	ECS (J WINGERT) .80	-	15,000	-	-	(15,000)	-100.0%
11-1-221-1294-000-3405-00000-119705-	ECS (J DEVRIES) .70	-	25,988	25,988	-	(25,988)	-100.0%
11-1-221-1296-000-3405-00000-119705-	ECS (D VANDAM) 1.0	-	33,719	36,529	-	(33,719)	-100.0%
11-1-221-1297-000-3405-00000-119705-	ECS (R CRADDOCK) 1.0	-	32,475	32,475	-	(32,475)	-100.0%
11-1-221-1298-000-3405-00000-119705-	ECS (R WORPEL) 1.0	-	30,345	30,346	-	(30,345)	-100.0%
11-1-221-1299-000-3405-00000-119705-	ESC (DARDEN/SEBOLT)	-	56,750	61,479	-	(56,750)	-100.0%
11-1-221-2110-000-3405-00000-119705-	LIFE INSURANCE	-	250	249	-	(250)	-100.0%
11-1-221-2120-000-3405-00000-119705-	LTD INSURANCE	-	865	920	-	(865)	-100.0%
11-1-221-2130-000-3405-00000-119705-	HEALTH INSURANCE	-	49,860	37,867	-	(49,860)	-100.0%
11-1-221-2132-000-3405-00000-119705-	HEALTH ADMIN FEES	-	63	62	-	(63)	-100.0%
11-1-221-2133-000-3405-00000-119705-	HEALTH SAVINGS ACCOUNT	-	1,900	1,900	-	(1,900)	-100.0%
11-1-221-2140-000-3405-00000-119705-	DENTAL INSURANCE	-	11,890	4,810	-	(11,890)	-100.0%
11-1-221-2150-000-3405-00000-119705-	VISION INSURANCE	-	493	428	-	(493)	-100.0%
11-1-221-2310-000-3405-00000-119705-	TUITION REIMBURSEMENT	-	4,578	6,508	-	(4,578)	-100.0%
11-1-221-2820-000-3405-00000-119705-	RETIREMENT	-	77,161	71,029	-	(77,161)	-100.0%
11-1-221-2829-000-3405-00000-119705-	RETIREMENT - UNFUNDED	-	50,544	38,997	-	(50,544)	-100.0%
11-1-221-2830-000-3405-00000-119705-	FICA	-	20,811	19,513	-	(20,811)	-100.0%
11-1-221-2840-000-3405-00000-119705-	WORKERS COMP	-	255	455	-	(255)	-100.0%
11-1-221-2920-000-3405-00000-119705-	CASH IN LIEU	-	2,505	2,463	-	(2,505)	-100.0%
11-1-221-2921-000-3405-00000-119705-	CASH IN LIEU LIFE	-	1,040	1,100	-	(1,040)	-100.0%
11-1-221-3210-000-3405-00000-119705-	MILEAGE 221	-	4,504	4,417	-	(4,504)	-100.0%
11-1-226-1170-000-3405-00000-119705-	DIRECTOR (T MANNES) .05	-	7,572	7,571	-	(7,572)	-100.0%
11-1-226-1172-000-3405-00000-119705-	COORDINATOR (C TAYLOR) 1.0	-	34,343	34,343	-	(34,343)	-100.0%
11-1-226-1173-000-3405-00000-119705-	COORDINATOR (J VISSER) .80	-	38,500	38,500	-	(38,500)	-100.0%
11-1-226-1620-000-3405-00000-119705-	OFFICE ASSISTANT (N SARLI) .20	-	16,938	11,141	-	(16,938)	-100.0%

OTTAWA AREA ISD
ANNUAL BUDGET PLANNER

11 GENERAL FUND (ISD)	DESCRIPTION	2024-25 ACTUAL	2025-26 AMENDED	2025-26 YTD	2026-2027 PROPOSED	CHANGE	PCT CHANGE
11-1-226-1790-000-3405-00000-119705-	CELL PHONE STIPENDS	-	552	552	-	(552)	-100.0%
11-1-226-2110-000-3405-00000-119705-	LIFE INSURANCE	-	56	52	-	(56)	-100.0%
11-1-226-2120-000-3405-00000-119705-	LTD INSURANCE	-	263	277	-	(263)	-100.0%
11-1-226-2130-000-3405-00000-119705-	HEALTH INSURANCE	-	23,491	20,520	-	(23,491)	-100.0%
11-1-226-2132-000-3405-00000-119705-	HEALTH ADMIN FEES	-	53	47	-	(53)	-100.0%
11-1-226-2133-000-3405-00000-119705-	HEALTH SAVINGS ACCOUNT	-	-	676	-	-	100.0%
11-1-226-2140-000-3405-00000-119705-	DENTAL INSURANCE	-	1,763	1,604	-	(1,763)	-100.0%
11-1-226-2150-000-3405-00000-119705-	VISION INSURANCE	-	125	113	-	(125)	-100.0%
11-1-226-2310-000-3405-00000-119705-	TUITION REIMBURSEMENT	-	2,577	2,577	-	(2,577)	-100.0%
11-1-226-2820-000-3405-00000-119705-	RETIREMENT	-	29,811	27,384	-	(29,811)	-100.0%
11-1-226-2829-000-3405-00000-119705-	RETIREMENT - UNFUNDED	-	15,021	13,752	-	(15,021)	-100.0%
11-1-226-2830-000-3405-00000-119705-	FICA	-	7,539	6,764	-	(7,539)	-100.0%
11-1-226-2840-000-3405-00000-119705-	WORKERS COMP	-	145	135	-	(145)	-100.0%
11-1-226-2921-000-3405-00000-119705-	CASH IN LIEU LIFE	-	715	650	-	(715)	-100.0%
11-1-226-3190-000-3405-00000-119705-	CONTRACTED SERVICES	-	330	275	-	(330)	-100.0%
11-1-226-3210-000-3405-00000-119705-	MILEAGE 226	-	83	82	-	(83)	-100.0%
11-1-227-3193-000-3405-00000-119705-	ASSESSMENT -PORTFOLOIS	-	25,253	25,253	-	(25,253)	-100.0%
11-1-227-3450-000-3405-00000-119705-	SOFTWARE LICENSES-CLOUD/PELI	-	49,853	49,853	-	(49,853)	-100.0%
11-1-252-1310-000-3405-00000-119705-	BUSINESS SERVICES (COPE)	-	23,856	23,756	-	(23,856)	-100.0%
11-1-252-1790-000-3405-00000-119705-	CELL PHONE STIPEND	-	120	120	-	(120)	-100.0%
11-1-252-2110-000-3405-00000-119705-	LIFE INSURANCE	-	15	14	-	(15)	-100.0%
11-1-252-2120-000-3405-00000-119705-	LTD INSURANCE	-	67	70	-	(67)	-100.0%
11-1-252-2130-000-3405-00000-119705-	HEALTH INSURANCE	-	3,720	3,720	-	(3,720)	-100.0%
11-1-252-2133-000-3405-00000-119705-	HEALTH SAVINGS ACCOUNT	-	374	374	-	(374)	-100.0%
11-1-252-2140-000-3405-00000-119705-	DENTAL INSURANCE	-	334	334	-	(334)	-100.0%
11-1-252-2150-000-3405-00000-119705-	VISION INSURANCE	-	29	28	-	(29)	-100.0%
11-1-252-2820-000-3405-00000-119705-	RETIREMENT	-	7,106	7,105	-	(7,106)	-100.0%
11-1-252-2829-000-3405-00000-119705-	RETIREMENT - UNFUNDED	-	2,514	3,568	-	(2,514)	-100.0%
11-1-252-2830-000-3405-00000-119705-	FICA	-	1,832	1,719	-	(1,832)	-100.0%
11-1-252-2840-000-3405-00000-119705-	WORKERS COMP	-	45	44	-	(45)	-100.0%
11-1-252-2921-000-3405-00000-119705-	CASH IN LIEU LIFE	-	163	163	-	(163)	-100.0%
11-1-282-5990-000-3405-00000-119705-	OUTREACH/RECRUIT MATERIALS	-	296	295	-	(296)	-100.0%
11-1-283-3193-000-3405-00000-119705-	P/S ATTENDANCE	-	30,000	-	-	(30,000)	-100.0%
11-1-283-3220-000-3405-00000-119705-	CONFERENCE EXPENSE	-	4,017	6,788	-	(4,017)	-100.0%
11-1-411-8510-000-3405-00000-119705-	TRANSFER TO DISTRICTS	-	851,020	817,646	-	(851,020)	-100.0%
11-1-441-8510-000-3405-00000-119705-	TRANSFER TO FOR PROFIT CBO	-	150,514	150,514	-	(150,514)	-100.0%
11-1-445-8510-000-3405-00000-119705-	TRANSFER TO NON-PROFIT CBO	-	19,915	19,915	-	(19,915)	-100.0%
TOTAL 32d GSRP FY 24CARRY OVER		-	1,849,682	1,728,646	-	(1,849,682)	(64)
119706 32d GSRP CARRY OVER							

OTTAWA AREA ISD
ANNUAL BUDGET PLANNER

11 GENERAL FUND (ISD)	DESCRIPTION	2024-25 ACTUAL	2025-26 AMENDED	2025-26 YTD	2026-2027 PROPOSED	CHANGE	PCT CHANGE
	ECS (K CONKLE) .50	-	-	-	12,074	12,074	100.0%
	ECS (B WESTEDT) 1.0	-	-	-	18,096	18,096	100.0%
	ECS (A DEKKER) .50	-	-	-	13,572	13,572	100.0%
	ECS (J DEVRIES) .70	-	-	-	16,216	16,216	100.0%
	ECS (ORME 1.0 /GUST 1.0)	-	-	-	37,128	37,128	100.0%
	ECS (VANDAM) 1.0	-	-	-	21,041	21,041	100.0%
	ECS (R CRADDOCK)1.0	-	-	-	20,265	20,265	100.0%
	ECS (R WORPEL)1.0	-	-	-	18,936	18,936	100.0%
	ECS (M DARDEN 1.0 /SEABOLT .5	-	-	-	35,412	35,412	100.0%
	LIFE INSURANCE	-	-	-	174	174	100.0%
	LTD INSURANCE	-	-	-	597	597	100.0%
	HEALTH INSURANCE	-	-	-	35,489	35,489	100.0%
	HEALTH ADMIN FEES	-	-	-	46	46	100.0%
	HEALTH SAVINGS ACCOUNT	-	-	-	5,324	5,324	100.0%
	DENTAL INSURANCE	-	-	-	4,321	4,321	100.0%
	VISION INSURANCE	-	-	-	334	334	100.0%
	TUITION REIMBURSEMENT	-	-	-	5,000	5,000	100.0%
	RETIREMENT	-	-	-	60,210	60,210	100.0%
	RETIREMENT - UNFUNDED	-	-	-	28,674	28,674	100.0%
	FICA	-	-	-	16,385	16,385	100.0%
	WORKERS COMP	-	-	-	302	302	100.0%
	CASH IN LIEU LIFE	-	-	-	1,514	1,514	100.0%
	MILEAGE 221	-	-	-	5,000	5,000	100.0%
	DIRECTOR (T MANNES) .10	-	-	-	4,724	4,724	100.0%
	COORDINATOR (C TAYLOR) .80	-	-	-	21,430	21,430	100.0%
	COORDINATOR (J VISSER) .60	-	-	-	24,024	24,024	100.0%
	OFFICE ASSISTANT (N SARLI) .40	-	-	-	7,046	7,046	100.0%
	CELL PHONE STIPENDS	-	-	-	331	331	100.0%
	LIFE INSURANCE	-	-	-	31	31	100.0%
	LTD INSURANCE	-	-	-	160	160	100.0%
	HEALTH INSURANCE	-	-	-	12,162	12,162	100.0%
	HEALTH ADMIN FEES	-	-	-	28	28	100.0%
	HEALTH SAVINGS ACCOUNT	-	-	-	1,014	1,014	100.0%
	DENTAL INSURANCE	-	-	-	985	985	100.0%
	VISION INSURANCE	-	-	-	73	73	100.0%
	TUITION REIMBURSEMENT	-	-	-	2,500	2,500	100.0%
	RETIREMENT	-	-	-	15,742	15,742	100.0%
	RETIREMENT - UNFUNDED	-	-	-	7,731	7,731	100.0%
	FICA	-	-	-	4,419	4,419	100.0%
	WORKERS COMP	-	-	-	86	86	100.0%
	CASH IN LIEU LIFE	-	-	-	390	390	100.0%
	MILEAGE 226	-	-	-	300	300	100.0%

OTTAWA AREA ISD
ANNUAL BUDGET PLANNER

11 GENERAL FUND (ISD)	DESCRIPTION	2024-25 ACTUAL	2025-26 AMENDED	2025-26 YTD	2026-2027 PROPOSED	CHANGE	PCT CHANGE
11-1-227-3193-000-3406-00000-119706-	ASSESSMENT -PORTFOLIOS	-	-	-	26,000	26,000	100.0%
11-1-227-3450-000-3406-00000-119706-	SOFTWARE LICENSES-CLOUD/PELI	-	-	-	50,000	50,000	100.0%
11-1-252-1310-000-3406-00000-119706-	BUSINESS SERVICES (COPE)	-	-	-	14,824	14,824	100.0%
11-1-252-1311-000-3406-00000-119706-	BUSINESS SERVICES (tbd)	-	-	-	14,040	14,040	100.0%
11-1-252-1790-000-3406-00000-119706-	CELL PHONE STIPEND	-	-	-	144	144	100.0%
11-1-252-2110-000-3406-00000-119706-	LIFE INSURANCE	-	-	-	17	17	100.0%
11-1-252-2120-000-3406-00000-119706-	LTD INSURANCE	-	-	-	79	79	100.0%
11-1-252-2130-000-3406-00000-119706-	HEALTH INSURANCE	-	-	-	4,662	4,662	100.0%
11-1-252-2132-000-3406-00000-119706-	HEALTH ADMIN FEES	-	-	-	9	9	100.0%
11-1-252-2133-000-3406-00000-119706-	HEALTH SAVINGS ACCOUNT	-	-	-	390	390	100.0%
11-1-252-2140-000-3406-00000-119706-	DENTAL INSURANCE	-	-	-	410	410	100.0%
11-1-252-2150-000-3406-00000-119706-	VISION INSURANCE	-	-	-	36	36	100.0%
11-1-252-2820-000-3406-00000-119706-	RETIREMENT	-	-	-	7,940	7,940	100.0%
11-1-252-2829-000-3406-00000-119706-	RETIREMENT - UNFUNDED	-	-	-	3,899	3,899	100.0%
11-1-252-2830-000-3406-00000-119706-	FICA	-	-	-	2,217	2,217	100.0%
11-1-252-2840-000-3406-00000-119706-	WORKERS COMP	-	-	-	50	50	100.0%
11-1-252-2921-000-3406-00000-119706-	CASH IN LIEU LIFE	-	-	-	195	195	100.0%
11-1-283-3220-000-3406-00000-119706-	CONFERENCE EXPENSE	-	-	-	5,000	5,000	100.0%
11-1-411-8510-000-3406-00000-119706-	TRANSFER TO DISTRICTS	-	-	-	800,000	800,000	100.0%
11-1-441-8510-000-3406-00000-119706-	TRANSFER TO FOR PROFIT CBO	-	-	-	150,000	150,000	100.0%
11-1-445-8510-000-3406-00000-119706-	TRANSFER TO NON-PROFIT CBO	-	-	-	19,000	19,000	100.0%
11-1-611-9990-000-3406-00000-119706-	INDIRECT	-	-	-	62,220	62,220	100.0%
TOTAL 32d GSRP CARRY OVER		-	-	-	1,620,418	1,620,418	64
900304 EARLY LITERACY COACH 23/24							
11-1-221-1250-000-3654-00000-900304-	LIT COACH-S TEPASTTE .60	34,304	-	-	-	-	100.0%
11-1-221-1251-000-3654-00000-900304-	LIT COACH-COOLEY	48,401	-	-	-	-	100.0%
11-1-221-1252-000-3654-00000-900304-	LIT COACH-LOUMAN	55,968	-	-	-	-	100.0%
11-1-221-1253-000-3654-00000-900304-	LIT COACH-K TRENARY	56,545	-	-	-	-	100.0%
11-1-221-1254-000-3654-00000-900304-	LIT COACH-BURKHOUR	51,253	-	-	-	-	100.0%
11-1-221-1255-000-3654-00000-900304-	LIT COACH- AMBROSE	53,815	-	-	-	-	100.0%
11-1-221-1256-000-3654-00000-900304-	LIT COACH-J SUTHERLAND	56,061	-	-	-	-	100.0%
11-1-221-1257-000-3654-00000-900304-	LIT COACH-S SZCEZPANSKI	53,815	-	-	-	-	100.0%
11-1-221-1258-000-3654-00000-900304-	LIT COACH- PIKE .40	22,256	-	-	-	-	100.0%
11-1-221-1259-000-3654-00000-900304-	LIT COACH- VANRAVENSWAAY	52,222	-	-	-	-	100.0%
11-1-221-1790-000-3654-00000-900304-	CELL PHONE STIPENDS	2,120	-	-	-	-	100.0%
11-1-221-2110-000-3654-00000-900304-	LIFE INSURANCE	356	-	-	-	-	100.0%

OTTAWA AREA ISD
ANNUAL BUDGET PLANNER

11 GENERAL FUND (ISD)	DESCRIPTION	2024-25 ACTUAL	2025-26 AMENDED	2025-26 YTD	2026-2027 PROPOSED	CHANGE	PCT CHANGE
11-1-221-2120-000-3654-00000-900304-	LTD INSURANCE	1,600	-	-	-	-	100.0%
11-1-221-2130-000-3654-00000-900304-	HEALTH INSURANCE	78,970	-	-	-	-	100.0%
11-1-221-2132-000-3654-00000-900304-	HEALTH ADMIN FEES	82	-	-	-	-	100.0%
11-1-221-2133-000-3654-00000-900304-	HEALTH SAVINGS ACCOUNT	544	-	-	-	-	100.0%
11-1-221-2140-000-3654-00000-900304-	DENTAL INSURANCE	7,682	-	-	-	-	100.0%
11-1-221-2150-000-3654-00000-900304-	VISION INSURANCE	374	-	-	-	-	100.0%
11-1-221-2820-000-3654-00000-900304-	RETIREMENT	150,581	-	-	-	-	100.0%
11-1-221-2828-000-3654-00000-900304-	ORS 3% REIMBURSEMENT	3,631	-	-	-	-	100.0%
11-1-221-2829-000-3654-00000-900304-	RETIREMENT - UNFUNDED	64,735	-	-	-	-	100.0%
11-1-221-2830-000-3654-00000-900304-	FICA	35,495	-	-	-	-	100.0%
11-1-221-2840-000-3654-00000-900304-	WORKERS COMP	770	-	-	-	-	100.0%
11-1-221-2920-000-3654-00000-900304-	CASH IN LIEU	2,998	-	-	-	-	100.0%
TOTAL EARLY LITERACY COACH 23/24		834,579	-	-	-	-	100.0%
900305 EARLY LITERACY COACH 24/25							
11-1-221-1250-000-3655-00000-900305-	LIT COACH-S TEPASTTE .60	34,304	28,955	29,730	-	(28,955)	-100.0%
11-1-221-1251-000-3655-00000-900305-	LIT COACH-COOLEY	29,041	22,834	21,143	-	(22,834)	-100.0%
11-1-221-1252-000-3655-00000-900305-	LIT COACH-LOHMAN	23,986	46,823	47,744	-	(46,823)	-100.0%
11-1-221-1253-000-3655-00000-900305-	LIT COACH-K TRENARY	24,233	47,114	47,079	-	(47,114)	-100.0%
11-1-221-1254-000-3655-00000-900305-	LIT COACH-BURKHOUR	25,627	45,022	44,454	-	(45,022)	-100.0%
11-1-221-1255-000-3655-00000-900305-	LIT COACH- AMBROSE	23,064	45,022	46,622	-	(45,022)	-100.0%
11-1-221-1256-000-3655-00000-900305-	LIT COACH-J SUTHERLAND	24,026	46,900	45,917	-	(46,900)	-100.0%
11-1-221-1257-000-3655-00000-900305-	LIT COACH-S SZCZPANSKI	23,064	39,102	41,769	-	(39,102)	-100.0%
11-1-221-1258-000-3655-00000-900305-	LIT COACH-PIKE .40	22,256	25,461	27,004	-	(25,461)	-100.0%
11-1-221-1259-000-3655-00000-900305-	LIT COACH- VANRAVENSWAAY	22,847	43,962	43,039	-	(43,962)	-100.0%
11-1-221-1790-000-3655-00000-900305-	CELL PHONE STIPENDS	2,200	2,232	2,352	-	(2,232)	-100.0%
11-1-221-2110-000-3655-00000-900305-	LIFE INSURANCE	157	270	292	-	(270)	-100.0%
11-1-221-2120-000-3655-00000-900305-	LTD INSURANCE	681	1,111	1,254	-	(1,111)	-100.0%
11-1-221-2130-000-3655-00000-900305-	HEALTH INSURANCE	41,089	66,167	68,853	-	(66,167)	-100.0%
11-1-221-2132-000-3655-00000-900305-	HEALTH ADMIN FEES	60	100	79	-	(100)	-100.0%
11-1-221-2133-000-3655-00000-900305-	HEALTH SAVINGS ACCOUNT	907	3,122	6,522	-	(3,122)	-100.0%
11-1-221-2140-000-3655-00000-900305-	DENTAL INSURANCE	4,018	5,775	6,137	-	(5,775)	-100.0%
11-1-221-2150-000-3655-00000-900305-	VISION INSURANCE	179	311	317	-	(311)	-100.0%
11-1-221-2820-000-3655-00000-900305-	RETIREMENT	78,368	118,827	119,790	-	(118,827)	-100.0%
11-1-221-2828-000-3655-00000-900305-	ORS 3% REIMBURSEMENT	15,632	2,370	2,370	-	(2,370)	-100.0%
11-1-221-2829-000-3655-00000-900305-	RETIREMENT - UNFUNDED	22,001	60,746	51,682	-	(60,746)	-100.0%
11-1-221-2830-000-3655-00000-900305-	FICA	19,044	31,227	29,025	-	(31,227)	-100.0%
11-1-221-2840-000-3655-00000-900305-	WORKERS COMP	358	1,015	1,069	-	(1,015)	-100.0%
11-1-221-2920-000-3655-00000-900305-	CASH IN LIEU	1,482	1,908	2,132	-	(1,908)	-100.0%

OTTAWA AREA ISD
ANNUAL BUDGET PLANNER

11 GENERAL FUND (ISD)	DESCRIPTION	2024-25 ACTUAL	2025-26 AMENDED	2025-26 YTD	2026-2027 PROPOSED	CHANGE	PCT CHANGE
TOTAL EARLY LITERACY COACH 24/25		438,625	686,375	686,375	-	(686,375)	-100.0%
900306 EARLY LITERACY COACH 25/26							
11-1-221-1250-000-3656-00000-900306-	LIT COACH - S TEPASTTE	-	42,397	26,757	30,919	(11,478)	-27.1%
11-1-221-1251-000-3656-00000-900306-	LIT COACH-COOLEY	-	38,309	42	39,579	1,270	3.3%
11-1-221-1252-000-3656-00000-900306-	LIT COACH-LOUMAN	-	38,310	16,372	30,648	(7,662)	-20.0%
11-1-221-1253-000-3656-00000-900306-	LIT COACH-K TRENARY	-	38,704	15,370	31,506	(7,198)	-18.6%
11-1-221-1254-000-3656-00000-900306-	LIT COACH-BURK HOUR	-	36,836	14,981	29,980	(6,856)	-18.6%
11-1-221-1255-000-3656-00000-900306-	LIT COACH- AMBROSE	-	36,836	12,813	29,980	(6,856)	-18.6%
11-1-221-1256-000-3656-00000-900306-	LIT COACH-J SUTHERLAND	-	38,373	16,399	30,691	(7,682)	-20.0%
11-1-221-1257-000-3656-00000-900306-	LIT COACH-S SZCEZPANSKI	-	36,836	17,054	28,371	(8,465)	-23.0%
11-1-221-1258-000-3656-00000-900306-	LIT COACH-PIKE	-	20,832	9,644	22,056	1,224	5.9%
11-1-221-1259-000-3656-00000-900306-	LIT COACH-VANRENENSWAAY	-	35,969	15,371	25,576	(10,393)	-28.9%
11-1-221-1790-000-3656-00000-900306-	CELL PHONE STIPENDS	-	1,728	728	1,080	(648)	-37.5%
11-1-221-2110-000-3656-00000-900306-	LIFE INSURANCE	-	205	116	354	149	72.5%
11-1-221-2120-000-3656-00000-900306-	LTD INSURANCE	-	847	520	1,660	813	95.9%
11-1-221-2130-000-3656-00000-900306-	HEALTH INSURANCE	-	54,137	25,374	54,542	405	0.7%
11-1-221-2132-000-3656-00000-900306-	HEALTH ADMIN FEES	-	43	39	135	92	216.5%
11-1-221-2133-000-3656-00000-900306-	HEALTH SAVINGS ACCOUNT	-	2,555	1,268	11,176	8,621	337.5%
11-1-221-2140-000-3656-00000-900306-	DENTAL INSURANCE	-	4,352	2,712	6,937	2,585	59.4%
11-1-221-2150-000-3656-00000-900306-	VISION INSURANCE	-	255	159	333	78	30.7%
11-1-221-2820-000-3656-00000-900306-	RETIREMENT	-	93,348	43,312	88,592	(4,756)	-5.1%
11-1-221-2829-000-3656-00000-900306-	RETIREMENT - UNFUNDED	-	48,084	21,749	40,436	(7,648)	-15.9%
11-1-221-2830-000-3656-00000-900306-	FICA	-	24,453	10,601	22,897	(1,556)	-6.4%
11-1-221-2840-000-3656-00000-900306-	WORKERS COMP	-	411	189	396	(15)	-3.5%
11-1-221-2920-000-3656-00000-900306-	CASH IN LIEU	-	1,075	603	2,261	1,186	110.4%
TOTAL EARLY LITERACY COACH 25/26		-	594,894	252,173	530,105	(64,789)	-10.9%
900307 EARLY LITERACY COACH 26/27							
11-1-221-1250-000-3657-00000-900307-	EARLY LITERACY COACH-TEPASTTE	-	-	-	43,287	43,287	100.0%
11-1-221-1251-000-3657-00000-900307-	LIT COACH-COOLEY	-	-	-	40,960	40,960	100.0%
11-1-221-1252-000-3657-00000-900307-	LIT COACH-LOUMAN	-	-	-	57,890	57,890	100.0%
11-1-221-1253-000-3657-00000-900307-	LIT COACH-K TRENARY	-	-	-	52,504	52,504	100.0%
11-1-221-1254-000-3657-00000-900307-	LIT COACH-BURK HOUR	-	-	-	49,974	49,974	100.0%
11-1-221-1255-000-3657-00000-900307-	LIT COACH- AMBROSE	-	-	-	49,974	49,974	100.0%

OTTAWA AREA ISD
ANNUAL BUDGET PLANNER

11 GENERAL FUND (ISD)	DESCRIPTION	2024-25 ACTUAL	2025-26 AMENDED	2025-26 YTD	2026-2027 PROPOSED	CHANGE	PCT CHANGE
11-1-221-1256-000-3657-00000-900307-	LIT COACH-J SUTHERLAND	-	-	-	57,993	57,993	100.0%
11-1-221-1257-000-3657-00000-900307-	LIT COACH-S SZCZEPANSKI	-	-	-	56,761	56,761	100.0%
11-1-221-1258-000-3657-00000-900307-	LIT COACH-PIKE .40	-	-	-	26,088	26,088	100.0%
11-1-221-1259-000-3657-00000-900307-	LIT COACH-VANRENENSWAAY	-	-	-	57,552	57,552	100.0%
11-1-221-1790-000-3657-00000-900307-	CELL PHONE STIPENDS	-	-	-	3,240	3,240	100.0%
11-1-221-2110-000-3657-00000-900307-	LIFE INSURANCE	-	-	-	159	159	100.0%
11-1-221-2120-000-3657-00000-900307-	LTD INSURANCE	-	-	-	561	561	100.0%
11-1-221-2130-000-3657-00000-900307-	HEALTH INSURANCE	-	-	-	62,311	62,311	100.0%
11-1-221-2132-000-3657-00000-900307-	HEALTH ADMIN FEES	-	-	-	100	100	100.0%
11-1-221-2133-000-3657-00000-900307-	HEALTH SAVINGS ACCOUNTS	-	-	-	1,501	1,501	100.0%
11-1-221-2140-000-3657-00000-900307-	DENTAL INSURANCE	-	-	-	6,258	6,258	100.0%
11-1-221-2150-000-3657-00000-900307-	VISION INSURANCE	-	-	-	514	514	100.0%
11-1-221-2820-000-3657-00000-900307-	RETIREMENT	-	-	-	131,372	131,372	100.0%
11-1-221-2829-000-3657-00000-900307-	RETIREMENT - UNFUNDED	-	-	-	66,602	66,602	100.0%
11-1-221-2830-000-3657-00000-900307-	FICA	-	-	-	37,928	37,928	100.0%
11-1-221-2840-000-3657-00000-900307-	WORKERS COMP	-	-	-	723	723	100.0%
11-1-221-2920-000-3657-00000-900307-	CASH IN LIEU	-	-	-	817	817	100.0%
TOTAL EARLY LITERACY COACH 26/27		-	-	-	805,069	805,069	100.0%
900315 35a EIA THRU MAISA							
11-1-221-5997-000-2405-00000-900315-	MEETING EXPENSE	272	-	-	-	-	100.0%
11-1-411-8510-000-2405-00000-900315-	XFER TO LOCALS-SUB GRANTEE GH	13,600	-	-	-	-	100.0%
Total 35a EIA THRU MAISA		13,872	-	-	-	-	2
907014 32p E/C HV 23/24							
11-1-212-1220-000-3434-00000-907014-	PARENT ED (C STAM)	6,224	-	-	-	-	100.0%
11-1-212-1222-000-3434-00000-907014-	PARENT ED (J COOK)	3,428	-	-	-	-	100.0%
11-1-212-1790-000-3434-00000-907014-	CELL PHONE STIPENDS	120	-	-	-	-	100.0%
11-1-212-2110-000-3434-00000-907014-	LIFE INSURANCE	5	-	-	-	-	100.0%
11-1-212-2120-000-3434-00000-907014-	LTD INSURANCE	33	-	-	-	-	100.0%
11-1-212-2140-000-3434-00000-907014-	DENTAL INSURANCE	76	-	-	-	-	100.0%
11-1-212-2150-000-3434-00000-907014-	VISION INSURANCE	14	-	-	-	-	100.0%
11-1-212-2820-000-3434-00000-907014-	RETIREMENT	3,240	-	-	-	-	100.0%
11-1-212-2829-000-3434-00000-907014-	RETIREMENT - UNFUNDED	1,630	-	-	-	-	100.0%

OTTAWA AREA ISD
ANNUAL BUDGET PLANNER

11 GENERAL FUND (ISD)	DESCRIPTION	2024-25 ACTUAL	2025-26 AMENDED	2025-26 YTD	2026-2027 PROPOSED	CHANGE	PCT CHANGE
11-1-212-2830-000-3434-00000-907014-	FICA	820	-	-	-	-	100.0%
11-1-212-2840-000-3434-00000-907014-	WORKERS COMP	20	-	-	-	-	100.0%
11-1-212-2920-000-3434-00000-907014-	CASH IN LIEU	982	-	-	-	-	100.0%
11-1-212-2921-000-3434-00000-907014-	CIL-LIFE/LTC	84	-	-	-	-	100.0%
11-1-212-3210-000-3434-00000-907014-	PARENT EDUCATORS MILEAGE	1,595	-	-	-	-	100.0%
11-1-212-7410-000-3434-00000-907014-	PARENT EDUCATORS DUES & FEES	505	-	-	-	-	100.0%
11-1-226-1170-000-3434-00000-907014-	DIRECTOR-M SCHMIDT/KIMBER	4,259	-	-	-	-	100.0%
11-1-226-1790-000-3434-00000-907014-	CELL PHONE STIPENDS	39	-	-	-	-	100.0%
11-1-226-2110-000-3434-00000-907014-	LIFE INSURANCE	3	-	-	-	-	100.0%
11-1-226-2120-000-3434-00000-907014-	LTD INSURANCE	19	-	-	-	-	100.0%
11-1-226-2132-000-3434-00000-907014-	HEALTH ADMIN FEES	2	-	-	-	-	100.0%
11-1-226-2820-000-3434-00000-907014-	RETIREMENT	1,335	-	-	-	-	100.0%
11-1-226-2829-000-3434-00000-907014-	RETIREMENT - UNFUNDED	719	-	-	-	-	100.0%
11-1-226-2830-000-3434-00000-907014-	FICA	320	-	-	-	-	100.0%
11-1-226-2840-000-3434-00000-907014-	WORKERS COMP	7	-	-	-	-	100.0%
11-1-226-2920-000-3434-00000-907014-	CASH IN LIEU	116	-	-	-	-	100.0%
11-1-226-2921-000-3434-00000-907014-	CIL-LIFE/LTC	33	-	-	-	-	100.0%
11-1-283-3220-000-3434-00000-907014-	CONFERENCE EXPENSE	229	-	-	-	-	100.0%
TOTAL 32p E/C HV 22/23		25,857	-	-	-	-	100.0%
907024 GREAT START COLLABORATIVE 23/24							
11-1-283-3220-000-3434-00000-907024-	CONFERENCE EXPENSE	233	-	-	-	-	100.0%
11-1-311-1170-000-3434-00000-907024-	DIRECTOR	17,134	-	-	-	-	100.0%
11-1-311-1290-000-3434-00000-907024-	GSC LIAISON-K OZUMA	5,294	-	-	-	-	100.0%
11-1-311-1620-000-3434-00000-907024-	OFFICE ASSISTANT-NS	2,311	-	-	-	-	100.0%
11-1-311-1621-000-3434-00000-907024-	ASQ MANAGER-TS	2,680	-	-	-	-	100.0%
11-1-311-2110-000-3434-00000-907024-	LIFE INSURANCE	20	-	-	-	-	100.0%
11-1-311-2120-000-3434-00000-907024-	LTD INSURANCE	75	-	-	-	-	100.0%
11-1-311-2130-000-3434-00000-907024-	HEALTH INSURANCE	1,019	-	-	-	-	100.0%
11-1-311-2132-000-3434-00000-907024-	HEALTH ADMIN FEES	2	-	-	-	-	100.0%
11-1-311-2140-000-3434-00000-907024-	DENTAL INSURANCE	297	-	-	-	-	100.0%
11-1-311-2150-000-3434-00000-907024-	VISION INSURANCE	45	-	-	-	-	100.0%
11-1-311-2820-000-3434-00000-907024-	RETIREMENT	8,910	-	-	-	-	100.0%
11-1-311-2829-000-3434-00000-907024-	RETIREMENT - UNFUNDED	4,631	-	-	-	-	100.0%
11-1-311-2830-000-3434-00000-907024-	FICA	1,918	-	-	-	-	100.0%
11-1-311-2840-000-3434-00000-907024-	WORKERS COMP	148	-	-	-	-	100.0%
11-1-311-2920-000-3434-00000-907024-	CASH IN LIEU	2,813	-	-	-	-	100.0%
11-1-311-2921-000-3434-00000-907024-	CIL-LIFE/LTC	276	-	-	-	-	100.0%
11-1-311-3210-000-3434-00000-907024-	GSC LOCAL MILEAGE	150	-	-	-	-	100.0%

OTTAWA AREA ISD
ANNUAL BUDGET PLANNER

11 GENERAL FUND (ISD)	DESCRIPTION	2024-25 ACTUAL	2025-26 AMENDED	2025-26 YTD	2026-2027 PROPOSED	CHANGE	PCT CHANGE
11-1-331-3125-000-3434-00000-907024-	PARENT STIPENDS - REG MEETINGS	400	-	-	-	-	100.0%
11-1-331-5997-000-3434-00000-907024-	MEETING EXPENSE	31	-	-	-	-	100.0%
TOTAL GREAT START COLLABORATIVE 23/24		48,387	-	-	-	-	100.0%
907054 32P(6) LITERACY GRANT							
11-1-311-3190-000-2784-00000-907054-	CONTRACTED SERV REACH OUT REA	15,752	-	-	-	-	100.0%
Total 907054 32P(6) LITERACY GRANT		15,752	-	-	-	-	100.0%
907055 32P(6) LITERACY GRANT							
11-1-311-3190-000-2785-00000-907055-	CONTRACTED SERVICES-ROR	70,186	20,253	20,253	-	(20,253)	-100.0%
11-1-311-3610-000-2785-00000-907055-	PRINTING-POSTERS/STICKERS	3,000	-	-	-	-	100.0%
Total 907055 32P(6) LITERACY GRANT		73,186	20,253	20,253	-	(20,253)	-100.0%
32p EC HV CARRY OVER							
11-1-212-1220-000-3434-00000-907304-	PARENT ED (C STAM)	7,563	-	-	-	-	100.0%
11-1-212-1222-000-3434-00000-907304-	PARENT ED (J COOK)	4,716	-	-	-	-	100.0%
11-1-212-1790-000-3434-00000-907304-	CELL PHONE STIPENDS	105	-	-	-	-	100.0%
11-1-212-2110-000-3434-00000-907304-	LIFE INSURANCE	5	-	-	-	-	100.0%
11-1-212-2120-000-3434-00000-907304-	LTD INSURANCE	23	-	-	-	-	100.0%
11-1-212-2140-000-3434-00000-907304-	DENTAL INSURANCE	78	-	-	-	-	100.0%
11-1-212-2150-000-3434-00000-907304-	VISION INSURANCE	14	-	-	-	-	100.0%
11-1-212-2820-000-3434-00000-907304-	RETIREMENT	3,627	-	-	-	-	100.0%
11-1-212-2829-000-3434-00000-907304-	RETIREMENT - UNFUNDED	1,437	-	-	-	-	100.0%
11-1-212-2830-000-3434-00000-907304-	FICA	1,023	-	-	-	-	100.0%
11-1-212-2840-000-3434-00000-907304-	WORKERS COMP	19	-	-	-	-	100.0%
11-1-212-2920-000-3434-00000-907304-	CASH IN LIEU	1,001	-	-	-	-	100.0%
11-1-212-2921-000-3434-00000-907304-	CASH IN LIEU LIFE	87	-	-	-	-	100.0%
11-1-212-3210-000-3434-00000-907304-	MILEAGE	511	-	-	-	-	100.0%
11-1-226-1170-000-3434-00000-907304-	DIRECTOR-A KIMBER	1,775	-	-	-	-	100.0%
11-1-226-1790-000-3434-00000-907304-	CELL PHONE STIPENDS	13	-	-	-	-	100.0%

OTTAWA AREA ISD
ANNUAL BUDGET PLANNER

11 GENERAL FUND (ISD)	DESCRIPTION	2024-25 ACTUAL	2025-26 AMENDED	2025-26 YTD	2026-2027 PROPOSED	CHANGE	PCT CHANGE
11-1-226-2110-000-3434-00000-907304-	LIFE INSURANCE	1	-	-	-	-	100.0%
11-1-226-2120-000-3434-00000-907304-	LTD INSURANCE	6	-	-	-	-	100.0%
11-1-226-2132-000-3434-00000-907304-	HEALTH ADMIN FEES	1	-	-	-	-	100.0%
11-1-226-2820-000-3434-00000-907304-	RETIREMENT	556	-	-	-	-	100.0%
11-1-226-2829-000-3434-00000-907304-	RETIREMENT - UNFUNDED	211	-	-	-	-	100.0%
11-1-226-2830-000-3434-00000-907304-	FICA	133	-	-	-	-	100.0%
11-1-226-2840-000-3434-00000-907304-	WORKERS COMP	3	-	-	-	-	100.0%
11-1-226-2920-000-3434-00000-907304-	CASH IN LIEU	48	-	-	-	-	100.0%
11-1-226-2921-000-3434-00000-907304-	CIL-LIFE/LTC	14	-	-	-	-	100.0%
TOTAL EV HV CARRY OVER		22,968	-	-	-	-	100.0%
32p EC HV CARRY OVER							
11-1-212-1220-000-3435-00000-907305-	PARENT ED (C STAM)	-	4,272	4,269	-	(4,272)	-100.0%
11-1-212-1790-000-3435-00000-907305-	CELL PHONE STIPENDS	-	35	26	-	(35)	-100.0%
11-1-212-2110-000-3435-00000-907305-	LIFE INSURANCE	-	4	3	-	(4)	-100.0%
11-1-212-2120-000-3435-00000-907305-	LTD INSURANCE	-	12	14	-	(12)	-100.0%
11-1-212-2140-000-3435-00000-907305-	DENTAL INSURANCE	-	43	41	-	(43)	-100.0%
11-1-212-2150-000-3435-00000-907305-	VISION INSURANCE	-	8	8	-	(8)	-100.0%
11-1-212-2820-000-3435-00000-907305-	RETIREMENT	-	1,040	1,057	-	(1,040)	-100.0%
11-1-212-2829-000-3435-00000-907305-	RETIREMENT - UNFUNDED	-	642	641	-	(642)	-100.0%
11-1-212-2830-000-3435-00000-907305-	FICA	-	372	371	-	(372)	-100.0%
11-1-212-2840-000-3435-00000-907305-	WORKERS COMP	-	6	7	-	(6)	-100.0%
11-1-212-2920-000-3435-00000-907305-	CASH IN LIEU	-	541	534	-	(541)	-100.0%
11-1-212-2921-000-3435-00000-907305-	CASH IN LIEU LIFE	-	47	49	-	(47)	-100.0%
TOTAL EV HV CARRY OVER		-	7,022	7,022	-	(7,022)	-100.0%
907315 32p EC HV							
11-1-212-1220-000-3435-00000-907315-	PARENT ED (C STAM)	18,980	8,041	8,041	-	(8,041)	-100.0%
11-1-212-1222-000-3435-00000-907315-	PARENT ED (J COOK)	9,989	3,995	3,995	-	(3,995)	-100.0%
11-1-212-1790-000-3435-00000-907315-	CELL PHONE STIPENDS	291	132	132	-	(132)	-100.0%
11-1-212-2110-000-3435-00000-907315-	LIFE INSURANCE	10	6	6	-	(6)	-100.0%
11-1-212-2120-000-3435-00000-907315-	LTD INSURANCE	52	27	27	-	(27)	-100.0%
11-1-212-2140-000-3435-00000-907315-	DENTAL INSURANCE	192	91	91	-	(91)	-100.0%
11-1-212-2150-000-3435-00000-907315-	VISION INSURANCE	33	17	17	-	(17)	-100.0%
11-1-212-2820-000-3435-00000-907315-	RETIREMENT	8,493	3,603	3,603	-	(3,603)	-100.0%
11-1-212-2829-000-3435-00000-907315-	RETIREMENT - UNFUNDED	2,525	1,291	1,291	-	(1,291)	-100.0%
11-1-212-2830-000-3435-00000-907315-	FICA	2,410	1,018	1,018	-	(1,018)	-100.0%

OTTAWA AREA ISD
ANNUAL BUDGET PLANNER

11 GENERAL FUND (ISD)	DESCRIPTION	2024-25 ACTUAL	2025-26 AMENDED	2025-26 YTD	2026-2027 PROPOSED	CHANGE	PCT CHANGE
11-1-212-2840-000-3435-00000-907315-	WORKERS COMP	38	28	28	-	(28)	-100.0%
11-1-212-2920-000-3435-00000-907315-	CASH IN LIEU	2,332	1,176	1,176	-	(1,176)	-100.0%
11-1-212-2921-000-3435-00000-907315-	CASH IN LIEU LIFE	203	98	98	-	(98)	-100.0%
11-1-212-3210-000-3435-00000-907315-	PARENT EDUCATORS MILEAGE	3,709	1,616	1,616	-	(1,616)	-100.0%
11-1-212-5996-000-3435-00000-907315-	MISC SUPPLIES & MATERIALS	-	1,386	1,386	-	(1,386)	-100.0%
11-1-212-7410-000-3435-00000-907315-	PARENT EDUCATORS DUES & FEES	65	690	690	-	(690)	-100.0%
11-1-226-1170-000-3435-00000-907315-	DIRECTOR A KIMBER	7,098	4,164	4,164	-	(4,164)	-100.0%
11-1-226-1790-000-3435-00000-907315-	CELL PHONE STIPENDS	65	39	39	-	(39)	-100.0%
11-1-226-2110-000-3435-00000-907315-	LIFE INSURANCE	5	2	2	-	(2)	-100.0%
11-1-226-2120-000-3435-00000-907315-	LTD INSURANCE	21	9	9	-	(9)	-100.0%
11-1-226-2130-000-3435-00000-907315-	HEALTH INSURANCE	-	737	737	-	(737)	-100.0%
11-1-226-2132-000-3435-00000-907315-	HEALTH ADMIN FEES	4	-	-	-	-	100.0%
11-1-226-2140-000-3435-00000-907315-	DENTAL INSURANCE	-	55	55	-	(55)	-100.0%
11-1-226-2150-000-3435-00000-907315-	VISION INSURANCE	-	4	4	-	(4)	-100.0%
11-1-226-2820-000-3435-00000-907315-	RETIREMENT	2,226	1,306	1,306	-	(1,306)	-100.0%
11-1-226-2828-000-3435-00000-907315-	ORS 3% REIMBURSEMENT	277	92	92	-	(92)	-100.0%
11-1-226-2829-000-3435-00000-907315-	RETIREMENT - UNFUNDED	619	441	441	-	(441)	-100.0%
11-1-226-2830-000-3435-00000-907315-	FICA	553	308	308	-	(308)	-100.0%
11-1-226-2840-000-3435-00000-907315-	WORKERS COMP	10	8	8	-	(8)	-100.0%
11-1-226-2920-000-3435-00000-907315-	CASH IN LIEU	193	-	-	-	-	100.0%
11-1-226-2921-000-3435-00000-907315-	CASH IN LIEU LIFE	54	23	23	-	(23)	-100.0%
11-1-283-3220-000-3435-00000-907315-	CONFERENCE EXPENSE	3,050	139	139	-	(139)	-100.0%
TOTAL 32p EC HV		63,497	30,538	30,538	-	(30,538)	-100.0%
907325 32p GSC							
11-1-283-3220-000-3435-00000-907325-	CONFERENCE EXPENSE	809	12,641	12,641	-	(12,641)	-100.0%
11-1-311-1170-000-3435-00000-907325-	DIRECTOR-EIZENGA	36,278	21,118	21,118	-	(21,118)	-100.0%
11-1-311-1290-000-3435-00000-907325-	GSC LIAISON-K OZUNA	15,615	5,997	5,997	-	(5,997)	-100.0%
11-1-311-1620-000-3435-00000-907325-	OFFICE ASSISTANT-NS	8,368	3,139	3,139	-	(3,139)	-100.0%
11-1-311-1621-000-3435-00000-907325-	ASQ MANAGER-TS	6,079	1,607	1,607	-	(1,607)	-100.0%
11-1-311-1790-000-3435-00000-907325-	CELL PHONE STIPENDS	-	152	152	-	(152)	-100.0%
11-1-311-2110-000-3435-00000-907325-	LIFE INSURANCE	48	18	18	-	(18)	-100.0%
11-1-311-2120-000-3435-00000-907325-	LTD INSURANCE	185	93	93	-	(93)	-100.0%
11-1-311-2130-000-3435-00000-907325-	HEALTH INSURANCE	3,686	4,448	4,448	-	(4,448)	-100.0%
11-1-311-2132-000-3435-00000-907325-	HEALTH ADMIN FEES	7	3	3	-	(3)	-100.0%
11-1-311-2133-000-3435-00000-907325-	HEALTH SAVINGS ACCOUNT	376	97	97	-	(97)	-100.0%
11-1-311-2140-000-3435-00000-907325-	DENTAL INSURANCE	818	457	457	-	(457)	-100.0%
11-1-311-2150-000-3435-00000-907325-	VISION INSURANCE	108	40	40	-	(40)	-100.0%
11-1-311-2820-000-3435-00000-907325-	RETIREMENT	20,606	10,063	10,063	-	(10,063)	-100.0%
11-1-311-2828-000-3435-00000-907325-	ORS 3% REIMBURSEMENT	836	310	310	-	(310)	-100.0%

OTTAWA AREA ISD
ANNUAL BUDGET PLANNER

11 GENERAL FUND (ISD)	DESCRIPTION	2024-25 ACTUAL	2025-26 AMENDED	2025-26 YTD	2026-2027 PROPOSED	CHANGE	PCT CHANGE
11-1-311-2829-000-3435-00000-907325-	RETIREMENT - UNFUNDED	5,782	3,393	3,393	-	(3,393)	-100.0%
11-1-311-2830-000-3435-00000-907325-	FICA	4,669	2,367	2,367	-	(2,367)	-100.0%
11-1-311-2840-000-3435-00000-907325-	WORKERS COMP	355	204	204	-	(204)	-100.0%
11-1-311-2920-000-3435-00000-907325-	CASH IN LIEU	6,621	1,009	1,009	-	(1,009)	-100.0%
11-1-311-2921-000-3435-00000-907325-	CASH IN LIEU LIFE	292	239	239	-	(239)	-100.0%
11-1-311-3210-000-3435-00000-907325-	GSC LOCAL MILEAGE	980	273	273	-	(273)	-100.0%
11-1-311-5110-000-3435-00000-907325-	ASQ MATERIALS	2,441	-	-	-	-	100.0%
11-1-311-5410-000-3435-00000-907325-	SUBSCRIPTIONS ASQ	5,194	-	-	-	-	100.0%
11-1-311-5990-000-3435-00000-907325-	MEETING OFFICE SUPPLIES	83	-	-	-	-	100.0%
11-1-331-3125-000-3435-00000-907325-	PARENT STIPENDS - REG MEETINGS	725	275	275	-	(275)	-100.0%
11-1-331-3190-000-3435-00000-907325-	HELP ME GROW PROMO P/S	1,850	-	-	-	-	100.0%
11-1-331-3610-000-3435-00000-907325-	PRINTING	2,145	260	260	-	(260)	-100.0%
11-1-331-5990-000-3435-00000-907325-	HELP ME GROW MATERIALS	1,080	3,586	3,586	-	(3,586)	-100.0%
11-1-331-5997-000-3435-00000-907325-	MEETING EXPENSE-FOOD	463	106	106	-	(106)	-100.0%
11-1-351-3190-000-3435-00000-907325-	CHILD CARE	728	-	-	-	-	100.0%
TOTAL 32p GSC		127,226	71,893	71,893	-	(71,893)	-100.0%
907334 32p GSC CARRY OVER							
11-1-311-1170-000-3434-00000-907334-	DIRECTOR	11,493	-	-	-	-	100.0%
11-1-311-1290-000-3434-00000-907334-	GSC PARENT LIAISON-K OZUNA	3,763	-	-	-	-	100.0%
11-1-311-1620-000-3434-00000-907334-	OFFICE ASSISTANT- N SARLI	915	-	-	-	-	100.0%
11-1-311-1621-000-3434-00000-907334-	ASQ - T SCHIPPERS	864	-	-	-	-	100.0%
11-1-311-2110-000-3434-00000-907334-	LIFE INSURANCE	13	-	-	-	-	100.0%
11-1-311-2120-000-3434-00000-907334-	LTD INSURANCE	47	-	-	-	-	100.0%
11-1-311-2130-000-3434-00000-907334-	HEALTH INSURANCE	341	-	-	-	-	100.0%
11-1-311-2132-000-3434-00000-907334-	HEALTH ADMIN FEES	1	-	-	-	-	100.0%
11-1-311-2140-000-3434-00000-907334-	DENTAL INSURANCE	168	-	-	-	-	100.0%
11-1-311-2150-000-3434-00000-907334-	VISION INSURANCE	27	-	-	-	-	100.0%
11-1-311-2820-000-3434-00000-907334-	RETIREMENT	5,306	-	-	-	-	100.0%
11-1-311-2829-000-3434-00000-907334-	RETIREMENT - UNFUNDED	2,105	-	-	-	-	100.0%
11-1-311-2830-000-3434-00000-907334-	FICA	1,187	-	-	-	-	100.0%
11-1-311-2840-000-3434-00000-907334-	WORKERS COMP	95	-	-	-	-	100.0%
11-1-311-2920-000-3434-00000-907334-	CASH IN LIEU	1,816	-	-	-	-	100.0%
11-1-311-2921-000-3434-00000-907334-	CASH IN LIEU LIFE	165	-	-	-	-	100.0%
TOTAL 32p GSC CARRY OVER		28,306	-	-	-	-	100.0%
907334 32p GSC CARRY OVER							

OTTAWA AREA ISD
ANNUAL BUDGET PLANNER

11 GENERAL FUND (ISD)	DESCRIPTION	2024-25 ACTUAL	2025-26 AMENDED	2025-26 YTD	2026-2027 PROPOSED	CHANGE	PCT CHANGE
	DIRECTOR	-	7,436	7,436	-	(7,436)	-100.0%
	GSC PARENT LIAISON-K OZUNA	-	10,058	12,190	-	(10,058)	-100.0%
	ASQ MANAGER-TS	-	3,542	3,233	-	(3,542)	-100.0%
	CELL PHONE STIPENDS	-	56	56	-	(56)	-100.0%
	LIFE INSURANCE	-	11	12	-	(11)	-100.0%
	LTD INSURANCE	-	49	56	-	(49)	-100.0%
	HEALTH INSURANCE	-	1,316	2,094	-	(1,316)	-100.0%
	HEALTH SAVINGS ACCOUNT	-	239	512	-	(239)	-100.0%
	DENTAL INSURANCE	-	214	335	-	(214)	-100.0%
	VISION INSURANCE	-	29	34	-	(29)	-100.0%
	RETIREMENT	-	8,823	6,235	-	(8,823)	-100.0%
	RETIREMENT - UNFUNDED	-	4,084	3,434	-	(4,084)	-100.0%
	FICA	-	1,753	1,731	-	(1,753)	-100.0%
	WORKERS COMP	-	268	259	-	(268)	-100.0%
	CASH IN LIEU	-	1,470	866	-	(1,470)	-100.0%
	CASH IN LIEU LIFE	-	188	203	-	(188)	-100.0%
	CONTRACTED SERV-STIPENDS	-	550	200	-	(550)	-100.0%
	VENUE RENTAL	-	75	75	-	(75)	-100.0%
	MEETING EXPENSE \$30*3	-	105	18	-	(105)	-100.0%
	CONTRACTED SERVICES-CHILDCARE	-	255	168	-	(255)	-100.0%
	TOTAL 32p GSC CARRY OVER	-	40,521	39,149	-	(40,521)	-100.0%
	907365 32p4						
	PARENT ED (E CULVER)	1,801	3,531	3,531	-	(3,531)	-100.0%
	CELL PHONE STIPENDS	20	60	60	-	(60)	-100.0%
	RETIREMENT	464	1,133	1,133	-	(1,133)	-100.0%
	RETIREMENT - UNFUNDED	157	374	374	-	(374)	-100.0%
	FICA	138	270	270	-	(270)	-100.0%
	WORKERS COMP	19	95	95	-	(95)	-100.0%
	MILEAGE (EC/NEW)	205	305	305	-	(305)	-100.0%
	DUES & FEES-PAT	285	345	345	-	(345)	-100.0%
	PARENT ED SUPRV (A KIMBER)	1,952	4,462	4,462	-	(4,462)	-100.0%
	CELL PHONE STIPENDS	20	34	34	-	(34)	-100.0%
	LIFE INSURANCE	1	2	2	-	(2)	-100.0%
	LTD INSURANCE	5	12	12	-	(12)	-100.0%
	HEALTH INSURANCE	-	789	789	-	(789)	-100.0%
	HEALTH ADMIN FEES	1	-	-	-	-	100.0%
	DENTAL INSURANCE	-	59	59	-	(59)	-100.0%

OTTAWA AREA ISD
ANNUAL BUDGET PLANNER

11 GENERAL FUND (ISD)	DESCRIPTION	2024-25 ACTUAL	2025-26 AMENDED	2025-26 YTD	2026-2027 PROPOSED	CHANGE	PCT CHANGE
11-1-226-2150-000-3435-00000-907365-	VISION INSURANCE	-	4	4	-	(4)	-100.0%
11-1-226-2820-000-3435-00000-907365-	RETIREMENT	612	1,399	1,399	-	(1,399)	-100.0%
11-1-226-2828-000-3435-00000-907365-	ORS 3% REFUND	139	46	46	-	(46)	-100.0%
11-1-226-2829-000-3435-00000-907365-	RETIREMENT - UNFUNDED	170	472	472	-	(472)	-100.0%
11-1-226-2830-000-3435-00000-907365-	FICA	152	329	329	-	(329)	-100.0%
11-1-226-2840-000-3435-00000-907365-	WORKERS COMP	3	9	9	-	(9)	-100.0%
11-1-226-2920-000-3435-00000-907365-	CASH IN LIEU	53	-	-	-	-	100.0%
11-1-226-2921-000-3435-00000-907365-	CASH IN LIEU LIFE	31	24	24	-	(24)	-100.0%
11-1-226-7410-000-3435-00000-907365-	DUES & FEES-SUPERVISOR	70	280	280	-	(280)	-100.0%
11-1-281-3190-000-3435-00000-907365-	MPHI CONTRACTED SUPPORT	3,465	-	-	-	-	100.0%
11-1-281-3191-000-3435-00000-907365-	PAT STATE AFFILIATION FEE	-	2,200	2,200	-	(2,200)	-100.0%
11-1-283-3221-000-3435-00000-907365-	CONFERENCE EXP-VARIOUS	573	-	-	-	-	100.0%
11-1-331-3610-000-3435-00000-907365-	PRINTING	232	-	-	-	-	100.0%
11-1-331-5990-000-3435-00000-907365-	OUTREACH EVENT MATERIALS	156	-	-	-	-	100.0%
11-1-331-5996-000-3435-00000-907365-	OUTREACH/RECRUIT BOOKS	-	2,648	2,648	-	(2,648)	-100.0%
11-1-331-5997-000-3435-00000-907365-	MEETING EXP-GROUP CONNECTION	52	-	-	-	-	100.0%
TOTAL 32p 4		10,776	18,882	18,882	-	(18,882)	-100.0%
907374 32p4 CARRY OVER							
11-1-212-1220-000-3434-00000-907374-	PARENT ED (E CULVER)	11,615	-	-	-	-	100.0%
11-1-212-1790-000-3434-00000-907374-	CELL PHONE STIPENDS	160	-	-	-	-	100.0%
11-1-212-2820-000-3434-00000-907374-	RETIREMENT	3,480	-	-	-	-	100.0%
11-1-212-2829-000-3434-00000-907374-	RETIREMENT - UNFUNDED	1,276	-	-	-	-	100.0%
11-1-212-2830-000-3434-00000-907374-	FICA	889	-	-	-	-	100.0%
11-1-212-2840-000-3434-00000-907374-	WORKERS COMP	236	-	-	-	-	100.0%
11-1-212-3210-000-3434-00000-907374-	LOCAL MILEAGE	691	-	-	-	-	100.0%
11-1-212-5990-000-3434-00000-907374-	MISC SUPPLIES AND MATERIALS	154	-	-	-	-	100.0%
11-1-226-1170-000-3434-00000-907374-	PARENT ED SUPRV (A KIMBER)	17,037	-	-	-	-	100.0%
11-1-226-1790-000-3434-00000-907374-	CELL PHONE STIPENDS	156	-	-	-	-	100.0%
11-1-226-2110-000-3434-00000-907374-	LIFE INSURANCE	11	-	-	-	-	100.0%
11-1-226-2120-000-3434-00000-907374-	LTD INSURANCE	57	-	-	-	-	100.0%
11-1-226-2132-000-3434-00000-907374-	HEALTH ADMIN FEES	10	-	-	-	-	100.0%
11-1-226-2820-000-3434-00000-907374-	RETIREMENT	5,343	-	-	-	-	100.0%
11-1-226-2828-000-3434-00000-907374-	ORS 3% REIMBURSEMENT	431	-	-	-	-	100.0%
11-1-226-2829-000-3434-00000-907374-	RETIREMENT - UNFUNDED	1,871	-	-	-	-	100.0%
11-1-226-2830-000-3434-00000-907374-	FICA	1,309	-	-	-	-	100.0%
11-1-226-2840-000-3434-00000-907374-	WORKERS COMP	26	-	-	-	-	100.0%
11-1-226-2920-000-3434-00000-907374-	CASH IN LIEU	463	-	-	-	-	100.0%

OTTAWA AREA ISD
ANNUAL BUDGET PLANNER

11 GENERAL FUND (ISD)	DESCRIPTION	2024-25 ACTUAL	2025-26 AMENDED	2025-26 YTD	2026-2027 PROPOSED	CHANGE	PCT CHANGE
11-1-226-2921-000-3434-00000-907374-	CASH IN LIEU LIFE	130	-	-	-	-	100.0%
11-1-226-3210-000-3434-00000-907374-	MILEAGE	35	-	-	-	-	100.0%
11-1-331-3190-000-3434-00000-907374-	CONTRACTED SERVICES-MIECC	3,000	-	-	-	-	100.0%
11-1-331-3610-000-3434-00000-907374-	PRINTING	5,700	-	-	-	-	100.0%
11-1-331-5990-000-3434-00000-907374-	EVENT SUPPLIES AND MATERIALS	2,500	-	-	-	-	100.0%
11-1-331-5996-000-3434-00000-907374-	BOOKS SUPPLIES & MATERIALS	17,102	-	-	-	-	100.0%
11-1-331-5997-000-3434-00000-907374-	GROUP CONNECTION SUPPLIES	2,021	-	-	-	-	100.0%
TOTAL 32p4 CARRY OVER		75,703	-	-	-	-	100.0%
907375 32p4 CARRY OVER							
11-1-212-1220-000-3435-00000-907375-	PARENT ED (E CULVER) .50	-	22,115	7,658	-	(22,115)	-100.0%
11-1-212-1221-000-3435-00000-907375-	PARENT ED (J COOK) .50	-	20,904	10,029	-	(20,904)	-100.0%
11-1-212-1222-000-3435-00000-907375-	PARENT ED (C STAM)	-	-	14,537	-	-	100.0%
11-1-212-1790-000-3435-00000-907375-	CELL PHONE STIPENDS	-	360	358	-	(360)	-100.0%
11-1-212-2110-000-3435-00000-907375-	LIFE INSURANCE	-	-	9	-	-	100.0%
11-1-212-2120-000-3435-00000-907375-	LTD INSURANCE	-	-	45	-	-	100.0%
11-1-212-2130-000-3435-00000-907375-	HEALTH INSURANCE	-	-	1,090	-	-	100.0%
11-1-212-2133-000-3435-00000-907375-	HEALTH SAVINGS ACCOUNT	-	-	515	-	-	100.0%
11-1-212-2140-000-3435-00000-907375-	DENTAL INSURANCE	-	-	281	-	-	100.0%
11-1-212-2150-000-3435-00000-907375-	VISION INSURANCE	-	-	29	-	-	100.0%
11-1-212-2820-000-3435-00000-907375-	RETIREMENT	-	9,967	7,855	-	(9,967)	-100.0%
11-1-212-2829-000-3435-00000-907375-	RETIREMENT - UNFUNDED	-	6,797	4,840	-	(6,797)	-100.0%
11-1-212-2830-000-3435-00000-907375-	FICA	-	3,298	2,472	-	(3,298)	-100.0%
11-1-212-2840-000-3435-00000-907375-	WORKERS COMP	-	155	111	-	(155)	-100.0%
11-1-212-2920-000-3435-00000-907375-	CASH IN LIEU	-	-	540	-	-	100.0%
11-1-212-2921-000-3435-00000-907375-	CIL-LIFE/LTC	-	-	162	-	-	100.0%
11-1-212-3210-000-3435-00000-907375-	LOCAL MILEAGE	-	479	800	-	(479)	-100.0%
11-1-226-1220-000-3435-00000-907375-	PARENT ED SUPRV (A KIMBER)	-	18,004	10,410	-	(18,004)	-100.0%
11-1-226-1790-000-3435-00000-907375-	CELL PHONE STIPENDS	-	135	68	-	(135)	-100.0%
11-1-226-2110-000-3435-00000-907375-	LIFE INSURANCE	-	9	6	-	(9)	-100.0%
11-1-226-2120-000-3435-00000-907375-	LTD INSURANCE	-	50	35	-	(50)	-100.0%
11-1-226-2130-000-3435-00000-907375-	HEALTH INSURANCE	-	3,204	1,872	-	(3,204)	-100.0%
11-1-226-2140-000-3435-00000-907375-	DENTAL INSURANCE	-	241	141	-	(241)	-100.0%
11-1-226-2150-000-3435-00000-907375-	VISION INSURANCE	-	17	10	-	(17)	-100.0%
11-1-226-2820-000-3435-00000-907375-	RETIREMENT	-	5,697	3,114	-	(5,697)	-100.0%
11-1-226-2829-000-3435-00000-907375-	RETIREMENT - UNFUNDED	-	2,861	1,564	-	(2,861)	-100.0%
11-1-226-2830-000-3435-00000-907375-	FICA	-	1,399	760	-	(1,399)	-100.0%
11-1-226-2840-000-3435-00000-907375-	WORKERS COMP	-	24	15	-	(24)	-100.0%
11-1-226-2921-000-3435-00000-907375-	CASH IN LIEU LIFE	-	98	57	-	(98)	-100.0%

OTTAWA AREA ISD
ANNUAL BUDGET PLANNER

11 GENERAL FUND (ISD)	DESCRIPTION	2024-25 ACTUAL	2025-26 AMENDED	2025-26 YTD	2026-2027 PROPOSED	CHANGE	PCT CHANGE
11-1-283-3220-000-3435-00000-907375-	CONFERENCE EXPENSE	-	2,700	2,045	-	(2,700)	-100.0%
11-1-331-5996-000-3435-00000-907375-	OUTREACH/RECRUIT BOOKS	-	10,000	5,000	-	(10,000)	-100.0%
TOTAL 32p4 CARRY OVER		-	108,514	76,423	-	(108,514)	-100.0%
907504 32p (4) HOME VISITATION 23/24							
11-1-212-1220-000-3434-00000-907504-	PARENT ED (E CULVER)	3,974	-	-	-	-	100.0%
11-1-212-1221-000-3434-00000-907504-	PARENT ED (NEW)	3,180	-	-	-	-	100.0%
11-1-212-1790-000-3434-00000-907504-	CELL PHONE STIPENDS	120	-	-	-	-	100.0%
11-1-212-2820-000-3434-00000-907504-	RETIREMENT	2,291	-	-	-	-	100.0%
11-1-212-2829-000-3434-00000-907504-	RETIREMENT - UNFUNDED	1,208	-	-	-	-	100.0%
11-1-212-2830-000-3434-00000-907504-	FICA	547	-	-	-	-	100.0%
11-1-212-2840-000-3434-00000-907504-	WORKERS COMP	157	-	-	-	-	100.0%
11-1-212-3210-000-3434-00000-907504-	MILEAGE (EC/NEW)	78	-	-	-	-	100.0%
11-1-212-7410-000-3434-00000-907504-	DUES & FEES-PAT	220	-	-	-	-	100.0%
11-1-226-1170-000-3434-00000-907504-	PARENT ED SUPRV (A KIMBER).02	1,916	-	-	-	-	100.0%
11-1-226-1790-000-3434-00000-907504-	CELL PHONE STIPENDS	18	-	-	-	-	100.0%
11-1-226-2110-000-3434-00000-907504-	LIFE INSURANCE	1	-	-	-	-	100.0%
11-1-226-2120-000-3434-00000-907504-	LTD INSURANCE	9	-	-	-	-	100.0%
11-1-226-2132-000-3434-00000-907504-	HEALTH ADMIN FEES	1	-	-	-	-	100.0%
11-1-226-2820-000-3434-00000-907504-	RETIREMENT	601	-	-	-	-	100.0%
11-1-226-2829-000-3434-00000-907504-	RETIREMENT - UNFUNDED	324	-	-	-	-	100.0%
11-1-226-2830-000-3434-00000-907504-	FICA	144	-	-	-	-	100.0%
11-1-226-2840-000-3434-00000-907504-	WORKERS COMP	3	-	-	-	-	100.0%
11-1-226-2920-000-3434-00000-907504-	CASH IN LIEU	52	-	-	-	-	100.0%
11-1-226-2921-000-3434-00000-907504-	CIL-LIFE/LTC	15	-	-	-	-	100.0%
11-1-281-3191-000-3434-00000-907504-	PAT STATE AFFILIATION FEE	2,200	-	-	-	-	100.0%
11-1-283-3220-000-3434-00000-907504-	CQI/MPHI/MDE CONFERENCE EXP	624	-	-	-	-	100.0%
11-1-331-5996-000-3434-00000-907504-	OUTREACH/RECRUIT BOOKS	10,658	-	-	-	-	100.0%
11-1-331-5997-000-3434-00000-907504-	GROUP CONNECTION SUPPLIES	80	-	-	-	-	100.0%
TOTAL 32p (4) HOME VISITATION 23/24		28,421	-	-	-	-	100.0%
907701 MAP IT PROJECT							

OTTAWA AREA ISD
ANNUAL BUDGET PLANNER

11 GENERAL FUND (ISD)	DESCRIPTION	2024-25 ACTUAL	2025-26 AMENDED	2025-26 YTD	2026-2027 PROPOSED	CHANGE	PCT CHANGE
	CONTRACTED SERVICES	1,650	19,437	4,461	14,436	(5,001)	-25.7%
	CONFERENCE EXPENSE-TM	-	5,000	3,803	-	(5,000)	-100.0%
	MISC SUPPLIES & MATERIALS	-	1,470	-	1,469	(1)	0.0%
	PURCHASE SERVICES-IT	-	37,500	-	37,500	-	0.0%
	TOTAL MAP IT PROJECT	1,650	63,406	8,264	53,405	(10,001)	-15.8%
	908004 TITLE III A FY 23/24						
	11-1-125-1240-000-6844-00000-908004-	213	-	-	-	-	100.0%
	11-1-125-2110-000-6844-00000-908004-	0	-	-	-	-	100.0%
	11-1-125-2120-000-6844-00000-908004-	1	-	-	-	-	100.0%
	11-1-125-2140-000-6844-00000-908004-	6	-	-	-	-	100.0%
	11-1-125-2150-000-6844-00000-908004-	0	-	-	-	-	100.0%
	11-1-125-2820-000-6844-00000-908004-	67	-	-	-	-	100.0%
	11-1-125-2829-000-6844-00000-908004-	36	-	-	-	-	100.0%
	11-1-125-2830-000-6844-00000-908004-	16	-	-	-	-	100.0%
	11-1-125-2840-000-6844-00000-908004-	1	-	-	-	-	100.0%
	11-1-221-3221-000-6844-00000-908004-	750	-	-	-	-	100.0%
	11-1-411-8510-000-6844-00000-908004-	7,315	-	-	-	-	100.0%
	TOTAL TITLE III A FY 23/24	8,405	-	-	-	-	100.0%
	908405 TITLE III A FY 25						
	11-1-411-8510-000-6845-00000-908405-	56,572	9,124	9,124	-	(9,124)	-100.0%
	TOTAL TITLE III A FY 25	56,572	9,124	9,124	-	(9,124)	-100.0%
	908406 TITLE III A FY 26						
	11-1-125-5110-000-6846-00000-908406-	-	397	-	-	(397)	-100.0%
	11-1-411-8510-000-6846-00000-908406-	-	39,481	12,427	43,000	3,519	8.9%
	11-1-221-1210-000-6846-00000-908406-	-	-	-	2,594	2,594	100.0%
	11-1-221-2110-000-6846-00000-908406-	-	-	-	1	1	100.0%
	11-1-221-2120-000-6846-00000-908406-	-	-	-	2	2	100.0%
	11-1-221-2130-000-6846-00000-908406-	-	-	-	95	95	100.0%
	11-1-221-2132-000-6846-00000-908406-	-	-	-	1	1	100.0%

OTTAWA AREA ISD
ANNUAL BUDGET PLANNER

11 GENERAL FUND (ISD)	DESCRIPTION	2024-25 ACTUAL	2025-26 AMENDED	2025-26 YTD	2026-2027 PROPOSED	CHANGE	PCT CHANGE
11-1-221-2140-000-6846-00000-908406-	DENTAL INSURANCE	-	-	-	10	10	100.0%
11-1-221-2150-000-6846-00000-908406-	VISION INSURANCE	-	-	-	5	5	100.0%
11-1-221-2820-000-6846-00000-908406-	RETIREMENT	-	-	-	600	600	100.0%
11-1-221-2829-000-6846-00000-908406-	RETIREMENT - UNFUNDED	-	-	-	350	350	100.0%
11-1-221-2830-000-6846-00000-908406-	FICA	-	-	-	198	198	100.0%
11-1-221-2840-000-6846-00000-908406-	WORKERS COMP	-	-	-	2	2	100.0%
11-1-221-2920-000-6846-00000-908406-	CASH IN LIEU	-	-	-	10	10	100.0%
11-1-221-2921-000-6846-00000-908406-	CIL-LIFE/LTC	-	-	-	5	5	100.0%
TOTAL TITLE III A FY 26		-	39,878	12,427	46,873	6,995	17.5%
908407 TITLE III A FY 27							
11-1-411-8510-000-6847-00000-908407-	TRANSFER TO LOCALS-SUB GRANTE	-	-	-	51,716	51,716	100.0%
TOTAL TITLE III A FY 27		-	-	-	51,716	51,716	100.0%
920193 MI HEALTH ENDOWMENT FUND							
11-1-311-5996-000-9202-00000-920192-	TOWER GARDEN MATERIALS	-	6,175	-	-	(6,175)	-100.0%
TOTAL MI HEALTH ENDOWMENT FUND		-	6,175	-	-	(6,175)	-100.0%
920204 EARLY CHILD SUPP NET 23/24							
11-1-226-1162-000-7784-00000-920204-	SUPERVISOR (M SCHMIDT)	1,595	-	-	-	-	0.0%
11-1-226-1170-000-7784-00000-920204-	TTA DIRECTOR (K PEPPIN)	23,443	-	-	-	-	0.0%
11-1-226-1290-000-7784-00000-920204-	CONSULTANT (J DUNKS)	18,637	-	-	-	-	0.0%
11-1-226-1790-000-7784-00000-920204-	CELL PHONE STIPENDS	368	-	-	-	-	0.0%
11-1-226-1791-000-7784-00000-920204-	VACATION PAYOUT	1,312	-	-	-	-	0.0%
11-1-226-2110-000-7784-00000-920204-	LIFE INSURANCE	29	-	-	-	-	0.0%
11-1-226-2120-000-7784-00000-920204-	LTD INSURANCE	182	-	-	-	-	0.0%
11-1-226-2130-000-7784-00000-920204-	HEALTH INSURANCE	5,545	-	-	-	-	0.0%
11-1-226-2132-000-7784-00000-920204-	HEALTH ADMIN FEES	12	-	-	-	-	0.0%
11-1-226-2140-000-7784-00000-920204-	DENTAL INSURANCE	812	-	-	-	-	0.0%
11-1-226-2150-000-7784-00000-920204-	VISION INSURANCE	54	-	-	-	-	0.0%
11-1-226-2820-000-7784-00000-920204-	RETIREMENT	13,688	-	-	-	-	0.0%
11-1-226-2829-000-7784-00000-920204-	RETIREMENT - UNFUNDED	7,377	-	-	-	-	0.0%
11-1-226-2830-000-7784-00000-920204-	FICA	3,336	-	-	-	-	0.0%
11-1-226-2840-000-7784-00000-920204-	WORKERS COMP	74	-	-	-	-	0.0%
11-1-226-2920-000-7784-00000-920204-	CASH IN LIEU	501	-	-	-	-	0.0%

OTTAWA AREA ISD
ANNUAL BUDGET PLANNER

11 GENERAL FUND (ISD)	DESCRIPTION	2024-25 ACTUAL	2025-26 AMENDED	2025-26 YTD	2026-2027 PROPOSED	CHANGE	PCT CHANGE
11-1-226-2921-000-7784-00000-920204-	CIL-LIFE/LTC	388	-	-	-	-	0.0%
11-1-226-3212-000-7784-00000-920204-	MILEAGE PEPPIN	174	-	-	-	-	0.0%
11-1-252-1310-000-7784-00000-920204-	ACCOUNTING	591	-	-	-	-	0.0%
11-1-252-1790-000-7784-00000-920204-	CELL PHONE STIPENDS	4	-	-	-	-	0.0%
11-1-252-2110-000-7784-00000-920204-	LIFE INSURANCE	0	-	-	-	-	0.0%
11-1-252-2120-000-7784-00000-920204-	LTD INSURANCE	2	-	-	-	-	0.0%
11-1-252-2130-000-7784-00000-920204-	HEALTH INSURANCE	41	-	-	-	-	0.0%
11-1-252-2133-000-7784-00000-920204-	HEALTH SAVINGS ACCOUNT	9	-	-	-	-	0.0%
11-1-252-2140-000-7784-00000-920204-	DENTAL INSURANCE	4	-	-	-	-	0.0%
11-1-252-2150-000-7784-00000-920204-	VISION INSURANCE	1	-	-	-	-	0.0%
11-1-252-2820-000-7784-00000-920204-	RETIREMENT	185	-	-	-	-	0.0%
11-1-252-2829-000-7784-00000-920204-	RETIREMENT - UNFUNDED	100	-	-	-	-	0.0%
11-1-252-2830-000-7784-00000-920204-	FICA	43	-	-	-	-	0.0%
11-1-252-2840-000-7784-00000-920204-	WORKERS COMP	1	-	-	-	-	0.0%
11-1-252-2921-000-7784-00000-920204-	CIL-LIFE/LTC	4	-	-	-	-	0.0%
11-1-283-3190-000-7784-00000-920204-	CONTRACTED SERV-REFLEC SUPRV	220	-	-	-	-	0.0%
11-1-283-3191-000-7784-00000-920204-	CONT SERVICE-TRAINING/TA	739	-	-	-	-	0.0%
11-1-283-3222-000-7784-00000-920204-	CONFERENCE EXPENSES DUNKS	258	-	-	-	-	0.0%
11-1-283-3223-000-7784-00000-920204-	CONF EXP REGISTRATION DUNKS	179	-	-	-	-	0.0%
11-1-283-3224-000-7784-00000-920204-	CONFERENCE EXPENSES PEPPIN	372	-	-	-	-	0.0%
11-1-284-5410-000-7784-00000-920204-	SUBSCRIPTIONS	91	-	-	-	-	0.0%
Total EARLY CHILD SUPP NET 23/24		80,371	-	-	-	-	0.0%
TOTAL GENERAL FUND		39,276,837	50,102,526	24,123,414	52,447,040.22	2,344,515	4.7%

THE REVISED SCHOOL CODE (EXCERPT)
Act 451 of 1976

380.624 Annual general fund operating budget.

Sec. 624. (1) Not later than April 1 of each year, the intermediate school board shall prepare an annual general fund operating budget, which shall be in the form prescribed by the county tax allocation board, and shall file the budget with the county clerk of each county in which the intermediate school board is situated except a county that has established separate tax limitation millage rates pursuant to sections 5a to 5l of the property tax limitation act, 1933 PA 62, MCL 211.205a to 211.205l. Each county clerk receiving the budget shall deliver it to the county tax allocation board in the same manner as other school district budgets are handled.

(2) An intermediate school board shall have its proposed budget reviewed by its constituent districts each year as follows:

(a) Not later than May 1 of each year, the intermediate school board shall submit its proposed budget for the next school fiscal year to the board of each constituent district for review.

(b) Not later than June 1 of each year, the board of each constituent district shall review the proposed intermediate school district budget, shall adopt a board resolution expressing its support for or disapproval of the proposed intermediate school district budget, and shall submit to the intermediate school board any specific objections and proposed changes the constituent district board has to the budget. If an intermediate school board receives any specific objections or proposed changes, the intermediate school board shall consider the proposed budget changes.

(3) The tax allocation board shall receive the budget from its county clerk and shall allocate a tax rate to the intermediate school district. Not later than September 1 of each year, or not later than 5 days after the election if taxes are authorized at an election held pursuant to section 36(2) of the general property tax act, 1893 PA 206, MCL 211.36, the secretary of the intermediate school board shall file a certified copy of the resolution of the intermediate school board certifying the taxes to be levied on the taxable property within the intermediate school district with the clerk of each city and township in which the district is situated.

(4) As used in this section, "general fund operating budget" means the budget that includes revenues from the intermediate school district's share of mills as determined by the tax allocation board or by referendum and state school aid. Disbursements from the general fund operating budget shall apply to those expenditures required for the operation of all intermediate school district programs except cooperative education, special education, and vocational education, and may apply to any expenditures from the general fund to assist with the costs of cooperative education, special education, and vocational education.

History: 1976, Act 451, Imd. Eff. Jan. 13, 1977;—Am. 1979, Act 131, Imd. Eff. Oct. 26, 1979;—Am. 1981, Act 87, Imd. Eff. July 2, 1981;—Am. 1995, Act 289, Eff. July 1, 1996;—Am. 2004, Act 234, Imd. Eff. July 21, 2004.

Popular name: Act 451