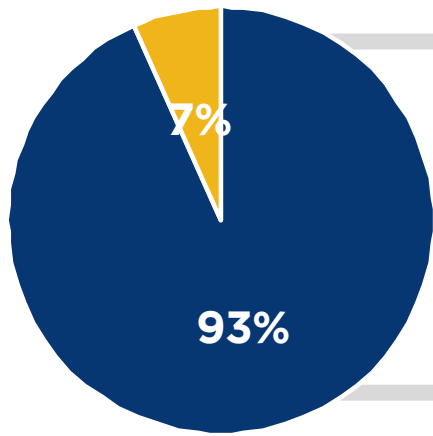




SUMMARY: This infographic provides a look at staff and student devices as well as the bond and iFee fund account summaries.



BOND FUNDS

LISD received a bond in 2017. The following graph depicts the expenditures and balance.

- 96M Spent
- 5.7M Remaining



iFEES

Current student iFee account.

- 783K Revenue
- 43K Expense
- 3.1M Balance

*January 2022 Balance = 2.79M

DEVICES

Average age of devices for students and staff.



GRADES PK3 - 3

1 year



GRADES 4 - 12

1 year 1 month



TEACHERS

3 years 9 months

LEGEND

- 0 - 3.4 yr
- 3.5 - 4.4 yr
- 4.5 - 5 yr



TECHNOLOGY BOARD REPORT | As of 11/30/2024

SUMMARY: This infographic provides insight into how students utilize 1:X devices at home and at school for instructional purposes district-wide.

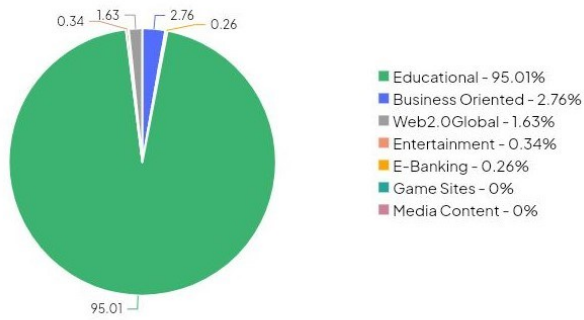


Broadband at Home
92.3%

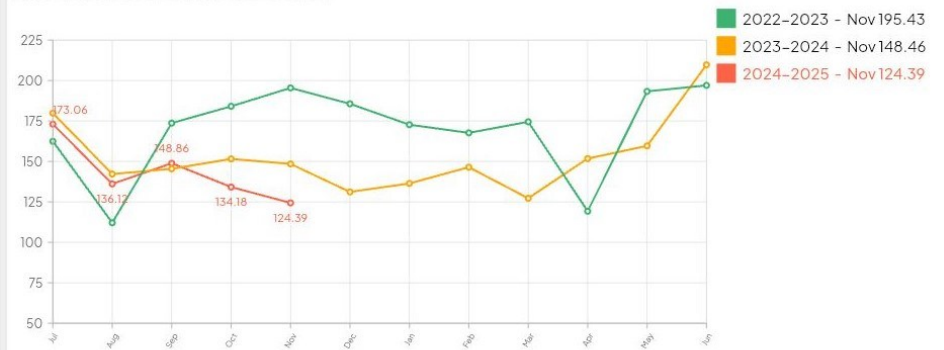
Opt-In Percentage
98.35%

Devices on Campus (1:X Only)
91.41%

Categories of the Content Viewed



Average monthly bandwidth per student (MB)



Average Daily Bandwidth Per Student - by Campus (MB)

