

Collin County Community College District

Investment Report

As of November 30, 2024



MEEDER
PUBLIC FUNDS

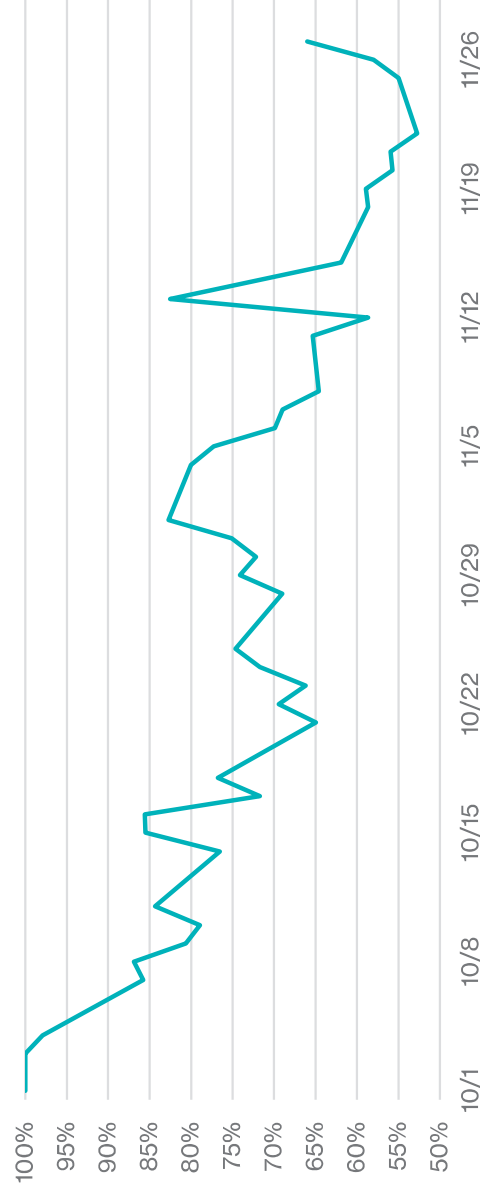
OBSERVATIONS AND EXPECTATIONS

- Most market participants are expecting a December 18th Fed rate cut
- The unemployment rate remains historically low, but has climbed
- Inflation's rate of change has fallen but is up about 24% from pre-COVID levels
- Average U.S. Treasury rates moved somewhat higher in November

December Fed Meeting: To Cut or Not To Cut

- With recently released economic data, market participants are expecting about a 65% chance of a 0.25% cut at the December Fed meeting.
- This probability was much higher in October when economic metrics were less robust.

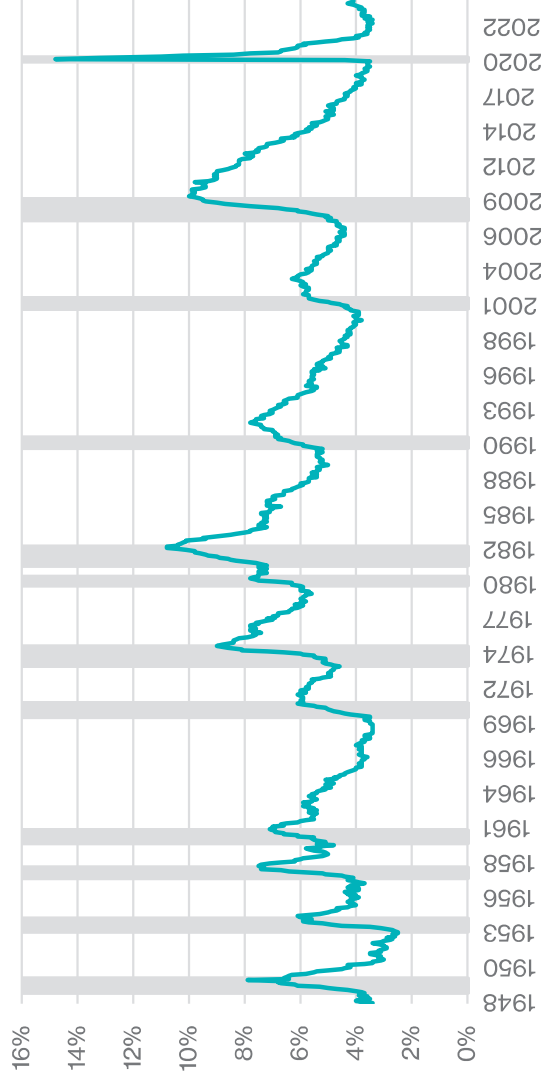
Probability of a 0.25% Cut at the December Fed Meeting



A Solid Job Market With Signs of Softness

- The U.S. unemployment rate hit a low for this cycle at 3.4% last year.
- The current rate of 4.1% is an extremely low rate by historical standards.
- In the past, when the unemployment rate increased by more than 0.5% from its recent low, the U.S. economy experienced a slow down or recession soon thereafter.

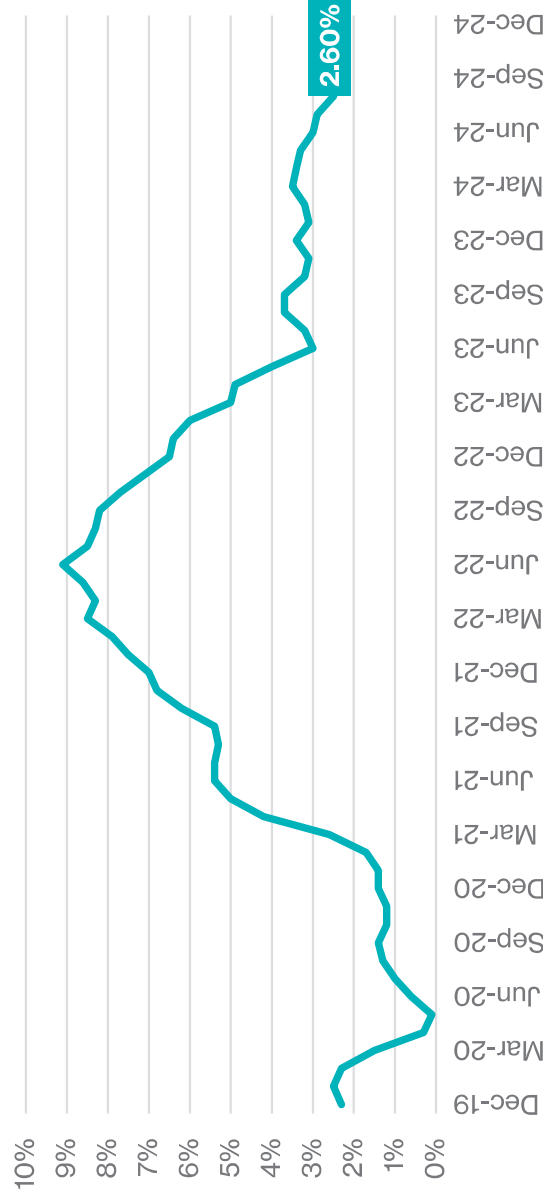
U.S. Unemployment Rate



SOURCE: BLOOMBERG, BUREAU OF LABOR STATISTICS, SHADED AREAS ARE RECESSIONS

Inflation's YoY Rate of Change Remains Below 3%

Consumer Price Index (CPI) YoY

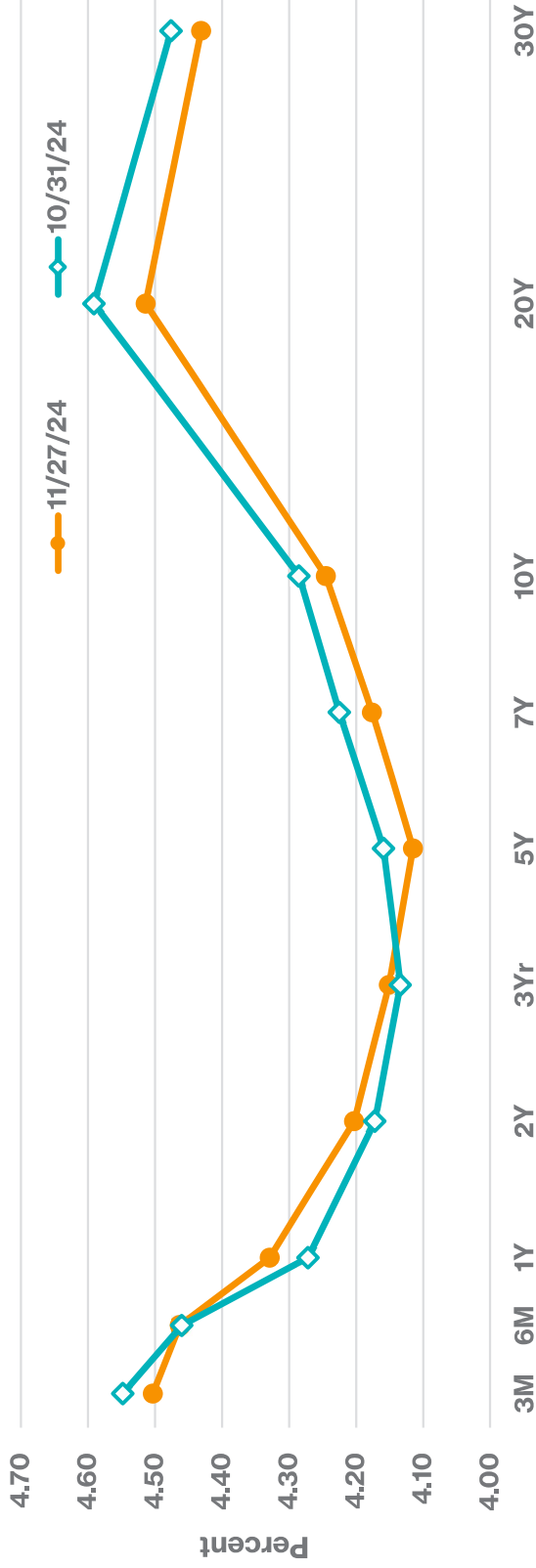


- Inflation's rate of change had declined materially from the June 2022 cycle high.
- Cumulative inflation however is up about 24% since pre-COVID.
- The Federal Reserve and Bloomberg's survey of economists expect the YoY rate to be slightly lower in 2025.

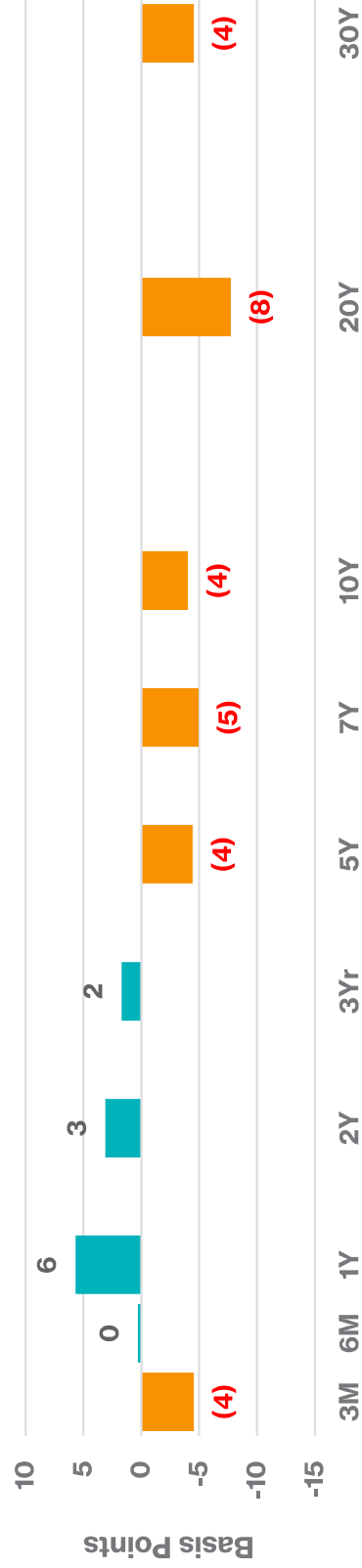
SOURCES: BLOOMBERG, BUREAU OF LABOR STATISTICS

Treasury Rates Were Mixed for the Month of November

U.S. Treasury Yield Curve Change



Basis Point Change





Contents

Portfolio Summary	6
Portfolio Overview	7
Summary by Type	8
Position Statement	10
Cash Reconciliation Report	15
Transaction Statement	16
Amortization Schedule	17
Accrued Interest Schedule	19
Earnings by Fund	22

Portfolio Summary

4.55

Weighted Average Yield to Maturity

0.33

Weighted Average Maturity (Years)

0.34

Portfolio Effective Duration (Years)

0.33

Weighted Average Life (Years)

AA+

Average Credit Rating

Portfolio Position

Par Value \$555,595,879

Principal Cost \$552,382,875

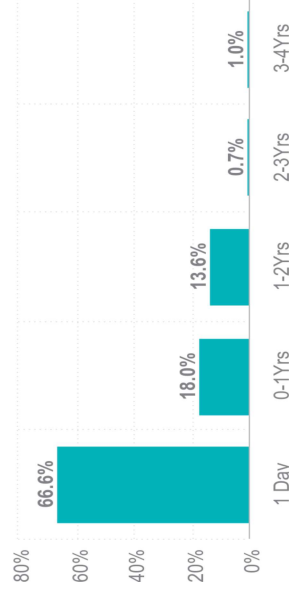
Book Value \$554,593,949

Market Value \$554,835,497

Unrealized Gain/Loss \$241,549

Accrued Interest \$1,834,274

Maturity Distribution



Sector Allocation





Portfolio Overview

SECURITY TYPE	PAR VALUE	MARKET VALUE	BOOK VALUE	PORTFOLIO	% OF	DAYS TO	YIELD
					PORTFOLIO	MATURITY	
Bank Deposits	86,572.60	86,572.60	86,572.60		0.02%	1	0.00
LGIP	103,783,746.35	103,783,746.35	103,783,746.35		18.71%	1	4.72
Money Market Funds	265,725,560.09	265,725,560.09	265,725,560.09		47.89%	1	4.52
Commercial Paper	25,000,000.00	24,766,517.56	24,766,517.56		4.46%	66	5.28
U.S. Treasuries	45,500,000.00	45,011,015.61	45,070,838.39		8.11%	450	4.53
U.S. Agencies	115,500,000.00	115,462,085.00	115,160,713.63		20.81%	397	4.31
TOTAL	555,595,879.04	554,835,497.21	554,593,948.62		100.00%	123	4.55

CASH AND ACCRUED INTEREST

Purchased Accrued Interest	18,403.53		18,403.53				
TOTAL CASH AND INVESTMENTS	555,595,879.04	554,853,900.74	554,612,352.15			123	4.55

TOTAL EARNINGS

CURRENT MONTH	1,446,493.90
----------------------	--------------



Summary by Type

SECURITY TYPE	# OF SECURITIES	PAR VALUE	BOOK VALUE	% OF PORTFOLIO	YIELD	DAYS TO FINAL MATURITY
2020 BOND SERIES						
LGIP	1	12,928,855.30	12,928,855.30	2.32	4.67	1
Money Market Funds	1	20,014,284.69	20,014,284.69	3.60	4.52	1
TOTAL	2	32,943,139.99	32,943,139.99	5.94	4.58	1
BUILDING						
LGIP	3	36,364,881.86	36,364,881.86	6.54	4.77	1
Money Market Funds	1	20,018,184.34	20,018,184.34	3.60	4.52	1
Commercial Paper	2	15,000,000.00	14,788,017.56	2.66	5.29	100
U.S. Treasuries	3	25,000,000.00	24,724,878.36	4.45	4.48	541
U.S. Agencies	3	20,000,000.00	20,038,984.02	3.65	3.40	205
TOTAL	12	116,383,066.20	115,934,946.14	20.86	4.49	163
COLLIN COLLEGE						
Money Market Funds	1	185,006,872.03	185,006,872.03	33.25	4.52	1
TOTAL	1	185,006,872.03	185,006,872.03	33.34	4.52	1
DEBT SERVICE						
LGIP	1	10,890,636.24	10,890,636.24	1.96	4.67	1
Money Market Funds	1	10,009,092.17	10,009,092.17	1.80	4.52	1
TOTAL	2	20,899,728.41	20,899,728.41	3.77	4.60	1
OPERATING						
Bank Deposits	1	86,572.60	86,572.60	0.02	0.00	1
LGIP	4	42,337,994.39	42,337,994.39	7.61	4.71	1
Money Market Funds	1	410,000.00	410,000.00	0.07	4.52	1
U.S. Treasuries	3	20,500,000.00	20,345,960.03	3.69	4.60	342
U.S. Agencies	7	65,500,000.00	65,116,738.12	11.86	4.51	493



Summary by Type

SECURITY TYPE	# OF SECURITIES	PAR VALUE	BOOK VALUE	% OF PORTFOLIO	YIELD	DAYS TO FINAL MATURITY
TOTAL	16	128,834,566.99	128,297,265.14	23.20	4.59	305
STABILIZATION						
LGIP	1	1,261,378.56	1,261,378.56	0.23	4.67	1
Money Market Funds	1	30,267,126.86	30,267,126.86	5.44	4.52	1
Commercial Paper	1	10,000,000.00	9,978,500.00	1.79	5.25	16
U.S. Agencies	4	30,000,000.00	30,004,991.49	5.47	4.49	314
TOTAL	7	71,528,505.42	71,511,996.91	12.89	4.61	135
GRAND TOTAL						
	40	555,595,879.04	554,593,948.62	100.00	4.55	123



Position Statement

CUSIP	DESCRIPTION	TRADE DATE SETTLE DATE	PAR VALUE	PRINCIPAL COST PURCHASED INTEREST	TOTAL COST	YIELD TO MATURITY	MATURITY DATE	DAYS TO MATURITY	MARKET PRICE MARKET VALUE	UNREALIZED GAIN/LOSS BOOK VALUE	% OF MV	MOODY'S S&P RATING
2020 BOND SERIES												
LGIP												
TEXPOOL	TexPool	11/30/2024 11/30/2024	12,928,855.30	12,928,855.30 0.00	12,928,855.30	4.67		1	12,928,855.30	0.00 12,928,855.30	2.33	AAA
LGIP TOTAL			12,928,855.30	12,928,855.30 0.00	12,928,855.30	4.67		1	12,928,855.30	0.00 12,928,855.30	2.33	AAA
MONEY MARKET FUNDS												
31846V567	FIRST AMER;GVT OBLG,Z	11/30/2024 11/30/2024	20,014,284.69	20,014,284.69 0.00	20,014,284.69	4.52		1	20,014,284.69	0.00 20,014,284.69	3.61	Aaa AAA
MONEY MARKET FUNDS TOTAL			20,014,284.69	20,014,284.69 0.00	20,014,284.69	4.52		1	20,014,284.69	0.00 20,014,284.69	3.61	AAA
2020 BOND SERIES TOTAL			32,943,139.99	32,943,139.99 0.00	32,943,139.99	4.58		1	32,943,139.99	0.00 32,943,139.99	5.94	AAA

BUILDING

LGIP												
TEXSTAR	TexSTAR	11/30/2024 11/30/2024	3,218,600.23	3,218,600.23 0.00	3,218,600.23	4.64		1	3,218,600.23	0.00 3,218,600.23	0.58	AAA
TEXPOOL	TexPool	11/30/2024 11/30/2024	4,717,300.02	4,717,300.02 0.00	4,717,300.02	4.67		1	4,717,300.02	0.00 4,717,300.02	0.85	AAA
139999998	Texas Connect	11/30/2024 11/30/2024	28,428,981.61	28,428,981.61 0.00	28,428,981.61	4.80		1	28,428,981.61	0.00 28,428,981.61	5.12	AAA
LGIP TOTAL			36,364,881.86	36,364,881.86 0.00	36,364,881.86	4.77		1	36,364,881.86	0.00 36,364,881.86	6.55	AAA
MONEY MARKET FUNDS												
31846V567	FIRST AMER;GVT OBLG,Z	11/30/2024 11/30/2024	20,018,184.34	20,018,184.34 0.00	20,018,184.34	4.52		1	20,018,184.34	0.00 20,018,184.34	3.61	Aaa AAA
MONEY MARKET FUNDS TOTAL			20,018,184.34	20,018,184.34 0.00	20,018,184.34	4.52		1	20,018,184.34	0.00 20,018,184.34	3.61	AAA
COMMERCIAL PAPER												
22533TNF9	CREDIT AGRINY 01/15/25	07/16/2024 07/16/2024	5,000,000.00	4,866,600.00 0.00	4,866,600.00	5.39	01/15/2025	46	99.34 4,967,196.72	0.00 4,967,196.72	0.90	P-1 A-1
22533TR73	CREDIT AGRINY 04/07/25	07/16/2024 07/16/2024	10,000,000.00	9,626,122.22 0.00	9,626,122.22	5.24	04/07/2025	128	98.21 9,820,820.84	0.00 9,820,820.84	1.77	P-1 A-1
COMMERCIAL PAPER TOTAL			15,000,000.00	14,492,722.22 0.00	14,492,722.22	5.29		100	98.59 14,788,017.56	0.00 14,788,017.56	2.67	A-1
U.S. TREASURIES												



Position Statement

CUSIP	DESCRIPTION	TRADE DATE SETTLE DATE	PAR VALUE	PRINCIPAL COST PURCHASED INTEREST	TOTAL COST	YIELD TO MATURITY	MATURITY DATE	DAYS TO MATURITY	MARKET PRICE MARKET VALUE	UNREALIZED GAIN/LOSS BOOK VALUE	% OF MV	MOODY'S S&P RATING
91282CED9	US TREASURY 1.750 03/15/25	03/27/2024 03/27/2024	15,000,000.00	14,538,867.19 0.00	14,538,867.19	5.05	03/15/2025	105	99.22 14,863,398.40	19,256.23 14,864,142.18	2.68	Aaa AA+
91282CLG4	US TREASURY 3.750 08/15/27	09/05/2024 09/05/2024	4,000,000.00	4,011,406.25 8,559.78	4,019,966.03	3.65	08/15/2027	988	99.08 3,963,125.00	(47,357.28) 4,010,482.28	0.71	Aaa AA+
9128284V9	US TREASURY 2.875 08/15/28	09/05/2024 09/05/2024	6,000,000.00	5,840,625.00 9,843.75	5,850,468.75	3.60	08/15/2028	1,354	95.76 5,745,468.78	(104,785.13) 5,850,253.91	1.04	Aaa AA+
U.S. TREASURIES TOTAL			25,000,000.00	24,390,898.44 18,403.53	24,409,301.97	4.48		539	98.39 24,591,992.18	(132,886.18) 24,724,878.36	4.43	AA+
U.S. AGENCIES												
3130AOCM3	FHLBANKS 1.000 12/20/24 24	12/10/2021 12/20/2021	5,000,000.00	5,000,000.00 0.00	5,000,000.00	1.00	12/20/2024	20	99.81 4,999,400.00	(9,600.00) 5,000,000.00	0.90	Aaa AA+
3133EN5Q9	FED FARM CR BKNS 4.500 01/10/25	01/09/2023 01/11/2023	5,000,000.00	5,013,700.00 0.00	5,013,700.00	4.36	01/10/2025	41	99.98 4,999,000.00	(1,749.98) 5,000,749.98	0.90	Aaa AA+
3130ATUC9	FHLBANKS 4.500 12/12/25	01/06/2023 01/10/2023	10,000,000.00	10,108,500.00 0.00	10,108,500.00	4.10	12/12/2025	377	100.07 10,007,200.00	(31,034.04) 10,038,234.04	1.80	Aaa AA+
U.S. AGENCIES TOTAL			20,000,000.00	20,122,200.00 0.00	20,122,200.00	3.39		204	99.98 19,996,600.00	(42,384.02) 20,038,984.02	3.60	AA+
BUILDING TOTAL			116,383,066.20	115,388,886.86 18,403.53	115,407,290.39	4.49		163	115,759,675.94	(175,270.20) 115,934,946.14	20.86	AA

COLLIN COLLEGE

MONEY MARKET FUNDS

31846V667	FIRST AMER;GVT OBLG;Z	11/30/2024 11/30/2024	185,006,872.03	185,006,872.03 0.00	185,006,872.03	4.52		1	1.00 185,006,872.03	0.00 185,006,872.03	33.34	Aaa AAA
MONEY MARKET FUNDS TOTAL			185,006,872.03	185,006,872.03 0.00	185,006,872.03	4.52		1	1.00 185,006,872.03	0.00 185,006,872.03	33.34	AAA
COLLIN COLLEGE TOTAL			185,006,872.03	185,006,872.03 0.00	185,006,872.03	4.52		1	185,006,872.03	0.00 185,006,872.03	33.34	AAA

DEBT SERVICE

LGIP

TEXPOOL	TexPool	11/30/2024 11/30/2024	10,890,636.24	10,890,636.24 0.00	10,890,636.24	4.67		1	1.00 10,890,636.24	0.00 10,890,636.24	1.96	AAA
LGIP TOTAL			10,890,636.24	10,890,636.24 0.00	10,890,636.24	4.67		1	1.00 10,890,636.24	0.00 10,890,636.24	1.96	AAA
MONEY MARKET FUNDS												



Position Statement

CUSIP	DESCRIPTION	TRADE DATE SETTLE DATE	PAR VALUE	PRINCIPAL COST PURCHASED INTEREST	TOTAL COST	YIELD TO MATURITY	MATURITY DATE	DAYS TO MATURITY	MARKET PRICE MARKET VALUE	UNREALIZED GAIN/LOSS BOOK VALUE	% OF MV	MOODY'S S&P RATING
31846V567	FIRST AMER;GVT OBLG;Z	11/30/2024 11/30/2024	10,009,092.17	10,009,092.17 0.00	10,009,092.17	4.52		1	1.00 10,009,092.17	0.00 10,009,092.17	1.80	Aaa AAA
MONEY MARKET FUNDS TOTAL			10,009,092.17	10,009,092.17 0.00	10,009,092.17	4.52		1	1.00 10,009,092.17	0.00 10,009,092.17	1.80	AAA
DEBT SERVICE TOTAL			20,899,728.41	20,899,728.41 0.00	20,899,728.41	4.60		1	20,899,728.41	20,899,728.41	3.77	AAA

OPERATING

CUSIP	DESCRIPTION	TRADE DATE SETTLE DATE	PAR VALUE	PRINCIPAL COST PURCHASED INTEREST	TOTAL COST	YIELD TO MATURITY	MATURITY DATE	DAYS TO MATURITY	MARKET PRICE MARKET VALUE	UNREALIZED GAIN/LOSS BOOK VALUE	% OF MV	MOODY'S S&P RATING
515327928	JP Morgan Chase Commercial Checking Account	11/30/2024 11/30/2024	86,572.60	86,572.60 0.00	86,572.60	0.00		1	1.00 86,572.60	0.00 86,572.60	0.02	NA
BANK DEPOSITS TOTAL			86,572.60	86,572.60 0.00	86,572.60	0.00		1	1.00 86,572.60	0.00 86,572.60	0.02	NA

LGIP

TXRANGE	Texas Range TexasDAL- LY Fund	11/30/2024 11/30/2024	5,748,560.86	5,748,560.86 0.00	5,748,560.86	4.72		1	1.00 5,748,560.86	0.00 5,748,560.86	1.04	AAA
TEXSTAR	TexSTAR	11/30/2024 11/30/2024	491,332.80	491,332.80 0.00	491,332.80	4.64		1	1.00 491,332.80	0.00 491,332.80	0.09	AAA
TEXPOOL	TexPool	11/30/2024 11/30/2024	23,914,251.46	23,914,251.46 0.00	23,914,251.46	4.67		1	1.00 23,914,251.46	0.00 23,914,251.46	4.31	AAA
139999998	Texas Connect	11/30/2024 11/30/2024	12,183,849.27	12,183,849.27 0.00	12,183,849.27	4.80		1	1.00 12,183,849.27	0.00 12,183,849.27	2.20	AAA
LGIP TOTAL			42,337,994.39	42,337,994.39 0.00	42,337,994.39	4.71		1	1.00 42,337,994.39	0.00 42,337,994.39	7.63	AAA

MONEY MARKET FUNDS

31846V567	FIRST AMER;GVT OBLG;Z	11/30/2024 11/30/2024	410,000.00	410,000.00 0.00	410,000.00	4.52		1	1.00 410,000.00	0.00 410,000.00	0.07	Aaa AAA
MONEY MARKET FUNDS TOTAL			410,000.00	410,000.00 0.00	410,000.00	4.52		1	1.00 410,000.00	0.00 410,000.00	0.07	AAA

U.S. TREASURIES

912828ZT0	US TREASURY 0.250 05/31/25	05/13/2022 06/15/2022	5,000,000.00	4,557,031.25 0.00	4,557,031.25	3.42	05/31/2025	182	97.96 4,898,242.20	(27,588.20) 4,925,830.40	0.88	Aaa AA+
91282CFP1	US TREASURY 4.250 10/15/25	11/22/2023 11/22/2023	8,000,000.00	7,905,937.50 0.00	7,905,937.50	4.90	10/15/2025	319	99.88 7,990,312.48	33,475.36 7,956,837.12	1.44	Aaa AA+
91282CGR6	US TREASURY 4.625 03/15/26	04/29/2024 04/29/2024	7,500,000.00	7,446,386.72 0.00	7,446,386.72	5.03	03/15/2026	470	100.41 7,530,468.75	67,176.24 7,463,292.51	1.36	Aaa AA+



Position Statement

CUSIP	DESCRIPTION	TRADE DATE SETTLE DATE	PAR VALUE	PRINCIPAL COST PURCHASED INTEREST	TOTAL COST	YIELD TO MATURITY	MATURITY DATE	DAYS TO MATURITY	MARKET PRICE MARKET VALUE	UNREALIZED GAIN/LOSS BOOK VALUE	% OF MV	MOODY'S S&P RATING
U.S. TREASURIES			20,500,000.00	19,909,355.47	19,909,355.47	4.59		342	99.61	73,063.40	3.68	AA+
TOTAL				0.00					20,419,023.43	20,345,960.03		
U.S. AGENCIES												
3135G03U5	FANNIE MAE 0.625 04/22/25	08/03/2022 08/05/2022	5,000,000.00	4,673,949.80 0.00	4,673,949.80	3.15	04/22/2025	143	98.52 4,926,100.00	(271,070.1) 4,953,207.01	0.89	Aaa AA+
3135G04Z3	FANNIE MAE 0.500 06/17/25	01/19/2023 01/23/2023	7,500,000.00	6,906,450.00 0.00	6,906,450.00	3.99	06/17/2025	199	97.89 7,341,825.00	(23,939.53) 7,365,764.53	1.32	Aaa AA+
3134GXZT4	FREDDIE MAC 4.000 07/14/25 '24 MTN	06/14/2022 07/14/2022	5,000,000.00	5,000,000.00 0.00	5,000,000.00	4.00	07/14/2025	226	99.60 4,980,000.00	(20,000.00) 5,000,000.00	0.90	Aaa AA+
3133EN7J3	FED FARM CR BNKS 3.875 02/02/26	01/27/2023 02/02/2023	7,500,000.00	7,472,550.00 0.00	7,472,550.00	4.01	02/02/2026	429	99.43 7,457,250.00	(32,042.75) 7,489,292.75	1.34	Aaa AA+
3133EP7C3	FED FARM CR BNKS 4.625 04/01/26	04/30/2024 04/30/2024	7,500,000.00	7,444,333.73 0.00	7,444,333.73	5.03	04/01/2026	487	100.38 7,528,350.00	66,943.16 7,461,406.84	1.36	Aaa AA+
3130AWTQ3	FHLBANKS 4.625 09/11/26	09/25/2023 09/25/2023	25,000,000.00	24,759,469.25 0.00	24,759,469.25	4.97	09/11/2026	650	100.62 25,155,500.00	299,855.96 24,855,644.04	4.53	Aaa AA+
3130AXU63	FHLBANKS 4.625 11/17/26	11/22/2023 11/22/2023	8,000,000.00	7,986,936.00 0.00	7,986,936.00	4.68	11/17/2026	717	100.83 8,066,560.00	75,137.05 7,991,422.95	1.45	Aaa AA+
U.S. AGENCIES TOTAL			65,500,000.00	64,243,688.78	64,243,688.78	4.51		493	99.94	338,846.88	11.80	AA+
OPERATING TOTAL			128,834,566.99	126,987,611.24	126,987,611.24	4.59		305	128,709,175.42	411,910.28	23.20	AA+
STABILIZATION												
LGIP												
TEXPOOL	TexPool	11/30/2024 11/30/2024	1,261,378.56	1,261,378.56 0.00	1,261,378.56	4.67		1	1.00 1,261,378.56	0.00 1,261,378.56	0.23	AAA
LGIP TOTAL			1,261,378.56	1,261,378.56	1,261,378.56	4.67		1	1.00	0.00	0.23	AAA
MONEY MARKET FUNDS												
31846V567	FIRST AMER;GVT OBLG.Z	11/30/2024 11/30/2024	30,267,126.86	30,267,126.86 0.00	30,267,126.86	4.52		1	1.00 30,267,126.86	0.00 30,267,126.86	5.46	Aaa AAA
MONEY MARKET FUNDS TOTAL			30,267,126.86	30,267,126.86	30,267,126.86	4.52		1	1.00	0.00	5.46	AAA
COMMERCIAL PAPER												
06054NMG3	BOFA SECURITIES 12/16/24	03/22/2024 03/22/2024	10,000,000.00	9,614,433.33 0.00	9,614,433.33	5.25	12/16/2024	16	99.78 9,978,500.00	0.00 9,978,500.00	1.80	P-1 A-1
COMMERCIAL PAPER TOTAL			10,000,000.00	9,614,433.33	9,614,433.33	5.25		16	99.78	0.00	1.80	A-1



Position Statement

CUSIP	DESCRIPTION	TRADE DATE SETTLE DATE	PAR VALUE	PRINCIPAL COST PURCHASED INTEREST	TOTAL COST	YIELD TO MATURITY	MATURITY DATE	DAYS TO MATURITY	MARKET PRICE MARKET VALUE	UNREALIZED GAIN/LOSS BOOK VALUE	% OF MV	MOODY'S S&P RATING
U.S. AGENCIES												
3130AWER7	FHLBANKS 4.625 06/06/25	06/12/2023 06/12/2023	8,000,000.00	7,993,360.00 0.00	7,993,360.00	4.66	06/06/2025	188	100.04 8,002,800.00	4,515.73 7,998,284.27	1.44	Aaa AA+
3130AWER7	FHLBANKS 4.625 06/06/25	06/12/2023 06/12/2023	2,000,000.00	1,998,327.50 0.00	1,998,327.50	4.66	06/06/2025	188	100.04 2,000,700.00	1,132.16 1,999,567.84	0.36	Aaa AA+
3133EPC37	FED FARM CR BNKS 4.875 11/13/25	11/22/2023 11/22/2023	10,000,000.00	9,989,910.00 0.00	9,989,910.00	4.93	11/13/2025	348	100.46 10,046,200.00	51,052.17 9,995,147.83	1.81	Aaa AA+
3133EN6A3	FED FARM CR BNKS 4.000 01/13/26	01/12/2023 01/17/2023	10,000,000.00	10,032,100.00 0.00	10,032,100.00	3.88	01/13/2026	409	99.60 9,960,200.00	(51,791.55) 10,011,991.55	1.80	Aaa AA+
U.S. AGENCIES TOTAL			30,000,000.00	30,013,697.50 0.00	30,013,697.50	4.49		315	100.03 30,009,900.00	4,908.51 30,004,991.49	5.41	AA+
STABILIZATION TOTAL			71,528,505.42	71,156,636.25 0.00	71,156,636.25	4.61		135	71,516,905.42	4,908.51 71,511,996.91	12.89	AA+
GRAND TOTAL			555,595,879.04	552,382,874.78 18,403.53	552,401,278.31	4.55		123	554,835,497.21	241,548.59 554,593,948.62	100.00	AA+



Cash Reconciliation Report

OPERATING						
POST DATE	IDENTIFIER	DESCRIPTION	PAR VALUE	FINAL MATURITY	PRINCIPAL	AMOUNT
COUPON						
11/18/2024	3133ENZ94	FEDERAL FARM CREDIT BANKS FUNDING CORP 4.5 11/18/2024	0.00	11/18/2024	0.00	225,000.00
11/18/2024	3130AXU63	FHLBANKS 4.625 11/17/26	0.00	11/17/2026	0.00	185,000.00
COUPON TOTAL			0.00		0.00	410,000.00
POST DATE	IDENTIFIER	DESCRIPTION	PAR VALUE	FINAL MATURITY	PRINCIPAL	AMOUNT
MATURITY						
11/18/2024	3133ENZ94	FEDERAL FARM CREDIT BANKS FUNDING CORP 4.5 11/18/2024	-10,000,000.00	11/18/2024	-10,000,000.00	10,000,000.00
MATURITY TOTAL			-10,000,000.00		-10,000,000.00	10,000,000.00
STABILIZATION						
POST DATE	IDENTIFIER	DESCRIPTION	PAR VALUE	FINAL MATURITY	PRINCIPAL	AMOUNT
COUPON						
11/13/2024	3133EPC37	FED FARM CR BNKS 4.875 11/13/25	0.00	11/13/2025	0.00	243,750.00
COUPON TOTAL			0.00		0.00	243,750.00



Transaction Statement

OPERATING							NET
	TRADE DATE	SETTLE DATE	CUSIP	DESCRIPTION	PAR VALUE	BOOK VALUE	REALIZED GAIN/LOSS
MATURITY	11/18/2024	11/18/2024	3133ENZ94	FEDERAL FARM CREDIT BANKS FUNDING CORP 4.5 11/18/2024	(10,000,000.00)	10,000,000.00	0.00
MATURITY TOTAL					(10,000,000.00)	10,000,000.00	0.00



Amortization Schedule

CUSIP	DESCRIPTION	PAR VALUE	PRINCIPAL COST	ORIGINAL PREMIUM OR DISCOUNT	BEGINNING BOOK VALUE	CURRENT PERIOD AMORT	ENDING BOOK VALUE	AMORTIZATION	TOTAL	UNAMORTIZED BALANCE
BUILDING										
22533TNF9	CREDIT AGRINY 01/15/25	5,000,000.00	4,866,600.00	(133,400.00)	4,945,327.87	21,868.85	4,967,196.72	100,596.72	100,596.72	(32,803.28)
22533TR73	CREDIT AGRINY 04/07/25	10,000,000.00	9,626,122.22	(373,877.78)	9,778,495.05	42,325.79	9,820,820.84	194,698.62	194,698.62	(179,179.16)
3133EN5Q9	FED FARM CR BNKS 4.500 01/10/25	5,000,000.00	5,013,700.00	13,700.00	5,001,312.46	(562.48)	5,000,749.98	(12,950.02)	(12,950.02)	749.98
3130ACCM3	FHLBANKS 1.000 12/20/24 '24	5,000,000.00	5,000,000.00	0.00	5,000,000.00	0.00	5,000,000.00	0.00	0.00	0.00
3130ATUC9	FHLBANKS 4.500 12/12/25	10,000,000.00	10,108,500.00	108,500.00	10,041,284.63	(3,050.59)	10,038,234.04	(70,265.96)	(70,265.96)	38,234.04
91282CED9	US TREASURY 1.750 03/15/25	15,000,000.00	14,538,867.19	(461,132.81)	14,824,952.42	39,189.76	14,864,142.18	325,274.99	325,274.99	(135,857.83)
9128284V9	US TREASURY 2.875 08/15/28	6,000,000.00	5,840,625.00	(159,375.00)	5,848,933.59	3,320.31	5,850,253.91	9,628.91	9,628.91	(149,746.09)
91282CLG4	US TREASURY 3.750 08/15/27	4,000,000.00	4,011,406.25	11,406.25	4,010,800.89	(318.61)	4,010,482.28	(923.97)	(923.97)	10,482.28
TOTAL		60,000,000.00	59,005,820.66	(994,179.34)	59,449,106.91	102,773.03	59,551,879.94	546,059.28	546,059.28	(448,120.06)

OPERATING										
3135G04Z3	FANNIE MAE 0.500 06/17/25	7,500,000.00	6,906,450.00	(593,550.00)	7,345,425.82	20,338.71	7,365,764.53	459,314.53	459,314.53	(134,235.47)
3135G03U5	FANNIE MAE 0.625 04/22/25	5,000,000.00	4,673,949.80	(326,050.20)	4,943,321.17	9,885.84	4,953,207.01	279,257.21	279,257.21	(46,792.99)
3133EN7J3	FED FARM CR BNKS 3.875 02/02/26	7,500,000.00	7,472,550.00	(27,450.00)	7,488,542.24	750.51	7,489,292.75	16,742.75	16,742.75	(10,707.25)
3133EP7C3	FED FARM CR BNKS 4.625 04/01/26	7,500,000.00	7,444,333.73	(55,666.27)	7,459,024.54	2,382.29	7,461,406.84	17,073.11	17,073.11	(38,593.16)
3133ENZ94	FEDERAL FARM CREDIT BANKS FUNDING CORP 4.5 11/18/2024	10,000,000.00	10,031,011.40	31,011.40	10,000,787.57	(787.57)	0.00	(31,011.40)	(31,011.40)	0.00
3130AWTQ3	FHLBANKS 4.625 09/11/26	25,000,000.00	24,759,469.25	(240,530.75)	24,848,971.19	6,672.85	24,855,644.04	96,174.79	96,174.79	(144,355.96)
3130AXU63	FHLBANKS 4.625 11/17/26	8,000,000.00	7,986,936.00	(13,064.00)	7,991,063.58	359.37	7,991,422.95	4,486.95	4,486.95	(8,577.05)
3134GXZT4	FREDDIE MAC 4.000 07/14/25 '24 MTN	5,000,000.00	5,000,000.00	0.00	5,000,000.00	0.00	5,000,000.00	0.00	0.00	0.00
91282ZT0	US TREASURY 0.250 05/31/25	5,000,000.00	4,557,031.25	(442,968.75)	4,913,537.09	12,293.30	4,925,830.40	368,799.15	368,799.15	(74,169.60)
91282CFP1	US TREASURY 4.250 10/15/25	8,000,000.00	7,905,937.50	(94,062.50)	7,952,765.15	4,071.97	7,956,837.12	50,899.62	50,899.62	(43,162.88)
91282CGR6	US TREASURY 4.625 03/15/26	7,500,000.00	7,446,386.72	(53,613.28)	7,460,944.49	2,348.03	7,463,292.51	16,905.79	16,905.79	(36,707.49)
TOTAL		96,000,000.00	94,184,055.65	(1,846,955.75)	95,404,382.84	58,315.31	85,462,698.15	1,278,642.50	1,278,642.50	(537,301.85)

STABILIZATION										
06054NMG3	BOFA SECURITIES 12/16/24	10,000,000.00	9,614,433.33	(385,566.67)	9,935,500.00	43,000.00	9,978,500.00	364,066.67	364,066.67	(21,500.00)
3133EN6A3	FED FARM CR BNKS 4.000 01/13/26	10,000,000.00	10,032,100.00	32,100.00	10,012,873.28	(881.73)	10,011,991.55	(20,108.45)	(20,108.45)	11,991.55
3133EPC37	FED FARM CR BNKS 4.875 11/13/25	10,000,000.00	9,989,910.00	(10,090.00)	9,994,728.33	419.50	9,995,147.83	5,237.83	5,237.83	(4,852.17)



Amortization Schedule

CUSIP	DESCRIPTION	PAR VALUE	PRINCIPAL COST	ORIGINAL PREMIUM OR DISCOUNT	BEGINNING BOOK VALUE	CURRENT PERIOD AMORT	ENDING BOOK VALUE	AMORTIZATION	TOTAL	UNAMORTIZED BALANCE
3130AWER7	FHLBANKS 4.625 06/06/25	8,000,000.00	7,993,360.00	(6,640.00)	7,998,009.02	275.25	7,998,284.27	4,924.27	4,924.27	(1,715.73)
3130AWER7	FHLBANKS 4.625 06/06/25	2,000,000.00	1,998,327.50	(1,672.50)	1,999,498.51	69.33	1,999,567.84	1,240.34	1,240.34	(432.16)
TOTAL		40,000,000.00	39,628,130.83	(371,869.17)	39,940,609.14	42,882.35	39,983,491.49	355,360.66	355,360.66	(16,508.51)
GRAND TOTAL		196,000,000.00	192,818,007.14	(3,213,004.26)	194,794,099.90	203,970.68	184,998,069.58	2,180,062.44	2,180,062.44	(1,001,930.42)



Accrued Interest Schedule

IDENTIFIER	DESCRIPTION	SETTLE DATE	PAR VALUE	PRINCIPAL COST	BEGINNING ACCRUED INTEREST	PURCHASED INTEREST	CURRENT PERIOD ACCRUAL	INTEREST RECEIVED	ENDING ACCRUED INTEREST
2020 BOND SERIES									
31846V567	FIRST AMER:GVT OBLG:Z	2024-11-30	20,014,284.69	20,014,284.69	14,284.69	0.00	0.00	14,284.69	0.00
TEXPOOL	TexPool	2024-11-30	12,928,855.30	12,928,855.30	0.00	0.00	50,125.29	50,125.29	0.00
TOTAL			32,943,139.99	32,943,139.99	14,284.69	0.00	50,125.29	64,409.98	0.00
BUILDING									
22533TNF9	CREDIT AGRIN Y 01/15/25	2024-07-16	5,000,000.00	4,866,600.00	0.00	0.00	0.00	0.00	0.00
22533TR73	CREDIT AGRIN Y 04/07/25	2024-07-16	10,000,000.00	9,626,122.22	0.00	0.00	0.00	0.00	0.00
3133EN5Q9	FED FARM CR BNKS 4.500 01/10/25	2023-01-11	5,000,000.00	5,013,700.00	69,375.00	0.00	18,750.00	0.00	88,125.00
3130AOCM3	FHLBANKS 1.000 12/20/24 '24	2021-12-20	5,000,000.00	5,000,000.00	18194.44	0.00	4,166.67	0.00	22,361.11
3130ATUC9	FHLBANKS 4.500 12/12/25	2023-01-10	10,000,000.00	10,108,500.00	173,750.00	0.00	37,500.00	0.00	211,250.00
31846V567	FIRST AMER:GVT OBLG:Z	2024-11-30	20,018,184.34	20,018,184.34	18,184.34	0.00	75,206.52	18,184.34	75,206.52
TEXPOOL	TexPool	2024-11-30	4,717,300.02	4,717,300.02	0.00	0.00	43,750.08	43,750.08	0.00
TEXSTAR	TexSTAR	2024-11-30	3,218,600.23	3,218,600.23	0.00	0.00	12,415.12	12,415.12	0.00
139999998	Texas Connect	2024-11-30	28,428,981.61	28,428,981.61	0.00	0.00	116,790.82	116,790.82	0.00
91282CED9	US TREASURY 1.750 03/15/25	2024-03-27	15,000,000.00	14,538,867.19	34,081.49	0.00	21,754.14	0.00	55,835.64
9128284V9	US TREASURY 2.875 08/15/28	2024-09-05	6,000,000.00	5,840,625.00	36,562.50	0.00	14,062.50	0.00	50,625.00
91282CLG4	US TREASURY 3.750 08/15/27	2024-09-05	4,000,000.00	4,011,406.25	31,793.48	0.00	12,228.26	0.00	44,021.74
TOTAL			116,383,066.20	115,388,886.86	381,941.25	0.00	356,624.11	191,140.36	547,425.01
COLLIN COLLEGE									
31846V567	FIRST AMER:GVT OBLG:Z	2024-11-30	185,006,872.03	185,006,872.03	0.00	0.00	229,218.70	0.00	229,218.70
TOTAL			185,006,872.03	185,006,872.03	0.00	0.00	229,218.70	0.00	229,218.70
DEBT SERVICE									
31846V567	FIRST AMER:GVT OBLG:Z	2024-11-30	10,009,092.17	10,009,092.17	9,092.17	0.00	0.00	9,092.17	0.00
TEXPOOL	TexPool	2024-11-30	10,890,636.24	10,890,636.24	0.00	0.00	36,975.23	36,975.23	0.00
TOTAL			20,899,728.41	20,899,728.41	9,092.17	0.00	36,975.23	46,067.40	0.00



Accrued Interest Schedule

IDENTIFIER	DESCRIPTION	SETTLE DATE	PAR VALUE	PRINCIPAL COST	BEGINNING ACCRUED INTEREST	PURCHASED INTEREST	CURRENT PERIOD ACCRUAL	INTEREST RECEIVED	ENDING ACCRUED INTEREST
OPERATING									
3135G04Z3	FANNIE MAE 0.500 06/17/25	2023-01-23	7,500,000.00	6,906,450.00	13,958.33	0.00	3,125.00	0.00	17,083.33
3135G03U5	FANNIE MAE 0.625 04/22/25	2022-08-05	5,000,000.00	4,673,949.80	781.25	0.00	2,604.17	0.00	3,385.42
3133EN7J3	FED FARM CR BNKS 3.875 02/02/26	2023-02-02	7,500,000.00	7,472,550.00	71,848.96	0.00	24,218.75	0.00	96,067.71
3133EP7C3	FED FARM CR BNKS 4.625 04/01/26	2024-04-30	7,500,000.00	7,444,333.73	28,906.25	0.00	28,906.25	0.00	57,812.50
3133ENZ94	FEDERAL FARM CREDIT BANKS FUND- ING CORP 4.5 11/18/2024	2023-01-19	0.00	0.00	203,750.00	0.00	21,250.00	225,000.00	0.00
3130AWTQ3	FHLBANKS 4.625 09/11/26	2023-09-25	25,000,000.00	24,759,469.25	160,590.28	0.00	96,354.17	0.00	256,944.44
3130AXU63	FHLBANKS 4.625 11/17/26	2023-11-22	8,000,000.00	7,986,936.00	168,555.56	0.00	30,833.33	185,000.00	14,388.89
31846V567	FIRST AMER;GVT OBLG;Z	2024-11-30	410,000.00	410,000.00	0.00	0.00	9,334.14	0.00	9,334.14
3134GXZT4	FREDDIE MAC 4.000 07/14/25 '24 MTN	2022-07-14	5,000,000.00	5,000,000.00	59,444.44	0.00	16,666.67	0.00	76,111.11
515327828	JPMorgan Chase Commercial Checking Account	2024-11-30	86,572.60	86,572.60	0.00	0.00	0.00	0.00	0.00
TEXPOOL	TexPool	2024-11-30	23,914,251.46	23,914,251.46	0.00	0.00	46,129.38	46,129.38	0.00
TEXSTAR	TexSTAR	2024-11-30	491,332.80	491,332.80	0.00	0.00	1,895.22	1,895.22	0.00
139999998	Texas Connect	2024-11-30	12,183,849.27	12,183,849.27	0.00	0.00	50,053.21	50,053.21	0.00
TXRANGE	Texas Range TexasDAILY Fund	2024-11-30	5,748,560.86	5,748,560.86	0.00	0.00	22,146.99	22,146.99	0.00
912828ZT0	US TREASURY 0.250 05/31/25	2022-06-15	5,000,000.00	4,557,031.25	5,259.56	0.00	1,024.78	0.00	6,284.34
91282CFP1	US TREASURY 4.250 10/15/25	2023-11-22	8,000,000.00	7,905,937.50	15,879.12	0.00	28,021.98	0.00	43,901.10
91282CGR6	US TREASURY 4.625 03/15/26	2024-04-29	7,500,000.00	7,446,386.72	45,036.26	0.00	28,746.55	0.00	73,782.80
TOTAL			128,834,566.99	126,987,611.24	774,010.01	0.00	411,310.58	530,224.80	655,095.79
STABILIZATION									
06054NMG3	BOFA SECURITIES 12/16/24	2024-03-22	10,000,000.00	9,614,433.33	0.00	0.00	0.00	0.00	0.00
3133EN6A3	FED FARM CR BNKS 4.000 01/13/26	2023-01-17	10,000,000.00	10,032,100.00	120,000.00	0.00	33,333.33	0.00	153,333.33
3133EPC37	FED FARM CR BNKS 4.875 11/13/25	2023-11-22	10,000,000.00	9,989,910.00	227,500.00	0.00	40,625.00	243,750.00	24,375.00
3130AWER7	FHLBANKS 4.625 06/06/25	2023-06-12	2,000,000.00	1,998,327.50	37,256.94	0.00	7,708.33	0.00	44,965.28
3130AWER7	FHLBANKS 4.625 06/06/25	2023-06-12	8,000,000.00	7,993,360.00	149,027.78	0.00	30,833.33	0.00	179,861.11
31846V567	FIRST AMER;GVT OBLG;Z	2024-11-30	30,267,126.86	30,267,126.86	23,376.86	0.00	0.00	23,376.86	0.00
TEXPOOL	TexPool	2024-11-30	1,261,378.56	1,261,378.56	0.00	0.00	45,769.31	45,769.31	0.00



Accrued Interest Schedule

IDENTIFIER	DESCRIPTION	SETTLE DATE	PAR VALUE	PRINCIPAL COST	BEGINNING ACCRUED INTEREST	PURCHASED INTEREST	CURRENT PERIOD ACCRUAL	INTEREST RECEIVED	ENDING ACCRUED INTEREST
TOTAL			71,528,505.42	71,156,636.25	557,161.58	0.00	158,269.31	312,896.17	402,534.72
GRAND TOTAL			555,595,879.04	552,382,874.78	1,736,489.71	0.00	1,242,523.22	1,144,738.71	1,834,274.21



Earnings by Fund

CUSIP	DESCRIPTION	ENDING PAR VALUE	BEGINNING BOOK VALUE	ENDING BOOK VALUE	FINAL MATURITY	COUPON RATE	YIELD	INTEREST EARNED	NET AMORTIZATION/ACCRETION INCOME	NET REALIZED GAIN/LOSS	ADJUSTED INTEREST EARNINGS
2020 BOND SERIES											
31846V567	FIRST AMERGVGT OBLG;Z	20,014,284.69	20,000,000.00	20,014,284.69	11/30/2024	4.51	4.52	0.00	0.00	0.00	0.00
TEXPOOL	TexPool	12,928,855.30	12,981,137.95	12,928,855.30	11/30/2024	5.34	4.67	50,125.29	0.00	0.00	50,125.29
TOTAL		32,943,139.99	32,981,137.95	32,943,139.99		4.83	4.58	50,125.29	0.00	0.00	50,125.29
BUILDING											
139999998	Texas Connect	28,428,981.61	28,312,190.79	28,428,981.61	11/30/2024	0.00	4.80	116,790.82	0.00	0.00	116,790.82
22533TNF9	CREDIT AGRINY 01/15/25	5,000,000.00	4,945,327.87	4,967,196.72	01/15/2025	0.00	5.39	0.00	21,868.85	0.00	21,868.85
22533TR73	CREDIT AGRINY 04/07/25	10,000,000.00	9,778,495.05	9,820,820.84	04/07/2025	0.00	5.24	0.00	42,325.79	0.00	42,325.79
3130AOCM3	FHLBANKS 1000 12/20/24*24	5,000,000.00	5,000,000.00	5,000,000.00	12/20/2024	1.00	1.00	4,166.67	0.00	0.00	4,166.67
3130ATUC9	FHLBANKS 4.500 12/12/25	10,000,000.00	10,041,284.63	10,038,234.04	12/12/2025	4.50	4.10	37,500.00	(3,050.59)	0.00	34,449.41
3133EN5Q9	FED FARM CR BNKS 4.500 01/10/25	5,000,000.00	5,001,312.46	5,000,749.98	01/10/2025	4.50	4.36	18,750.00	(562.48)	0.00	18,187.52
31846V567	FIRST AMERGVGT OBLG;Z	20,018,184.34	20,000,000.00	20,018,184.34	11/30/2024	4.52	4.52	75,206.52	0.00	0.00	75,206.52
9128284V9	US TREASURY 2.875 08/15/28	6,000,000.00	5,846,933.59	5,850,253.91	08/15/2028	2.88	3.60	14,062.50	3,320.31	0.00	17,382.81
91282CED9	US TREASURY 1.750 03/15/25	15,000,000.00	14,824,952.42	14,864,142.18	03/15/2025	1.75	5.05	21,754.14	39,189.76	0.00	60,943.90
91282CLG4	US TREASURY 3.750 08/15/27	4,000,000.00	4,010,800.89	4,010,482.28	08/15/2027	3.75	3.65	12,228.26	(318.61)	0.00	11,909.65
TEXPOOL	TexPool	4,717,300.02	12,548,911.90	4,717,300.02	11/30/2024	5.34	4.67	43,750.08	0.00	0.00	43,750.08
TEXSTAR	TexSTAR	3,218,600.23	3,206,185.11	3,218,600.23	11/30/2024	5.30	4.64	12,415.12	0.00	0.00	12,415.12
TOTAL		116,383,066.20	123,516,394.71	115,934,946.14		2.27	4.49	356,624.11	102,773.03	0.00	459,397.14
COLLIN COLLEGE											
31846V567	FIRST AMERGVGT OBLG;Z	185,006,872.03	0.00	185,006,872.03	11/30/2024	4.52	4.52	229,218.70	0.00	0.00	229,218.70
TOTAL		185,006,872.03	0.00	185,006,872.03		4.52	4.52	229,218.70	0.00	0.00	229,218.70
DEBT SERVICE											
31846V567	FIRST AMERGVGT OBLG;Z	10,009,092.17	10,000,000.00	10,009,092.17	11/30/2024	4.51	4.52	0.00	0.00	0.00	0.00
TEXPOOL	TexPool	10,890,636.24	8,559,488.45	10,890,636.24	11/30/2024	5.34	4.67	36,975.23	0.00	0.00	36,975.23
TOTAL		20,899,728.41	18,559,488.45	20,899,728.41		4.94	4.60	36,975.23	0.00	0.00	36,975.23



Earnings by Fund

CUSIP	DESCRIPTION	ENDING PAR VALUE	BEGINNING BOOK VALUE	ENDING BOOK VALUE	FINAL MATURITY	COUPON RATE	YIELD	INTEREST EARNED	AMORTIZATION/ACCRETION INCOME	NET REALIZED GAIN/LOSS	ADJUSTED INTEREST EARNINGS
OPERATING											
13999998	Texas Connect	12,183,849.27	12,133,796.06	12,183,849.27	11/30/2024	0.00	4.80	50,053.21	0.00	0.00	50,053.21
3130AWTQ3	FHLBANKS 4.625 09/11/26	25,000,000.00	24,848,971.19	24,855,644.04	09/11/2026	4.63	4.97	96,354.17	6,672.85	0.00	103,027.02
3130AXU63	FHLBANKS 4.625 11/17/26	8,000,000.00	7,991,063.58	7,991,422.95	11/17/2026	4.63	4.68	30,833.33	359.37	0.00	31,192.71
3133EN1J3	FED FARM CR BNKS 3.875 02/02/26	7,500,000.00	7,488,542.24	7,489,292.75	02/02/2026	3.88	4.01	24,218.75	750.51	0.00	24,969.26
3133ENZ94	FEDERAL FARM CREDIT BANKS FUNDING CORP 4.5 11/18/2024	0.00	10,000,787.57	0.00	11/18/2024	4.50	4.32	21,250.00	(787.57)	0.00	20,462.43
3133EP7C3	FED FARM CR BNKS 4.625 04/01/26	7,500,000.00	7,459,024.54	7,461,406.84	04/01/2026	4.63	5.03	28,906.25	2,382.29	0.00	31,288.54
3134GXZT4	FREDDIE MAC 4.000 07/14/25 '24 MTTN	5,000,000.00	5,000,000.00	5,000,000.00	07/14/2025	4.00	4.00	16,666.67	0.00	0.00	16,666.67
3135G03U5	FANNIE MAE 0.625 04/22/25	5,000,000.00	4,943,321.17	4,953,207.01	04/22/2025	0.63	3.15	2,604.17	9,885.84	0.00	12,490.01
3135G04Z3	FANNIE MAE 0.500 06/17/25	7,500,000.00	7,345,425.82	7,365,764.53	06/17/2025	0.50	3.99	31,250.00	20,338.71	0.00	23,463.71
31846V567	FIRST AMERGVLT OBLG;Z	410,000.00	0.00	410,000.00	11/30/2024	4.52	4.52	9,334.14	0.00	0.00	9,334.14
5153Z7828	JPMorgan Chase Commercial Checking Account	86,572.60	37,633.70	86,572.60	11/30/2024	0.00	0.00	0.00	0.00	0.00	0.00
9128Z8ZT0	US TREASURY 0.250 05/31/25	5,000,000.00	4,913,537.09	4,925,830.40	05/31/2025	0.25	3.42	1,024.78	12,293.30	0.00	13,318.08
9128ZCFP1	US TREASURY 4.250 10/15/25	8,000,000.00	7,952,765.15	7,956,837.12	10/15/2025	4.25	4.90	28,021.98	4,071.97	0.00	32,093.95
9128ZCGR6	US TREASURY 4.625 03/15/26	7,500,000.00	7,460,944.49	7,463,292.51	03/15/2026	4.63	5.03	28,746.55	2,348.03	0.00	31,094.57
TEXPOOL	TexPool	23,914,251.46	11,712,407.18	23,914,251.46	11/30/2024	5.34	4.67	46,129.38	0.00	0.00	46,129.38
TEXSTAR	TexSTAR	491,332.80	489,437.58	491,332.80	11/30/2024	5.30	4.64	1,895.22	0.00	0.00	1,895.22
TXRANGE	Texas Range TexasDAILY Fund	5,748,560.86	5,726,413.87	5,748,560.86	11/30/2024	5.04	4.72	22,146.99	0.00	0.00	22,146.99
TOTAL		128,834,566.99	125,504,071.23	128,297,265.14		3.69	4.59	411,310.58	58,315.31	0.00	469,625.88
STABILIZATION											
06054NMG3	BOFA SECURITIES 12/16/24	10,000,000.00	9,935,500.00	9,978,500.00	12/16/2024	0.00	5.25	0.00	43,000.00	0.00	43,000.00
3130AWER7	FHLBANKS 4.625 06/06/25	8,000,000.00	7,998,009.02	7,998,284.27	06/06/2025	4.63	4.66	30,833.33	275.25	0.00	31,108.58
3130AWER7	FHLBANKS 4.625 06/06/25	2,000,000.00	1,999,498.51	1,999,567.84	06/06/2025	4.63	4.66	7,708.33	69.33	0.00	7,777.66
3133EN6A3	FED FARM CR BNKS 4.000 01/13/26	10,000,000.00	10,012,873.28	10,011,991.55	01/13/2026	4.00	3.88	33,333.33	(881.73)	0.00	32,451.60



Earnings by Fund

CUSIP	DESCRIPTION	ENDING PAR VALUE	BEGINNING BOOK VALUE	ENDING BOOK VALUE	FINAL MATURITY	COUPON RATE	YIELD	INTEREST EARNED	NET AMORTIZATION/ACCRETION INCOME	NET REALIZED GAIN/LOSS	ADJUSTED INTEREST EARNINGS
3133EPC37	FED FARM CR BNKS 4.875 11/13/25	10,000,000.00	9,994,728.33	9,995,147.83	11/13/2025	4.88	4.93	40,625.00	419.50	0.00	41,044.50
31846V567	FIRST AMER GVT OBLG;Z	30,267,126.86	30,000,000.00	30,267,126.86	11/30/2024	4.51	4.52	0.00	0.00	0.00	0.00
TEXPOOL	TexPool	1,261,378.56	16,215,609.25	1,261,378.56	11/30/2024	5.34	4.67	45,769.31	0.00	0.00	45,769.31
TOTAL		71,528,505.42	86,156,218.39	71,511,996.91		3.89	4.61	158,269.31	42,882.35	0.00	201,151.66
GRAND TOTAL		555,595,879.04	386,717,310.74	554,593,948.62		3.81	4.55	1,242,523.22	203,970.68	0.00	1,446,493.90

Disclosure

Meeder provides monthly statements for its investment management clients to provide information about the investment portfolio. The information should not be used for audit or confirmation purposes. Please review your custodial statements and report any inaccuracies or discrepancies.

Certain information and data has been supplied by unaffiliated third parties. Although Meeder believes the information is reliable, it cannot warrant the accuracy of information offered by third parties. Market value may reflect prices received from pricing vendors when current market quotations are not available. Prices may not reflect firm bids or offers and may differ from the value at which the security can be sold.

Statements may include positions from unmanaged accounts provided for reporting purposes. Unmanaged accounts are managed directly by the client and are not included in the accounts managed by Meeder. This information is provided as a client convenience and Meeder assumes no responsibility for performance of these accounts or the accuracy of the data reported.

Investing involves risk. Past performance is no guarantee of future results. Debt and fixed income securities are subject to credit and interest rate risk. The investment return and principal value of an investment will fluctuate so that an investor's shares, when redeemed, may be worth more or less than their original cost. Current performance may be lower or higher than the performance data quoted.

Investment advisory services provided by Meeder Public Funds, Inc. Please contact us if you would like to receive a copy of our current ADV disclosure brochure or privacy policy.

© 2024 Meeder Investment Management

meederpublicfunds.com | 866.633.3371



M E E D E R

PUBLIC FUNDS