

	A	B	C	D	E	F	G	H	I
51	CONT-SERV-COMPUTERS-HS-ST COMP					490.00	490.00	0.00	0.00
52	CONT SERV-COMPUTERS-MS					26,510.00	15,742.15	0.00	10,767.85
53	CONT SERV-COMPUTERS-MS-ST COMP					490.00	490.00	0.00	0.00
54	CONT SERV-COMPUTERS-PS					18,000.00	10,107.52	0.00	7,892.48
55	CONT SERV-COMPUTERS-PS ESL					9,000.00	9,000.00	0.00	0.00
56	CONT SERV-COMPUTERS-PS-ST COMP					0.00	0.00	0.00	0.00
57	CONT SERV-COMPUTERS- ES					22,000.00	17,434.50	1,407.00	3,158.50
58	CONT SERV-COMPUTERS-ES-ESL					3,000.00	3,000.00	0.00	0.00
59	CONT SERV-COMPUTERS-ES-ST COMP					0.00	0.00	0.00	0.00
60	CONT SERV-TECHNOLOGY-HS					8,973.71	0.00	8,973.71	0.00
61	CONT SERV-TECHNOLOGY-MS					5,000.00	0.00	4,863.18	136.82
62	CONT SERV-TECHNOLOGY-PS					5,120.16	141.19	4,978.97	0.00
63	CONT SERV-TECHNOLOGY-ES					5,000.00	0.00	4,168.44	831.56
64	TOTAL					232,032.00	171,629.71	26,262.60	34,139.69
65									
66	INST SUPPLIES-HS					14,000.00	12,922.14	0.00	1,077.86
67	INST SUPPLIES-HS-G/T					100.00	0.00	0.00	100.00
68	INST SUPPLIES-HS-ESL					300.00	20.66	190.95	88.39
69	INST SUPPLIES-HS-ST COMP					2,500.00	1,186.46	0.00	1,313.54
70	INST SUPPLIES-HS-ENTENDED DAY					2,000.00	1,212.82	0.00	787.18
71	INST SUPPLIES-HS ALLOTMENT					10,000.00	53.02	0.00	9,946.98
72	INST SUPPLIES-MS					12,500.00	6,864.64	2,922.50	2,712.86
73	INST SUPPLIES-MS-G/T					100.00	0.00	0.00	100.00
74	INST SUPPLIES-MS-ESL					300.00	254.73	34.86	10.41
75	INST SUPPLIES-MS-ST COMP					2,000.00	1,544.12	41.99	413.89
76	INST SUPPLIES-MS-EXTENDED DAY					1,500.00	442.00	0.00	1,058.00
77	INST SUPPLIES-PS					16,000.00	6,512.45	99.50	9,388.05
78	INST SUPPLIES-PS-G/T					2,200.00	2,054.85	0.00	145.15
79	INST SUPPLIES-PS-ESL					300.00	0.00	0.00	300.00
80	INST SUPPLIES-PS-ST COMP					1,000.00	0.00	0.00	1,000.00
81	INST SUPPLIES-PS-AFTER SCHOOL					2,000.00	211.76	0.00	1,788.24
82	INST SUPPLIES-ES					17,650.00	7,053.63	0.00	10,596.37
83	INST SUPPLIES-ES-G/T					2,314.63	2,280.23	0.00	34.40
84	INST SUPPLIES-ES-ESL					300.00	151.68	20.00	128.32
85	INST SUPPLIES-ES-ST COMP					2,000.00	788.52	0.00	1,211.48
86	INST SUPPLIES-ES-AFTER SCHOOL					2,000.00	1,189.98	0.00	810.02
87	SUMMER SCHOOL SUPPLIES					0.00	0.00	0.00	0.00
88	SUPPLIES-DISTRICT					0.00	0.00	0.00	0.00
89	GENERAL SUPPLIES-HS					8,000.00	0.00	0.00	8,000.00
90	GENERAL SUPPLIES-MS					2,747.00	0.00	0.00	2,747.00
91	GENERAL SUPPLIES-PS					5,000.00	0.00	0.00	5,000.00
92	GENERAL SUPPLIES-ES					3,115.37	0.00	0.00	3,115.37
93	ENGLISH-HS					1,000.00	328.35	0.00	671.65
94	ENGLISH-MS					500.00	0.00	0.00	500.00
95	SPEECH-HS					100.00	0.00	26.40	73.60
96	SPEECH-MS					200.00	0.00	0.00	200.00
97	JOURNALISM-HS					500.00	289.00	0.00	211.00
98	JOURNALISM-MS					0.00	0.00	0.00	0.00
99	DRAMA-HS					4,000.00	1,350.75	73.24	2,576.01

	A	B	C	D	E	F	G	H	I
100	DRAMA-MS					250.00	0.00	0.00	250.00
101	READING-MS					750.00	0.00	0.00	750.00
102	SPANISH-HS					250.00	0.00	0.00	250.00
103	BAND-HS					5,000.00	4,207.45	231.41	561.14
104	CHOIR-HS					1,000.00	724.76	225.00	50.24
105	BAND-MS					4,000.00	2,626.48	487.34	886.18
106	CHOIR-MS					1,000.00	534.26	0.00	465.74
107	HISTORY-HS					500.00	17.50	0.00	482.50
108	HISTORY-MS					500.00	0.00	425.69	74.31
109	MATH-HS					750.00	0.00	54.98	695.02
110	MATH-MS					750.00	639.09	0.00	110.91
111	ART-HS					1,000.00	0.00	0.00	1,000.00
112	ART-MS					1,000.00	739.11	0.00	260.89
113	ART-PS					1,000.00	819.31	0.00	180.69
114	ART-ES					1,000.00	963.38	0.00	36.62
115	SCIENCE-HS					4,000.00	2,112.51	792.89	1,094.60
116	SCIENCE-MS					2,000.00	868.86	582.95	548.19
117	MUSIC-PS					258.33	0.00	218.98	39.35
118	MUSIC-ES					258.33	0.00	218.99	39.34
119	PE-HS					1,000.00	332.85	0.00	667.15
120	PE-MS					750.00	0.00	755.45	(5.45)
121	PE-PS					1,000.00	656.83	0.00	343.17
122	PE-ES					750.00	665.96	0.00	84.04
123	INST HEALTH-HS					125.00	0.00	0.00	125.00
124	BUSINESS DEPT-HS					1,000.00	0.00	69.71	930.29
125	KEYBOARDING-MS					753.00	75.00	678.00	0.00
126	HEALTH-HS					0.00	0.00	0.00	0.00
127	SIXTH GRADE-MS					0.00	0.00	0.00	0.00
128	PRE-K-PS					629.21	203.17	379.33	46.71
129	KINDERGARTEN-PS					5,250.21	3,637.08	1,121.60	491.53
130	FIRST GRADE-PS					4,646.16	2,345.36	1,018.30	1,282.50
131	SECOND GRADE-PS					5,242.00	2,900.71	1,061.32	1,279.97
132	HEAD START-PS					500.00	105.31	0.00	394.69
133	THIRD GRADE-ES					4,000.00	2,683.39	1,240.78	75.83
134	FOURTH GRADE-ES					3,355.28	2,459.32	19.86	876.10
135	FIFTH GRADE-ES					3,775.26	3,522.49	34.86	217.91
136	COMPUTER LAB-MS					500.00	0.00	34.86	465.14
137	COMPUTER LAB-PS					1,000.00	292.00	34.86	673.14
138	COMPUTER LAB-ES					1,000.00	838.36	0.00	161.64
139	CAREER & TECH-HS					0.00	0.00	0.00	0.00
140	VO AGRICULTURE-HS					2,000.00	1,244.59	400.00	355.41
141	HOMEMAKING-HS					2,000.00	1,419.71	0.00	580.29
142	AUTO MECH-HS					3,000.00	2,448.63	330.17	221.20
143	D E -HS					1,750.00	584.69	910.28	255.03
144	SPEECH THERAPY-PS					0.00	0.00	0.00	0.00
145	SPEECH THERAPY-ES					0.00	0.00	0.00	0.00
146	CONTENT MASTERY-HS					0.00	0.00	0.00	0.00
147	SPECIAL ED-HS					2,250.00	79.56	34.86	2,135.58
148	SPECIAL ED-MS					2,000.00	0.00	1,458.14	541.86
149	SPECIAL ED-PS					1,000.00	477.55	348.55	173.90
150	SPECIAL ED-ES					2,220.00	1,869.69	348.55	1.76

	A	B	C	D	E	F	G	H	I
151	SUPPLIES-HS-SCIENCE-RENOVATIONS					0.00	0.00	0.00	0.00
152	SUPPLIES-TECHNOLOGY-HS**					10,000.00	9,097.64	19,139.87	(18,237.51)
153	SUPPLEIS-TECHNOLOGY-HS C/T					0.00	5,544.10	0.00	(5,544.10)
154	SUPPLIES-TECHNOLOGY-MS**					12,000.00	12,492.50	1,979.87	(2,472.37)
155	SUPPLIES-TECHNOLOGY-PS**					10,000.00	8,596.85	1,979.87	(576.72)
156	SUPPLIES-TECHNOLOGY-ES**					10,000.00	8,475.98	1,979.86	(455.84)
157	TOTAL					234,989.78	134,013.82	42,006.62	58,969.34
158									
159	GENERAL TRAVEL-HS					2,338.52	0.00	0.00	2,338.52
160	TRAVEL-BUSINESS-HS					161.48	161.48	0.00	0.00
161	TRAVEL-DRAFTING-HS					0.00	0.00	0.00	0.00
162	TRAVEL-VO AG-HS					5,000.00	1,538.18	0.00	3,461.82
163	TRAVEL-HOMEMAKING-HS					1,000.00	278.29	0.00	721.71
164	TRAVEL-AUTO MECH-HS					0.00	0.00	0.00	0.00
165	TRAVEL-DE-HS					1,000.00	100.09	0.00	899.91
166	TRAVEL-SP ED-NON EMPLOYEE					2,718.00	604.00	0.00	2,114.00
167	FEE/DUES-ES					0.00	0.00	0.00	0.00
168	GRADUATION EXPENSE					2,500.00	1,664.17	0.00	835.83
169	TOTAL					14,718.00	4,346.21	0.00	10,371.79
170									
171	VECHILE-VO AG					0.00	0.00	0.00	0.00
172	EQUIP/FURN>5,000-VO AG					0.00	0.00	0.00	0.00
173	FURN/EQUIP-HS					6,576.98	0.00	4,063.75	2,513.23
174	FURN/EQUIP-C/T					741.58	741.58	0.00	0.00
175	FURN/EQUIP-HS ALLOTMENT					10,000.00	0.00	0.00	10,000.00
176	FURN/EQUIP-MS					8,984.00	0.00	0.00	8,984.00
177	FURN/EQUIP-MS-ST COMP					0.00	0.00	0.00	0.00
178	FURN/EQUIP-PS					9,758.42	0.00	0.00	9,758.42
179	FURN/EQUIP-ES					9,266.11	1,826.19	0.00	7,439.92
180	FURN/EQUIP-DISTRICT WIDE					50,000.00	0.00	0.00	50,000.00
181	FURN/EQUIP-HS-ENGLISH					379.00	379.00	0.00	0.00
182	FURN/EQUIP-DRAMA					379.00	379.00	0.00	0.00
183	FURN/EQUIP-MS-READING					0.00	0.00	0.00	0.00
184	FURN/EQUIP-SPANISH					0.00	0.00	0.00	0.00
185	BAND INSTRUMENTS-HS					695.00	695.00	0.00	0.00
186	FURN/EQUIP-HS CHOIR					0.00	0.00	0.00	0.00
187	BAND INSTRUMENTS-MS					0.00	0.00	0.00	0.00
188	FURN/EQUIP-HS HISTORY					0.00	0.00	0.00	0.00
189	FURN/EQUIP-MS-HISTORY					0.00	0.00	0.00	0.00
190	FURN/EQUIP-HS-MATH					379.00	379.00	0.00	0.00
191	FURN/EQUIP-HS-ART					0.00	0.00	0.00	0.00
192	FURN/EQUIP-HS-SCIENCE					0.00	0.00	0.00	0.00
193	FURN/EQUIP-MS-SCIENCE					758.00	758.00	0.00	0.00
194	FURN/EQUIP-PS-MUSIC					741.67	0.00	741.67	0.00
195	FURN/EQUIP-ES-MUSIC					741.67	0.00	741.67	0.00
196	FURN/EQUIP-PS-PE					0.00	0.00	0.00	0.00
197	FURN/EQUIP-ES-PE					0.00	0.00	0.00	0.00
198	FURN/EQUIP-KEYBOARDING-MS					0.00	0.00	0.00	0.00
199	FURN/EQU-PS-PRE-K					370.79	370.79	0.00	0.00
200	FURN/EQUIP-PS-KINDERGARTEN					749.79	749.79	0.00	0.00
201	FURN/EQUIP-PS-FIRST GRADE					1,353.84	1,353.84	0.00	0.00

	A	B	C	D	E	F	G	H	I
202	FURN/EQUIP-PS-SECOND GRADE					758.00	758.00	0.00	0.00
203	FURN/EQUIP-HEAD START					741.58	741.58	0.00	0.00
204	FURN/EQUIP-ES-THIRD GRADE					3,233.89	3,233.89	0.00	0.00
205	FURN/EQUIP-ES-FOURTH GRADE					2,644.72	2,644.72	0.00	0.00
206	FURN/EQUIP-ES-FIFTH GRADE					2,224.74	2,224.74	0.00	0.00
207	FURN/EQUIP-HS-CAREER/TECH					0.00	0.00	0.00	0.00
208	FURN/EQUIP-VO AG					0.00	0.00	0.00	0.00
209	FURN/EQUIP-DE					0.00	0.00	0.00	0.00
210	FURN-EQUIP-HS-AUTO MECH					599.65	599.65	0.00	0.00
211	FURN/EQUIP-PS-SPEECH					0.00	0.00	0.00	0.00
212	FURN/EQUIP-HS-SP ED					749.79	749.79	0.00	0.00
213	FURN/EQUIP-MS-SP ED					758.00	758.00	0.00	0.00
214	FURN/EQUIP-PS-SP ED					0.00	0.00	0.00	0.00
215	FURN/EQUIP-ES-SP ED					0.00	0.00	0.00	0.00
216	FURN/EQUIP-HS-SCIENCE-RENOVATIONS					0.00	0.00	0.00	0.00
217	FURN/EQUIP-HS TECHNOLOGY**					375,000.00	4,442.27	96,133.67	274,424.06
218	FURN/EQUIP-HS-C/T					0.00	2,818.24	11,726.86	(14,545.10)
219	FURN/EQUIP-HS-ST COMP					0.00	7,415.80	0.00	(7,415.80)
220	FURN/EQUIP-MS TECHNOLOGY**					0.00	1,748.28	48,838.44	(50,586.72)
221	FURN/EQUIP-PS TECHNOLOGY**					0.00	1,748.28	50,001.26	(51,749.54)
222	FURN/EQUIP-ES TECHNOLOGY**					0.00	2,528.26	41,861.52	(44,389.78)
223	FURN/EQUIP-ES-ST COMP					0.00	7,415.80	0.00	(7,415.80)
224	TOTAL					488,585.22	47,459.49	254,108.84	187,016.89
225									
226	TOTAL INSTRUCTION					7,993,823.00	4,201,754.55	1,257,281.93	2,534,786.52
227									
228									
229									
230	SUBSTITUTES					1,000.00	315.00	0.00	685.00
231	SALARIES					142,340.00	89,956.13	27,102.49	25,281.38
232	FIMM					2,123.00	1,198.04	0.00	924.96
233	HEALTH INSURANCE					14,340.00	6,650.20	0.00	7,689.80
234	WORKER'S COMPENSATION					935.00	0.00	0.00	935.00
235	TRS ON BEHALF					0.00	0.00	0.00	0.00
236	UNEMPLOYMENT					483.00	151.44	0.00	331.56
237	TEACHER RETIREMENT/TRS CARE					1,869.00	1,299.21	0.00	569.79
238	PERSONAL DAYS					2,800.00	0.00	0.00	2,800.00
239	TOTAL					165,890.00	99,570.02	27,102.49	39,217.49
240									
241	REGION VII SERVICES-HS					0.00	0.00	0.00	0.00
242	REGION VII SERVICES-MS					0.00	0.00	0.00	0.00
243	REGION VII SERVICES-PS					0.00	0.00	0.00	0.00
244	REGION VII SERVICES-ES					0.00	0.00	0.00	0.00
245	AUDIO VISUAL/REPAIR-HS					0.00	0.00	0.00	0.00
246	AUDIO VISUAL/REPAIR-MS					0.00	0.00	0.00	0.00
247	AUDIO VISUAL/REPAIR-PS					0.00	0.00	0.00	0.00
248	AUDIO VISUAL/REPAIR-ES					0.00	0.00	0.00	0.00
249	CONTRACTED SERVICES-HS					2,000.00	1,155.92	269.00	575.08
250	CONTRACTED SERVICES-MS					1,000.00	194.90	0.00	805.10
251	CONTRACTED SERVICES-PS					1,000.00	394.40	0.00	605.60

12-LIBRARY

	A	B	C	D	E	F	G	H	I
252	CONTRACTED SERVICES-ES					1,000.00	394.39	0.00	605.61
253	TOTAL					5,000.00	2,139.61	269.00	2,591.39
254									
255	MAGAZINES/BOOKS-HS					7,102.00	5,072.88	1,447.99	581.13
256	MAGAZINES/BOOKS-MS					6,150.00	6,102.22	0.00	47.78
257	MAGAZINES/BOOKS-PS					7,500.00	0.00	7,497.05	2.95
258	MAGAZINES/BOOKS-ES					5,500.00	4,736.43	0.00	763.57
259	AUDIO VISUAL & OTHER INST SUPPLY-HS					2,242.00	758.38	0.00	1,483.62
260	AUDIO VISUAL & OTHER INST SUPPLY-MS					469.48	469.48	0.00	0.00
261	AUDIO VISUAL & OTHER INST SUPPLY-PS					3,000.00	1,464.91	0.00	1,535.09
262	AUDIO VISUAL & OTHER INST SUPPLY-ES					2,397.36	289.31	0.00	2,108.05
263	TOTAL					34,360.84	18,893.61	8,945.04	6,522.19
264									
265	TRAVEL-HS					250.00	769.50	0.00	(519.50)
266	TRAVEL-MS					50.00	50.00	0.00	0.00
267	TRAVEL-PS					50.00	50.00	0.00	0.00
268	TRAVEL-ES					250.00	751.50	0.00	(501.50)
269	FEES/DUES-HS					500.00	0.00	0.00	500.00
270	TOTAL					1,100.00	1,621.00	0.00	(521.00)
271									
272	FURN/EQUIP-HS					1,156.00	1,156.00	0.00	0.00
273	FURN/EQUIP-MS					1,483.16	1,483.16	0.00	0.00
274	FURN/EQUIP-PS					0.00	0.00	0.00	0.00
275	FURN/EQUIP-ES					0.00	0.00	0.00	0.00
276	TOTAL					2,639.16	2,639.16	0.00	0.00
277									
278	TOTAL LIBRARY					208,990.00	124,863.40	36,316.53	47,810.07
279									
280	<i>13-STAFF DEVELOPMENT</i>								
281									
282	DEPARTMENT HEAD/JUDGE TRUST					7,300.00	3,138.60	910.75	3,250.65
283	FIMM					104.00	37.51	0.00	66.49
284	HEALTH INSURANCE					276.00	213.15	0.00	62.85
285	WORKER'S COMPENSATION					55.00	0.00	0.00	55.00
286	TRS ON-BEHALF					0.00	0.00	0.00	0.00
287	UNEMPLOYMENT					17.00	7.43	0.00	9.57
288	TEACHER RETIREMENT/TRS CARE					96.00	64.11	0.00	31.89
289	TOTAL					7,848.00	3,460.80	910.75	3,476.45
290									
291	CONTRACTED STAFF DEVELOPMENT-HS ALLO					1,500.00	0.00	0.00	1,500.00
292	CONTRACTED STAFF-DEVELOPMENT					1,500.00	0.00	0.00	1,500.00
293	STAFF DEVELOPMENT-REGION VII					7,500.00	7,574.35	0.00	(74.35)
294	STAFF DEVELOPMENT-G/T-REGION VII					11,000.00	11,000.00	0.00	0.00
295	STAFF DEVELOPMENT-CT-REGION VII					4,000.00	3,806.00	0.00	194.00
296	TOTAL					25,500.00	22,380.35	0.00	3,119.65
297									
298	SUPPLIES-IN SERVICE					0.00	0.00	0.00	0.00
299	TOTAL					0.00	0.00	0.00	0.00
300									
301	TRAVEL-HS-REG					1,914.00	1,725.58	0.00	188.42

	A	B	C	D	E	F	G	H	I
302	TRAVEL-HS-VOC					161.00	161.00	0.00	0.00
303	TRAVEL-HS-SP ED					0.00	0.00	0.00	0.00
304	TRAVEL-HS-ST COMP					0.00	0.00	0.00	0.00
305	TRAVEL-HS-ESL					0.00	0.00	0.00	0.00
306	TRAVEL-HS ALLOTMENT					9,500.00	4,864.19	0.00	4,635.81
307	TRAVEL-MS-REG					2,500.00	257.00	0.00	2,243.00
308	TRAVEL-MS-SP ED					0.00	0.00	0.00	0.00
309	TRAVEL-MS-ST COMP					0.00	0.00	0.00	0.00
310	TRAVEL-MS-ESL					0.00	0.00	0.00	0.00
311	TRAVEL-PS-REG					2,500.00	1,550.00	0.00	950.00
312	TRAVEL-PS-ST COMP					0.00	0.00	0.00	0.00
313	TRAVEL-PS-SP ED					0.00	0.00	0.00	0.00
314	TRAVEL-ES-REG					2,088.35	134.00	0.00	1,954.35
315	TRAVEL-ES-G/T					47.00	47.00	0.00	0.00
316	TRAVEL-ES-SP ED					0.00	0.00	0.00	0.00
317	TRAVEL ES-ESL					364.65	364.65	0.00	0.00
318	TRAVEL-ALL SCHOOLS					15,000.00	0.00	11,520.00	3,480.00
319	TRAVEL -TECHNOLOGY					4,500.00	2,943.39	0.00	1,556.61
320	MISC OPERATING-HS-REG					425.00	425.00	0.00	0.00
321	MISC OPERATING-HS-SP ED					0.00	0.00	0.00	0.00
322	MISC OPERATING-HS-VOC					0.00	0.00	0.00	0.00
323	MISC OEPRATING-HS-G/T					0.00	0.00	0.00	0.00
324	MISC OPERATING-MS-REG					0.00	0.00	0.00	0.00
325	MISC OPERATING-MS-G/T					0.00	0.00	0.00	0.00
326	MISC OPERATING-MS-SP ED					0.00	0.00	0.00	0.00
327	MISC OPERATING-MS-ESL					0.00	0.00	0.00	0.00
328	MISC OPERATING-PS-REG					0.00	0.00	0.00	0.00
329	MISC OPERATING-PS-SP ED					0.00	0.00	0.00	0.00
330	MISC OPERATING-PS-ST COMP					0.00	0.00	0.00	0.00
331	MISC OPERATING-PS-ESL					0.00	0.00	0.00	0.00
332	MISC OPERATING-ES-REG					0.00	0.00	0.00	0.00
333	MISC OPERATING-ES-G/T					0.00	0.00	0.00	0.00
334	MISC OPERATING-ES-SP ED					0.00	0.00	0.00	0.00
335	MISC OPERATING-ES-ESL					0.00	0.00	0.00	0.00
336	TOTAL					39,000.00	12,471.81	11,520.00	15,008.19
337									
338	TOTAL STAFF DEVELOPMENT					72,348.00	38,312.96	12,430.75	21,604.29
339									
340									
341									
342	SALARY					62,437.00	42,807.80	0.00	19,629.20
343	FIMM					918.00	589.19	0.00	328.81
344	HEALTH INSURANCE					2,688.00	1,792.48	0.00	895.52
345	WORKER'S COMPENSATION					395.00	0.00	0.00	395.00
346	TRS ON-BEHALF					0.00	0.00	0.00	0.00
347	UNEMPLOYMENT					119.00	63.18	0.00	55.82
348	TEACHER RETIREMENT/TRS CARE					2,119.00	1,542.31	0.00	576.69
349	PERSONAL DAYS					1,000.00	0.00	0.00	1,000.00
350	TOTAL					69,676.00	46,794.96	0.00	22,881.04
351									

21-INSTRUCTIONAL LEADERSHIP

	A	B	C	D	E	F	G	H	I
352	CONTRACTED SERVICE					0.00	0.00	0.00	0.00
353									
354	SUPPLIES					500.00	307.63	0.00	192.37
355									
356	TRAVEL					1,975.00	1,532.24	0.00	442.76
357	DUES					25.00	25.00	0.00	0.00
358	TOTAL					2,000.00	1,557.24	0.00	442.76
359									
360	FURN/EQUIP					0.00	0.00	0.00	0.00
361									
362	TOTAL INSTRUCTIONAL LEADERSHIP					72,176.00	48,659.83	0.00	23,516.17
363									
364	<i>23-SCHOOL ADMINISTRATION</i>								
365	SUBSTITUTES					2,000.00	335.00	0.00	1,665.00
366	SALARIES					571,537.00	356,685.03	61,549.18	153,302.79
367	FIMM					8,435.00	4,608.94	0.00	3,826.06
368	HEALTH INSURANCE					41,246.00	27,508.29	0.00	13,737.71
369	WORKER'S COMPENSATION					3,740.00	0.00	0.00	3,740.00
370	TRS ON-BEHALF					0.00	0.00	0.00	0.00
371	UNEMPLOYMENT					1,122.00	587.19	0.00	534.81
372	TEACHER RETIREMENT/TRS CARE					11,352.00	7,733.30	0.00	3,618.70
373	PERSONAL DAYS					9,200.00	0.00	0.00	9,200.00
374	TOTAL					648,632.00	397,457.75	61,549.18	189,625.07
375									
376	CONT SERVICE-FINGERPRINTING-HS					0.00	0.00	0.00	0.00
377	CONT SERVICE-FINGERPRINTING-MS					0.00	0.00	0.00	0.00
378	CONT SERVICE-FINGERPRINTING-PS					0.00	0.00	0.00	0.00
379	CONT SERVICE-FINGERPRINTING-ES					0.00	0.00	0.00	0.00
380	PRINTING-HS					2,000.00	672.62	0.00	1,327.38
381	PRINTING-MS					2,000.00	642.03	0.00	1,357.97
382	PRINTING-PS					2,000.00	316.02	0.00	1,683.98
383	PRINTING-ES					2,000.00	671.03	0.00	1,328.97
384	TOTAL					8,000.00	2,301.70	0.00	5,698.30
385									
386	TEXTBOOK FUND-HS					0.00	0.00	0.00	0.00
387	TEXTBOOK FUND-MS					0.00	0.00	0.00	0.00
388	TEXTBOOK FUND-PS					0.00	0.00	0.00	0.00
389	TEXTBOOK FUND-ES					0.00	0.00	0.00	0.00
390	SUPPLIES-HS					2,759.89	1,117.49	34.86	1,607.54
391	SUPPLIES-MS					3,000.00	1,290.36	0.00	1,709.64
392	SUPPLIES-PS					2,726.89	266.87	136.00	2,324.02
393	SUPPLIES-ES					2,700.01	817.37	0.00	1,882.64
394	DISTRICT EXPENSES-HS					1,000.00	342.43	0.00	657.57
395	DISTRICT EXPENSES-MS					1,000.00	289.94	0.00	710.06
396	DISTRICT EXPENSES-PS					1,000.00	384.93	0.00	615.07
397	DISTRICT EXPENSES-ES					1,000.00	346.99	0.00	653.01
398	POSTAGE-HS					4,000.00	1,535.89	0.00	2,464.11
399	POSTAGE-MS					3,000.00	1,500.00	0.00	1,500.00
400	POSTAGE-PS					1,500.00	507.04	0.00	992.96
401	POSTAGE-ES					1,500.00	500.00	0.00	1,000.00

	A	B	C	D	E	F	G	H	I
402	TOTAL					25,186.79	8,899.31	170.86	16,116.62
403									
404	TRAVEL-HS					1,250.00	819.34	100.00	330.66
405	TRAVEL-MS					1,250.00	764.02	0.00	485.98
406	TRAVEL-PS					1,376.12	1,376.12	0.00	0.00
407	TRAVEL-ES					1,130.00	1,127.09	0.00	2.91
408	BONDING-HS					0.00	0.00	0.00	0.00
409	TRAVEL-ALL SCHOOLS					13,835.88	0.00	0.00	13,835.88
410	DUES-HS					0.00	0.00	0.00	0.00
411	DUES-MS					0.00	0.00	0.00	0.00
412	DUES-PS					329.00	329.00	0.00	0.00
413	DUES-ES					329.00	329.00	0.00	0.00
414	TOTAL					19,500.00	4,744.57	100.00	14,655.43
415									
416	FURN/EQUIP-HS					240.11	0.00	240.11	0.00
417	FURN/EQUIP-MS					0.00	0.00	0.00	0.00
418	FURN/EQUIP-PS					273.11	273.11	0.00	0.00
419	FURN/EQUIP-ES					299.99	299.99	0.00	0.00
420	TOTAL					813.21	573.10	240.11	0.00
421									
422	TOTAL SCHOOL ADMINISTRATION					702,132.00	413,976.43	62,060.15	226,095.42
423									
424	<i>31-COUNSELING</i>								
425									
426	SALARIES					247,165.00	143,629.44	37,110.48	66,425.08
427	FIMM					3,641.00	1,895.56	0.00	1,745.44
428	HEALTH INSURANCE					10,772.00	6,786.99	0.00	3,985.01
429	WORKER'S COMPENSATION					1,550.00	0.00	0.00	
430	TRS ON-BEHALF					0.00	0.00	0.00	0.00
431	UNEMPLOYMENT					465.00	245.28	0.00	219.72
432	TEACHER RETIREMENT/TRS CARE					3,317.00	2,278.25	0.00	1,038.75
433	PERSONAL DAYS					4,400.00	0.00	0.00	4,400.00
434	TOTAL					271,310.00	154,835.52	37,110.48	79,364.00
435									
436	REGION VII ESC					1,500.00	1,500.00	0.00	0.00
437	TEST SCORING-HS					250.00	0.00	0.00	250.00
438	TEST SCORING-MS					250.00	0.00	0.00	250.00
439	TEST SCORING-PS					250.00	0.00	100.12	149.88
440	TEST SCORING-ES					250.00	0.00	0.00	250.00
441	TOTAL					2,500.00	1,500.00	100.12	899.88
442									
443	TEST MATERIALS-HS					500.00	0.00	0.00	500.00
444	TEST MATERIALS-MS					500.00	0.00	0.00	500.00
445	TEST MATERIALS-PS					500.00	420.32	0.00	79.68
446	TEST MATERIALS-ES					500.00	0.00	0.00	500.00
447	SUPPLIES-HS					1,000.00	321.76	0.00	678.24
448	SUPPLIES-MS					1,000.00	296.25	0.00	703.75
449	SUPPLIES-PS					721.00	470.06	0.00	250.94
450	SUPPLIES-ES					1,000.00	98.42	34.86	866.72
451	POSTAGE-HS					500.00	0.00	0.00	500.00

	A	B	C	D	E	F	G	H	I
452	POSTAGE-MS					500.00	0.00	0.00	500.00
453	TOTAL					6,721.00	1,606.81	34.86	5,079.33
454									
455	TRAVEL-HS					180.00	35.00	0.00	145.00
456	TRAVEL-MS					300.00	10.00	0.00	290.00
457	TRAVEL-PS					180.00	85.00	0.00	95.00
458	TRAVEL-ES					180.00	135.00	0.00	45.00
459	TRAVEL-ES-TSII					0.00	0.00	0.00	0.00
460	MEMBERSHIP/DUES-HS					120.00	120.00	0.00	0.00
461	MEMBERSHIP/DUES-MS					0.00	0.00	0.00	0.00
462	MEMBERSHIP/DUES-PS					120.00	120.00	0.00	0.00
463	MEMBERSHIP/DUES-ES					120.00	120.00	0.00	0.00
464	FEES & DUES-COLLEGE FAIR-HS					250.00	0.00	0.00	250.00
465	FEES-PS-STUDENTS					0.00	0.00	0.00	0.00
466	TOTAL					1,450.00	625.00	0.00	825.00
467									
468	FURNITURE-HS					500.00	313.96	0.00	186.04
469	FURNITURE-MS					0.00	0.00	0.00	0.00
470	FURNITURE-PS					279.00	159.00	0.00	0.00
471	TOTAL					779.00	472.96	0.00	306.04
472									
473	TOTAL COUNSELING					282,760.00	159,040.29	37,245.46	86,474.25
474									
475									
476									
477	SALARIES					121,381.00	65,617.91	20,047.08	35,716.01
478	FIMM					1,115.00	910.96	0.00	204.04
479	HEALTH INSURANCE					8,968.00	4,648.55	0.00	4,319.45
480	WORKER'S COMPENSATION					450.00	0.00	0.00	450.00
481	TRS ON-BEHALF					0.00	0.00	0.00	0.00
482	UNEMPLOYMENT					135.00	121.74	0.00	13.26
483	TEACHER RETIREMENT/TRS CARE					537.00	11,379.69	0.00	(10,842.69)
484	PERSONAL DAYS					1,400.00	0.00	0.00	1,400.00
485	TOTAL					133,986.00	82,678.85	20,047.08	31,260.07
486									
487	CONT SERVICES-FINGERPRINTING					50.00	47.45	0.00	2.55
488	CONT SERVICES-NURSING-HS					0.00	0.00	0.00	0.00
489	CONT SERVICES-NURSING-MS					0.00	0.00	0.00	0.00
490	CONT SERVICES-NURSING-PS					0.00	0.00	0.00	0.00
491	CONT SERVICES-NURSING-ES					0.00	0.00	0.00	0.00
492	CONT SERVICES-HS					80.00	0.00	77.50	2.50
493	CONT SERVICES-MS					80.00	0.00	77.50	2.50
494	CONT SERVICES-PS					80.00	0.00	77.50	2.50
495	CONT SERVICES-ES					80.00	0.00	77.50	2.50
496	TOTAL					370.00	47.45	310.00	12.55
497									
498	SUPPLIES-HS					1,185.00	754.44	427.48	3.08
499	SUPPLIES-MS					990.00	754.54	0.00	235.46
500	SUPPLIES-PS					1,225.00	754.54	340.79	129.67
501	SUPPLIES-ES					1,000.01	754.61	0.00	245.40

33-HEALTH SERVICES

	A	B	C	D	E	F	G	H	I
502	TOTAL					4,400.01	3,018.13	768.27	613.61
503									
504	TRAVEL-HS					200.00	38.62	0.00	161.38
505	TRAVEL-MS					200.00	38.63	0.00	161.37
506	TRAVEL-PS					200.00	38.63	0.00	161.37
507	TRAVEL-ES					200.00	38.62	0.00	161.38
508	TOTAL					800.00	154.50	0.00	645.50
509									
510	EQUIPMENT-HS					275.00	275.00	0.00	0.00
511	EQUIPMENT-MS					0.00	0.00	0.00	0.00
512	EQUIPMENT-PS					0.00	0.00	0.00	0.00
513	EQUIPMENT-ES					274.99	274.99	0.00	0.00
514	TOTAL					549.99	549.99	0.00	0.00
515									
516	TOTAL HEALTH SERVICE					140,106.00	86,448.92	21,125.35	32,531.73
517									
518	<i>34-STUDENT TRANSPORTATION</i>								
519									
520	SUBSTITUTES					6,000.00	5,377.75	0.00	622.25
521	SALARIES					142,460.00	94,373.84	9,617.81	38,468.35
522	FIMM					2,169.00	1,313.78	0.00	855.22
523	HEALTH INSURANCE					26,790.00	15,211.59	0.00	11,578.41
524	WORKER'S COMPENSATION					1,090.00	0.00	0.00	1,090.00
525	TRS ON-BEHALF					0.00	0.00	0.00	0.00
526	UNEMPLOYMENT					327.00	160.73	0.00	166.27
527	TEACHER RETIREMENT/TRS CARE					799.00	814.44	0.00	(15.44)
528	PERSONAL DAYS					1,200.00	0.00	0.00	1,200.00
529	TOTAL					180,835.00	117,252.13	9,617.81	53,965.06
530									
531	CONT SERVICES-PHYSICALS/DRUG TEST					4,500.00	1,401.63	700.00	2,398.37
532	CONT SERVICES-RECERTIFICATION					1,500.00	30.00	100.00	1,370.00
533	CONT SERVICES-REPAIR					4,000.00	3,225.64	325.00	449.36
534	TOTAL					10,000.00	4,657.27	1,125.00	4,217.73
535									
536	GAS,OIL,GREASE,TIRES					75,000.00	48,272.96	7,500.00	19,227.04
537	PARTS & SUPPLIES					26,500.00	23,541.66	9,750.00	(6,791.66)
538	TOTAL					101,500.00	71,814.62	17,250.00	12,435.38
539									
540	INSURANCE					10,496.00	10,496.00	0.00	0.00
541	MISC OPERATING COSTS					2,000.00	256.00	0.00	1,744.00
542	TOTAL					12,496.00	10,752.00	0.00	1,744.00
543									
544	BUSES					90,705.00	0.00	91,282.00	(577.00)
545	CAPITAL OUTLAY					0.00	350.00	0.00	(350.00)
546	FURN/EQUIP-TECHNOLOGY					0.00	0.00	0.00	0.00
547	TOTAL					90,705.00	350.00	91,282.00	(927.00)
548									
549	TOTAL STUDENT TRANSPORTATION					395,536.00	204,826.02	119,274.81	71,435.17
550									
551	<i>35-FOOD SERVICE</i>								

	A	B	C	D	E	F	G	H	I
552									
553	CONTRACTED SERVICES-FINGERPRINTING					0.00	0.00	0.00	0.00
554									
555	TRANSFER OUT					0.00	0.00	0.00	0.00
556									
557	TOTAL FOOD SERVICE					0.00	0.00	0.00	0.00
558									
559									
560									
561									
562	SALARIES/STIPENDS					202,756.00	128,744.77	22,388.77	51,622.46
563	FIMM					2,945.00	1,772.38	0.00	1,172.62
564	HEALTH INSURANCE					11,199.00	6,586.78	0.00	4,612.22
565	WORKER'S COMPENSATION					1,095.00	0.00	0.00	1,095.00
566	TRS ON-BEHALF					0.00	0.00	0.00	0.00
567	UNEMPLOYMENT					329.00	200.68	0.00	128.32
568	TEACHER RETIREMENT/TRS CARE					3,456.00	2,680.17	0.00	775.83
569	TOTAL					221,780.00	139,984.78	22,388.77	59,406.45
570									
571	DRUG TESTING-HS					1,500.00	1,540.00	210.00	(250.00)
572	DRUG TESTING-MS					750.00	420.00	0.00	330.00
573	CONTRACTED ATHLETIC TRAINER					9,000.00	8,876.00	0.00	124.00
574	REPAIR ATHLETICS-HS					5,000.00	2,280.25	0.00	2,719.75
575	REPAIR-ATHLETICS-MS					2,400.00	0.00	0.00	2,400.00
576	RENTAL-DRAMA-HS					125.00	125.00	0.00	0.00
577	RENTAL-ATHLETICS					275.00	271.63	0.00	3.37
578	RENTAL-STADIUM/GYM					1,000.00	187.96	0.00	812.04
579	GAME OFFICIALS-HS					20,000.00	13,661.86	0.00	6,338.14
580	GAME OFFICIALS-MS					7,000.00	4,904.09	0.00	2,095.91
581	GAME WORKERS-HS					8,000.00	7,432.99	0.00	567.01
582	GAME WORKERS-MS					3,000.00	2,888.40	0.00	111.60
583	GAME CONTRACTS					0.00	0.00	0.00	0.00
584	CONTRACTED SERVICE-HS DRAMA					1,500.00	0.00	0.00	1,500.00
585	CONTRACTED SERVICE-MS-DRAMA					0.00	0.00	0.00	0.00
586	CONTRACTED SERVICE-HS-BAND					2,000.00	600.00	375.00	1,025.00
587	CONTRACTED SERVICE-MS-BAND					250.00	250.00	0.00	0.00
588	CONTRACTED SERVICE-HS-ATHLETICS					0.00	0.00	0.00	0.00
589	PRINTING					550.00	0.00	0.00	550.00
590	TOTAL					62,350.00	43,438.18	585.00	18,326.82
591									
592	ATHLETIC NEWSLETTER					160.00	160.00	0.00	0.00
593	DRAMA COSTUMES					1,000.00	0.00	0.00	1,000.00
594	BAND UNIFORMS					1,250.00	1,248.10	0.00	1.90
595	CHOIR UNIFORMS-HS					0.00	0.00	0.00	0.00
596	UIL SUPPLIES-HS					500.00	0.00	0.00	500.00
597	UIL SUPPLIES-MS					500.00	389.33	0.00	110.67
598	UIL SUPPLIES-PS					100.00	0.00	0.00	100.00
599	UIL SUPPLIES-ES					1,625.00	1,474.91	0.00	150.09
600	CHEERLEADERS-HS					1,000.00	0.00	0.00	1,000.00

36-COCURRICULAR/EXTRACURRICULAR

	A	B	C	D	E	F	G	H	I
601	CHEERLEADERS-MS					500.00	0.00	0.00	500.00
602	ALL ATHLETICS-HS					2,000.00	1,822.14	15.00	162.86
603	ALL ATHLETICS-MS					1,840.00	0.00	0.00	1,840.00
604	FOOTBALL-HS					13,000.00	625.92	12,008.53	365.55
605	FOOTBALL-MS					4,000.00	0.00	3,974.60	25.40
606	BASKETBALL-HS					4,000.00	3,615.64	0.00	384.36
607	BASKETBALL-MS					1,500.00	0.00	0.00	1,500.00
608	TRACK-HS					4,000.00	3,082.02	418.10	499.88
609	TRACK-MS					1,500.00	0.00	0.00	1,500.00
610	BASEBALL-HS					4,000.00	60.00	3,680.15	259.85
611	VOLLEYBALL-HS					4,000.00	0.00	0.00	4,000.00
612	VOLLEYBALL-MS					1,500.00	0.00	0.00	1,500.00
613	GIRLS BASKETBALL-HS					4,000.00	3,259.81	24.58	715.61
614	GIRLS BASKETBALL-MS					1,500.00	0.00	1,496.86	3.14
615	GIRLS TRACK-HS					4,000.00	3,456.66	0.00	543.34
616	GIRLS TRACK-MS					1,500.00	1,394.14	0.00	105.86
617	TENNIS-HS					1,500.00	954.70	0.00	545.30
618	GOLF-HS					1,500.00	1,827.83	0.00	(327.83)
619	WEIGHT TRAINING-HS					1,500.00	1,053.00	300.00	147.00
620	SOFTBALL-HS					4,000.00	0.00	2,679.30	1,320.70
621	OFF SEASON-HS					5,000.00	0.00	4,691.26	308.74
622	OFF SEASON-MS					0.00	0.00	0.00	0.00
623	TRAINER SUPPLIES-HS					3,000.00	0.00	0.00	3,000.00
624	CROSS COUNTRY-HS					1,500.00	1,046.25	0.00	453.75
625	TOTAL					76,975.00	25,470.45	29,288.38	22,216.17
626									
627	EMPLOYEE TRAVEL-DRAMA-HS					0.00	0.00	0.00	0.00
628	EMPLOYEE TRAVEL-BAND-HS					1,236.29	1,236.29	0.00	0.00
629	EMPLOYEE TRAVEL-CHOIR-HS					0.00	0.00	0.00	0.00
630	EMPLOYEE TRAVEL-BAND-MS					842.93	842.93	0.00	0.00
631	EMPLOYEE TRAVEL-MUSIC-ES					0.00	0.00	0.00	0.00
632	EMPLOYEE TRAVEL-ES-UIL					0.00	0.00	0.00	0.00
633	EMPLOYEE TRAVEL-ATHLETICS-HS					6,647.02	6,456.56	190.46	0.00
634	STUDENT MEALS/FEES-HS					10,289.02	0.00	0.00	10,289.02
635	STUDENT MEALS/FEES-MS					6,392.89	0.00	0.00	6,392.89
636	STUDENT MEALS/FEES-PS					250.00	0.00	0.00	250.00
637	STUDENT MEALS/FEES-ES					419.00	0.00	0.00	419.00
638	STUDENTS/REP DISTRICT-HS					0.00	0.00	0.00	0.00
639	STUDENTS/REP DISTRICT-MS					0.00	0.00	0.00	0.00
640	STUDENT TRAVEL-DRAMA-HS					0.00	0.00	0.00	0.00
641	STUDENT TRAVEL-DRAMA-MS					0.00	0.00	0.00	0.00
642	STUDENT TRAVEL-BAND-HS					500.00	500.00	0.00	0.00
643	STUDENT TRAVEL-BAND-MS					0.00	0.00	0.00	0.00
644	STUDENT TRAVEL-CHOIR-HS					0.00	0.00	0.00	0.00
645	STUDENT TRAVEL-BUS CLUB-HS					1,090.74	1,090.74	0.00	0.00
646	STUDENT TRAVEL-VO AG					2,097.13	2,097.13	0.00	0.00
647	STUDENT TRAVEL-HOME ECO					5,610.83	5,610.83	0.00	0.00
648	STUDENT TRAVEL-DECA-HS					1,126.88	1,126.88	0.00	0.00

	A	B	C	D	E	F	G	H	I
649	STUDENT TRAVEL-UIL-HS					130.00	130.00	0.00	0.00
650	STUDENT TRAVEL-UIL-MS					0.00	0.00	0.00	0.00
651	STUDENT TRAVEL-UIL-PS					0.00	0.00	0.00	0.00
652	STUDENT TRAVEL-UIL-ES					356.00	356.00	0.00	0.00
653	STUDENT TRAVEL-ACADEMICS-HS					359.82	0.00	359.82	0.00
654	STUDENT TRAVEL-ROPE TRICK-ES					0.00	0.00	0.00	0.00
655	STUDENT TRAVEL-ATHLETICS-HS					12,234.97	11,995.76	239.21	(0.00)
656	STUDENT TRAVEL-ATHLETICS-MS					4,474.27	4,474.27	0.00	0.00
657	TRAVEL-NON EMPLOYEE-HS-BAND					0.00	0.00	0.00	0.00
658	STUDENT INSURANCE-HS					25,000.00	0.00	0.00	25,000.00
659	STUDENT INSURANCE-MS					25,000.00	0.00	0.00	25,000.00
660	DUES-BAND-HS					0.00	0.00	0.00	0.00
661	DUES-CHOIR-HS					0.00	0.00	0.00	0.00
662	DUES-BAND-MS					170.00	170.00	0.00	0.00
663	DUES-MUSIC-ES					0.00	0.00	0.00	0.00
664	DUES-ATHLETICS-HS					0.00	0.00	0.00	0.00
665	STUDENT ACTIVITY-HS					705.00	705.00	0.00	0.00
666	STUDENT ACTIVITY-MS					75.00	75.00	0.00	0.00
667	FEES & DUES-DRAMA-HS					880.00	880.00	0.00	0.00
668	FEES & DUES-DRAMA-MS					0.00	0.00	0.00	0.00
669	FEES & DUES-BAND-HS					2,865.50	2,865.50	0.00	0.00
670	FEES & DUES-CHOIR-HS					361.00	361.00	0.00	0.00
671	FEES & DUES-BAND-MS					657.00	657.00	0.00	0.00
672	FEES & DUES-CHOIR-MS					0.00	0.00	0.00	0.00
673	FEES-MUSIC-ES					0.00	0.00	0.00	0.00
674	FEES & DUES-BUS DEPT-HS					388.00	388.00	0.00	0.00
675	FEES & DUES-VO AG					539.00	539.00	0.00	0.00
676	FEES & DUES-HOME ECO					764.00	764.00	0.00	0.00
677	FEES & DUES-DE					575.00	575.00	0.00	0.00
678	UIL FEES-HS					882.00	502.00	380.00	0.00
679	UIL FEES-MS					0.00	0.00	0.00	0.00
680	UIL FEES-PS					0.00	0.00	0.00	0.00
681	UIL FEES-ES					0.00	0.00	0.00	0.00
682	ACADEMIC AWARDS-HS					0.00	0.00	0.00	0.00
683	ACADEMIC AWARDS-MS					0.00	0.00	0.00	0.00
684	ACADEMIC AWARDS-ES					0.00	0.00	0.00	0.00
685	JUMP ROPE FEES-ES					0.00	0.00	0.00	0.00
686	CHEERLEADER FEES-HS					0.00	0.00	0.00	0.00
687	CHEERLEADER FEES-MS					0.00	0.00	0.00	0.00
688	DRUM MAJOR/FLAGS FEES-HS					0.00	0.00	0.00	0.00
689	DEBATE FEES-HS					0.00	0.00	0.00	0.00
690	DRAMA AWARDS/JACKETS-HS					210.00	210.00	0.00	0.00
691	BAND AWARD/JACKETS-HS					420.00	350.00	70.00	0.00
692	CHOIR AWARDS/JACKETS-HS					0.00	0.00	0.00	0.00
693	BAND AWARDS-MS					144.31	144.31	0.00	0.00
694	FEES & DUES-ATHLETICS-HS					17,343.00	17,343.00	0.00	0.00
695	FEES & DUES-ATHLETICS-MS					1,525.00	1,525.00	0.00	0.00
696	TROPHIES,MEDALS,RIBBONS-HS					2,359.80	2,054.80	305.00	0.00

	A	B	C	D	E	F	G	H	I
697	TROPHIES, MEDALS, RIBBONS-MS					573.60	573.60	0.00	0.00
698	ATHLETICS AWARDS/JACKETS-HS					2,730.00	1,610.00	1,120.00	0.00
699	TOTAL					138,225.00	68,209.60	2,664.49	67,350.91
700									
701	EQUIPMENT-HS-FOOTBALL					0.00	0.00	0.00	0.00
702	EQUIPMENT-ALL ATHLETICS					7,500.00	7,500.00	0.00	0.00
703	EQUIPMENT-VOLLEYBALL					0.00	0.00	0.00	0.00
704	EQUIPMENT-SOFTBALL-HS					0.00	0.00	0.00	0.00
705	TOTAL					7,500.00	7,500.00	0.00	0.00
706									
707	TOTAL COCURRICULAR/EXTRACURRICULAR					506,830.00	284,603.01	54,926.64	167,300.35
708									
709	<i>41-GENERAL ADMINISTRATION</i>								
710									
711	SALARIES					319,888.00	209,180.10	0.00	110,707.90
712	FIMM					3,854.00	2,951.08	0.00	902.92
713	HEALTH INSURANCE					3,609.00	3,900.07	0.00	(291.07)
714	WORKER'S COMPENSATION					1,510.00	0.00	0.00	1,510.00
715	TRS ON-BEHALF					0.00	0.00	0.00	0.00
716	UNEMPLOYMENT					453.00	280.59	0.00	172.41
717	TEACHER RETIREMENT/TRS CARE					2,709.00	19,390.64	0.00	(16,681.64)
718	PERSONAL DAYS					3,200.00	0.00	0.00	3,200.00
719	TOTAL					335,223.00	235,702.48	0.00	99,520.52
720									
721	ATTORNEY FEES					5,000.00	857.50	0.00	4,142.50
722	AUDIT EXP					18,000.00	17,975.00	0.00	25.00
723	CONT-SERVICE-FINGERPRINTING					0.00	0.00	0.00	0.00
724	REGION VII ESC					4,200.00	4,177.50	0.00	22.50
725	COPIER REPAIR/MAINT					1,250.00	750.00	0.00	500.00
726	LEASE-EQUIP					2,868.00	2,151.00	0.00	717.00
727	PRINTING-SUPERINTENDENT					0.00	0.00	0.00	0.00
728	POLICY REVIEW-SCHOOL BOARD					0.00	2,132.58	0.00	(2,132.58)
729	PRINTING-TAX OFFICE					1,600.00	1,600.00	0.00	0.00
730	PRINTING-ADM					1,650.00	1,878.50	0.00	(228.50)
731	CONT SERVICE-TASB PAY PLAN					10,000.00	0.00	10,000.00	0.00
732	TOTAL					44,568.00	31,522.08	10,000.00	3,045.92
733									
734	MAGAZINES					100.00	0.00	0.00	100.00
735	SUPPLIES-SUPERINTENDENT					671.00	853.98	50.00	(232.98)
736	SUPPLIES-SCHOOL BOARD					2,000.00	2,386.01	50.00	(436.01)
737	SUPPLIES-TAX OFFICE					2,500.00	2,373.35	50.00	76.65
738	SUPPLIES-ADMINISTRATION					2,912.00	1,671.19	0.00	1,240.81
739	SERVICE PINS					1,000.00	0.00	1,133.50	(133.50)
740	POSTAGE-TAX					1,250.00	0.00	0.00	1,250.00
741	POSTAGE-ADM					1,250.00	10.45	0.00	1,239.55
742	SUPPLIES-TECHNOLOGY**					0.00	0.00	0.00	0.00
743	TOTAL					11,683.00	7,294.98	1,283.50	3,104.52
744									
745	TRAVEL-SUPERINTENDENT					2,500.00	1,455.77	0.00	1,044.23

	A	B	C	D	E	F	G	H	I
746	TRAVEL-TAX					200.00	690.42	0.00	(490.42)
747	TRAVEL-BUS OFF					500.00	1,282.49	0.00	(782.49)
748	TRAVEL-SCHOOL BOARD					5,000.00	3,005.85	0.00	1,994.15
749	INSUR-SCHOOL BOARD					4,243.00	4,243.00	0.00	0.00
750	BONDING-TAX					250.00	250.00	0.00	0.00
751	BONDING-ADM					0.00	0.00	0.00	0.00
752	ELECTIONS					2,225.00	793.24	0.00	1,431.76
753	DUES-SUPERINTENDENT					500.00	0.00	0.00	500.00
754	DUES-SCHOOL BOARD					5,000.00	4,138.08	0.00	861.92
755	DUES-TAX COLLECTOR					250.00	135.00	0.00	115.00
756	DUES-SCHOOL WIDE					5,000.00	0.00	0.00	5,000.00
757	DUES-ADMIN OFFICE					500.00	100.00	0.00	400.00
758	MISC OPERATING-SUPERINTENDENT					750.00	0.00	0.00	750.00
759	MISC OPERATING-SCHOOL BOARD					2,500.00	822.05	0.00	1,677.95
760	MISC OPERATING-TAX OFFICE					500.00	0.00	0.00	500.00
761	MISC OPERATING-SCHOOL WIDE					4,000.00	0.00	0.00	4,000.00
762	MISC OPERATING-ADMIN					2,500.00	997.87	0.00	1,502.13
763	OTHER OPERATING COSTS-TAX REFUNDS					0.00	0.00	0.00	0.00
764	ADVER-TAX					500.00	0.00	0.00	500.00
765	ADVER-ADM					2,000.00	503.40	0.00	1,496.60
766	TECS FEES					0.00	0.00	0.00	0.00
767	TOTAL					38,918.00	18,417.17	0.00	20,500.83
768									
769	FURN/EQUIP-SUPERINTENDENT					329.00	1,205.94	179.00	(1,055.94)
770	FURN/EQUIP-SCHOOL BOARD					0.00	2,274.00	0.00	(2,274.00)
771	FURN/EQUIP-TECHNOLOGY**					338.00	338.00	0.00	0.00
772	TOTAL					667.00	3,817.94	179.00	(3,329.94)
773									
774	TOTAL GENERAL ADMINISTRATION					431,059.00	296,754.65	11,462.50	122,841.85
775									
776									
777									
778	SUBSTITUTES					10,000.00	248.00	0.00	9,752.00
779	SALARIES					429,168.00	293,960.46	0.00	135,207.54
780	FIMM					6,033.00	3,727.16	0.00	2,305.84
781	HEALTH INSURANCE					56,992.00	33,226.40	0.00	23,765.60
782	WORKER'S COMPENSATION					2,960.00	0.00	0.00	2,960.00
783	TRS ON-BEHALF					0.00	0.00	0.00	0.00
784	UNEMPLOYMENT					888.00	464.55	0.00	423.45
785	TEACHER RETIREMENT/TRS CARE					3,465.00	1,510.60	0.00	1,954.40
786	PERSONAL DAYS					2,400.00	0.00	0.00	2,400.00
787	TOTAL					511,906.00	333,137.17	0.00	178,768.83
788									
789	BUILDING APPRAISAL					0.00	0.00	0.00	0.00
790	PRINTING					0.00	0.00	0.00	0.00
791	CONTRACTED SERVICES-PHYSICALS/DRUG					1,000.00	0.00	0.00	1,000.00
792	CONTRACTED SERVICES-FACILITIES					0.00	0.00	0.00	0.00
793	CONTRACTED SERVICES-EXTERMINATING					8,000.00	5,853.60	2,000.00	146.40
794	CONTRACTED SERVICES-GARBAGE					12,000.00	6,839.00	0.00	5,161.00

	A	B	C	D	E	F	G	H	I
795	CONTRACTED SERVICES-ELECTRIC/HEAT					175,000.00	45,918.85	10,699.00	118,382.15
796	CONTRACTED SERVICES-GENERAL					25,000.00	10,506.68	2,125.00	12,368.32
797	CONTRACTED SERVICES-FOOTBALL/BASEBAL					20,000.00	4,405.00	1,500.00	14,095.00
798	CONTRACTED SERVICES-GYM FLOORS					8,000.00	0.00	0.00	8,000.00
799	CONTRACTED SERVICES-SOUND SYS					11,000.00	7,690.02	3,000.00	309.98
800	CONTRACTED SERVICES-ROAD REPAIR					5,000.00	0.00	0.00	5,000.00
801	CONTRACTED SERVICES-FIRE EXT					5,000.00	778.50	300.00	3,921.50
802	CONTRACTED SERVICES-PLUMBING					10,000.00	3,789.33	5,000.00	1,210.67
803	CONTRACTED SERVICES-DST WIDE					43,500.00	0.00	0.00	43,500.00
804	CONTRACTED SERVICES-ROOFING					5,000.00	0.00	0.00	5,000.00
805	CONTRACTED SERVICES-TECHNOLOGY**					0.00	0.00	0.00	0.00
806	PHONE-HS					3,000.00	269.84	0.00	2,730.16
807	PHONE-MS					1,500.00	101.19	0.00	1,398.81
808	PHONE-PS					1,000.00	101.19	0.00	898.81
809	PHONE-ES					1,000.00	101.19	0.00	898.81
810	PHONE-ADM					1,500.00	134.92	0.00	1,365.08
811	PHONE-CAFETERIA					100.00	67.34	0.00	32.66
812	PHONE-BUS/MAINTENANCE					2,800.00	927.06	0.00	1,872.94
813	PHONE-HS MEREDITH STADIUM					2,000.00	1,089.27	0.00	910.73
814	WATER					45,000.00	21,311.01	0.00	23,688.99
815	ELECTRICITY					262,500.00	138,823.50	0.00	123,676.50
816	GAS					45,000.00	19,336.54	0.00	25,663.46
817	CABLE INTERNET					4,000.00	2,028.31	0.00	1,971.69
818	TOTAL					697,900.00	270,072.34	24,624.00	403,203.66
819									
820	VEHICLE SUPPLIES					0.00	0.00	0.00	0.00
821	CUSTODIAL SUPPLIES					60,000.00	41,546.59	13,000.00	5,453.41
822	MAINT/GROUNDS SUPPLIES					50,000.00	28,887.40	7,750.00	13,362.60
823	SUPPLIES-TECHNOLOGY**					0.00	0.00	0.00	0.00
824	TOTAL					110,000.00	70,433.99	20,750.00	18,816.01
825									
826	TRAVEL-MAIT					0.00	0.00	0.00	0.00
827	PROPERTY INSUR					54,479.00	54,486.28	0.00	(7.28)
828	FEES-MAINT DEPT					500.00	0.00	0.00	500.00
829	TOTAL					54,979.00	54,486.28	0.00	492.72
830									
831	CAPITAL OUTLAY					0.00	899.98	2,506.00	(3,405.98)
832									
833	TOTAL PLANT MAINTENANCE					1,374,785.00	729,029.76	47,880.00	597,875.24
834									
835	<i>52-SECURITY & MONITORING SERVICES</i>								
836									
837	CONT SERV-SECURITY-HS					3,000.00	2,175.00	0.00	825.00
838	CONT SERV-SECURITY-MS					500.00	0.00	0.00	500.00
839	CONT SERV-HS					675.00	176.00	0.00	499.00
840	CONT SERV-MS					675.00	176.00	0.00	499.00
841	CONT SERV-PS					675.00	176.00	0.00	499.00
842	CONT SERV-ES					675.00	176.00	0.00	499.00
843	TOTAL					6,200.00	2,879.00	0.00	3,321.00

	A	B	C	D	E	F	G	H	I
844									
845	SUPPLIES-HS					1,000.00	130.00	0.00	870.00
846	SUPPLIES-MS					1,000.00	130.00	0.00	870.00
847	SUPPLIES-PS					1,000.00	130.00	0.00	870.00
848	SUPPLIES-ES					1,000.00	130.00	0.00	870.00
849	TOTAL					4,000.00	520.00	0.00	3,480.00
850									
851	EQUIP-HS					0.00	1,972.40	0.00	(1,972.40)
852	EQUIP-MS					0.00	0.00	0.00	0.00
853	EQUIP-PS					0.00	0.00	0.00	0.00
854	EQUIP-ES					0.00	0.00	0.00	0.00
855	TOTAL					0.00	1,972.40	0.00	(1,972.40)
856									
857	TOTAL SECURITY & MONITORING					10,200.00	5,371.40	0.00	4,828.60
858									
859									
860									
861	SALARY/STIPEND					8,032.00	5,333.20	0.00	2,698.80
862	FIMM					116.00	74.56	0.00	41.44
863	HEALTH INSURANCE					440.00	293.04	0.00	146.96
864	WORKER'S COMPENSATION					50.00	0.00	0.00	50.00
865	TRS ON-BEHALF					0.00	0.00	0.00	0.00
866	UNEMPLOYMENT					15.00	8.36	0.00	6.64
867	TEACHER RETIREMENT/TRS CARE					124.00	81.89	0.00	42.11
868	PERSONAL DAYS					0.00	0.00	0.00	0.00
869	TOTAL					8,777.00	5,791.05	0.00	2,985.95
870									
871	CONTRACTED SERVICES-DISTRICT					20,000.00	0.00	3,525.00	16,475.00
872	CONT SERVICE-FINGERPRINTING					0.00	0.00	0.00	0.00
873	HARDWARE & SOFTWARE MAINT-HS					7,250.00	6,087.88	0.00	1,162.12
874	HARDWARE & SOFTWARE MAINT-MS					7,250.00	6,087.89	0.00	1,162.11
875	HARDWARE & SOFTWARE MAINT-PS					7,250.00	6,087.88	0.00	1,162.12
876	HARDWARE & SOFTWARE MAINT-ES					7,250.00	6,087.90	0.00	1,162.10
877	HARDWARE & SODTWARE MAINT-TAX					5,000.00	0.00	0.00	5,000.00
878	HARDWARE & SOFTWARE MAINT-ADM					14,000.00	13,029.00	0.00	971.00
879	TOTAL					68,000.00	37,380.55	3,525.00	27,094.45
880									
881	COMPUTER SUPPLIES-HS					500.00	1,399.49	0.00	(899.49)
882	COMPUTER SUPPLIES-MS					500.00	1,399.50	0.00	(899.50)
883	COMPUTER SUPPLIES-PS					500.00	1,399.49	0.00	(899.49)
884	COMPUTER SUPPLIES-ES					500.00	1,399.49	0.00	(899.49)
885	COMPUTER SUPPLIES-ADM					500.00	250.00	0.00	250.00
886	TOTAL					2,500.00	5,847.97	0.00	(3,347.97)
887									
888	TRAVEL					300.00	257.00	0.00	43.00
889	FEES/DUES					0.00	0.00	0.00	0.00
890	TOTAL					300.00	257.00	0.00	43.00
891									
892	COMPUTERS-HS					0.00	2,931.22	0.00	(2,931.22)

	A	B	C	D	E	F	G	H	I
942	TOTAL FACILITIES & CONSTRUCTION					1,013,332.66	373,386.75	37,246.00	602,699.91
943									
944	<i>93-PAYMENTS TO MEMBER DISTRICTS/FISCAL AGENTS</i>								
945									
946	SSA-SUPERNET II					9,471.00	5,465.23	0.00	4,005.77
947	SSA-SPECIAL EDUCATION					366,911.00	326,143.04	0.00	40,767.96
948	SSA-RUS-DLT GRANT					0.00	0.00	0.00	0.00
949									
950	TOTAL PAYMENTS TO MEMBER DISTRICTS					376,382.00	331,608.27	0.00	44,773.73
951									
952	<i>99-OTHER INTERGOVERNMENTAL CHARGES</i>								
953									
954	APPRAISAL DISTRICT					120,821.00	64,747.50	0.00	56,073.50
955									
956	TOTAL OTHER INTERGOVERNMENTAL					120,821.00	64,747.50	0.00	56,073.50
957									
958									
959	TOTAL OPERATING BUDGET					13,786,285.66	7,424,385.19	1,700,775.12	4,661,125.35
960									
961									
962	DEBT SERVICE FUND								
963	599								
964									
965	BONDS					0.00	0.00	0.00	0.00
966	INTEREST					0.00	0.00	0.00	0.00
967	FEES					0.00	0.00	0.00	0.00
968						0.00	0.00	0.00	0.00
969	TOTAL								
970	TOTAL DEBT SERVICE					0.00	0.00	0.00	0.00
971									
972									
973	TOTAL OPERATING FUND								
974	AND DEBT SERVICE					13,786,285.66	7,424,385.19	1,700,775.12	4,661,125.35
975									
976									
977	***TECHNOLOGY EXPENSES TO BE								
978	FUNDED					417,338.00	63,545.06	261,914.36	91,878.58
979									
980									
981	<u>REFERENCE GUIDE</u>								
982									
983	HS				ST COMP	STATE COMPENSATORY			
984	MS	HIGH SCHOOL			ESL	ENGLISH/SPANISH LANGUAGE			
985	PS	MIDDLE SCHOOL			VOC	VOCATIONAL EDUCATION			
986	ES	PRIMARY SCHOOL			G/T	GIFTED/TALENTED EDUCATION			
987	ADM	ELEMENTARY SCHOOL			SP ED	SPECIAL EDUCATION			
988	ADMINISTRATION								
989									
990	MINEOLA INDEPENDENT SCHOOL DISTRICT								
991									

	A	B	C	D	E	F	G	H	I
1041	TOTAL DEBT SERVICE REVENUE					0.00	0.00		0.00
1042									
1043	TOTAL OPERATING AND DEBT								
1044	SERVICE REVENUE					12,871,771.00	10,211,746.62	0.00	2,660,024.38
1045									

MISD District Improvement Fund	84,678.90	
Head Start	444.50	
District Lost Book Account	17,813.18	
TOTAL		102,936.58
Mineola Primary School		
Advisory Council	11,626.12	
Yearbooks	4,299.92	
Box Tops	6,637.01	
Flower Fund	761.02	
Library Fund	2,382.36	
T-Shirts	2,689.57	
Teacher Gifts	9,131.68	
Title I Book Acct	305.00	
School Vending	2,493.68	
Benevolent Fund	11,919.91	
Lounge Vending	264.05	
TOTAL		52,510.32
Mineola Elementary School		
Teacher Gifts	3,985.55	
School Annual	1,705.04	
Benevolent Fund	1,729.69	
Advisory Council	3,884.42	
Flower Fund	258.39	
Library Fund	5,910.91	
Lounge Vending	532.37	
Jump Rope	1,472.23	
School Vending	11,026.92	
P. E./Summer Fun Camp	0.00	
Kiwanis Kids	33.69	
TOTAL		30,539.21
Mineola Middle School		
AVID	462.40	
Band Fund	1,320.96	
Athletics	155.01	
Volleyball	287.00	
Flower Fund	192.49	
Jacket Jazz	176.67	
Advisory Council	1,523.17	
Choir	151.44	
MS Cheerleaders	5,426.91	
MS Yearbook	3,630.65	
Crime Stoppers	485.00	
Junior Honor Society	413.49	
Communities in Schools	775.98	
Athletic Boosters	614.90	
Library Fund	1,050.52	
Lounge Vending	580.96	
FCA-MS	2,910.49	
Builder's Club	1,136.20	
School Vending	4,732.11	
Benevolent Fund	8,314.04	
Science Club	1,456.80	
Student Council	484.00	
TOTAL		36,281.19

Mineola High School

Art	1,134.98	
Auto Mechanics	1,636.14	
Anchor Club	439.15	
Crime Stoppers	224.62	
Annual Staff	9,907.61	
Athletic Vending	11,239.88	
Athletic Equipment Donations	1,357.28	
Band Fund	66.61	
Business Club	409.82	
Band Trip Fund	2,860.51	
D. E. C. A.	606.26	
Fellowship of Christian Athletes	2,953.14	
Future Farmers of America	5,303.98	
Future Homemakers of America	99.39	
Class of 2016	1,007.00	
Benevolent Fund	2,716.89	
Testing/Tuition	3,182.95	
Lounge Vending	1,114.71	
Student Technoloty Assoc	69.87	
Choir	26.00	
Class of 2014	11,825.86	
Key Club	1,340.66	
Library Fund	741.14	
CIS-Go Center	499.57	
Junior Historians	786.71	
National Honor Society	120.78	
Nature Trail	1,047.10	
PAL'S	159.43	
Project Graduation	1,539.51	
H. S. Players/Drama	4,125.72	
Flower Fund	1,251.05	
Student Council	371.99	
Scholarship Fund	13,063.00	
Class of 2015	1,525.00	
Spanish Club	252.58	
Class of 2013	9,861.47	
Slot Car Racing	7,190.16	
Varsity Cheerleaders	2,388.07	
AVID	737.17	
School Vending	5,716.78	
TOTAL		110,900.54

WOOD COUNTY SPECIAL EDUCATION SSA


Activity Fund	935.40	
TOTAL		935.40

**TEXPOOL
PORTFOLIO SUMMARY
ACTIVITY FOR MONTH ENDING
April 30, 2013**

LOCAL MAINTENANCE

<i>Investments</i>	<i>Cost</i>	<i>Market</i>	<i>Ratio</i>	<i>Interest Rate</i>
Beginning of period	27,217.44	27,217.44	100.00%	0.10%
Deposits	0.00			
Withdrawals	0.00			
Interest accrued	2.27			
End of Period	27,219.71	27,219.71	100.00%	0.10%

This report is in compliance with the investment strategies as approved by the Public Funds Investment Act



Investment Officer

**TEXPOOL
PORTFOLIO SUMMARY
ACTIVITY FOR MONTH ENDING
April 30, 2013**

FOOD SERVICE

<i>Investments</i>	<i>Cost</i>	<i>Market</i>	<i>Ratio</i>	<i>Interest Rate</i>
Beginning of period	37,529.67	37,529.67	100.00%	0.10%
Deposits	20,000.00			
Withdrawals	0.00			
Interest accrued	3.27			
End of Period	57,532.94	57,532.94	100.00%	0.10%

This report is in compliance with the investment strategies as approved by the Public Funds Investment Act



Investment Officer

**TEXPOOL
PORTFOLIO SUMMARY
ACTIVITY FOR MONTH ENDING
April 30, 2013**

INTEREST & SINKING

<i>Investments</i>	<i>Cost</i>	<i>Market</i>	<i>Ratio</i>	<i>Interest Rate</i>
Beginning of period	107,069.70	107,069.70	100.00%	0.10%
Deposits	0.00			
Withdrawals	0.00			
Interest accrued	9.02			
End of Period	107,078.72	107,078.72	100.00%	0.10%

This report is in compliance with the investment strategies as approved by the Public Funds Investment Act



Investment Officer

**TEXPOOL
PORTFOLIO SUMMARY
ACTIVITY FOR MONTH ENDING
April 30, 2013**

WORKERS COMPENSATION

<i>Investments</i>	<i>Cost</i>	<i>Market</i>	<i>Ratio</i>	<i>Interest Rate</i>
Beginning of period	480,547.87	480,547.87	100.00%	0.10%
Deposits	320.00			
Withdrawals	1,454.00			
Interest accrued	40.33			
End of Period	479,454.20	479,454.20	100.00%	0.10%

This report is in compliance with the investment strategies as approved by the Public Funds Investment Act


Investment Officer

**TEXPOOL
PORTFOLIO SUMMARY
ACTIVITY FOR MONTH ENDING
April 30, 2013**

DAN PEACOCK TRUST

<i>Investments</i>	<i>Cost</i>	<i>Market</i>	<i>Ratio</i>	<i>Interest Rate</i>
Beginning of period	16,085.76	16,085.76	100.00%	0.10%
Deposits	0.00			
Withdrawals	0.00			
Interest accrued	1.39			
End of Period	16,087.15	16,087.15	100.00%	0.10%

This report is in compliance with the investment strategies as approved by the Public Funds Investment Act


Investment Officer

**TEXPOOL
PORTFOLIO SUMMARY
ACTIVITY FOR MONTH ENDING
April 30, 2013**

G. W. ENGLISH TRUST

<i>Investments</i>	<i>Cost</i>	<i>Market</i>	<i>Ratio</i>	<i>Interest Rate</i>
Beginning of period	235,833.44	235,833.44	100.00%	0.10%
Deposits	0.00			
Withdrawals	0.00			
Interest accrued	19.80			
End of Period	235,853.24	235,853.24	100.00%	0.10%

This report is in compliance with the investment strategies as approved by the Public Funds Investment Act



Investment Officer

**MINEOLA COMMUNITY BANK
PORTFOLIO SUMMARY
ACTIVITY FOR MONTH ENDING
April 30, 2013**

JUDGE TRUST

<i>Investments</i>	<i>Cost</i>	<i>Market</i>	<i>Ratio</i>	<i>Interest Rate</i>
Beginning of period				
CD	18,000.00	18,000.00	100.00%	0.60%
CD	24,329.52	24,329.52	100.00%	0.60%
CD	26,814.59	26,814.59	100.00%	0.75%
SAVINGS ACCT	4,244.87	4,244.87	100.00%	0.25%
Deposits	190.13			
Withdrawals	0.00			
Quarterly Interest	0.00			
End of Period				
CD	18,000.00	18,000.00	100.00%	0.60%
CD	24,329.52	24,329.52	100.00%	0.60%
CD	26,814.59	26,814.59	100.00%	0.75%
SAVINGS ACCT	4,435.00	4,435.00	100.00%	0.25%

This report is in compliance with the investment strategies as approved by the Public Funds Investment Act




 Investment Officer

**PORTFOLIO SUMMARY
ACTIVITY FOR MONTH ENDING
April 30, 2013**

CERTIFICATE OF DEPOSIT/SAVINGS

<i>Investments</i>	<i>Cost</i>	<i>Market</i>	<i>Ratio</i>	<i>Interest Rate</i>
Beginning of period	10,895,868.31	10,895,868.31	100.00%	
Deposits	3,212.54			
Withdrawals	410,000.00			
End of period	10,489,080.85	10,489,080.85		
Interest Accrued	3,264.52			
End of Period				
Bank Texas				
CD # 8025567	262,287.79	262,287.79	100.00%	0.60%
Bank Texas				
CD # 8025872	1,047,579.41	1,047,579.41	100.00%	0.60%
First National Bank-Gilmer in Mineola				
CD # 1005229	238,525.30	238,525.30	100.00%	0.60%
Mineola Community				
CD # 01-00542339-9	158,034.00	158,034.00	100.00%	0.75%
Capital One				
Savings #3830656862	8,580,847.88	8,580,847.88	100.00%	0.40%
City National Bank				
CD #10305497	201,806.42	201,806.42	100.00%	0.60%

This report is in compliance with the investment strategies as approved by the Public Funds Investment Act



 Investment Officer

WOOD COUNTY SPECIAL EDUCATION SSA

Executive Financial Summary

April 30, 2013

General Bank Accounts

Wood County Special Education SSA

Fund 313-IDEA Part B	(85,738.90)	
Fund 314-IDEA Part B-Preschool	(5,035.07)	
Fund 315-IDEA Part B Discretionary	0.00	
Fund 364-IDEA Part B-ARRA	0.00	
Fund 365-IDEA Part B-Preschool-ARRA	0.00	
Fund 434-State Supplemental Visually Impaired	0.00	
Fund 437-Shared Services Arrangements-SE	73,894.46	
Texpool	15,385.43	
Money Market	790,294.61	
TOTAL		788,800.53

\$

ACTIVITY FUND MANAGEMENT

Wood County Special Education SSA


WC Activity Account	935.40	
TOTAL		935.40

**TEXPOOL
PORTFOLIO SUMMARY
ACTIVITY FOR MONTH ENDING
April 30, 2013**

WOOD COUNTY SPECIAL EDUCATION SHARED SERVICES ARRANGEMENT

<i>Investments</i>	<i>Cost</i>	<i>Market</i>	<i>Ratio</i>	<i>Interest Rate</i>
Beginning of period	15,384.11	15,384.11	100.00%	0.10%
Deposits	0.00			
Withdrawals	0.00			
Interest accrued	1.32			
End of Period	15,385.43	15,385.43	100.00%	0.10%

This report is in compliance with the investment strategies as approved by the Public Funds Investment Act



Investment Officer

**TEXPOOL
PORTFOLIO SUMMARY
ACTIVITY FOR MONTH ENDING
April 30, 2013**

**WOOD COUNTY SPECIAL EDUCATION SHARED SERVICES ARRANGEMENT
WORKER'S COMPENSATION**

<i>Investments</i>	<i>Cost</i>	<i>Market</i>	<i>Ratio</i>	<i>Interest Rate</i>
Beginning of period	18,566.08	18,566.08	100.00%	0.10%
Deposits	0.00			
Withdrawals	752.04			
Interest accrued	1.54			
End of Period	17,815.58	17,815.58	100.00%	0.10%

This report is in compliance with the investment strategies as approved by the Public Funds Investment Act



Investment Officer

**CAPITAL ONE BANK
PORTFOLIO SUMMARY
ACTIVITY FOR MONTH ENDING
April 30, 2013**

WOOD COUNTY SPECIAL EDUCATION SHARED SERVICES ARRANGEMENT

<i>Investments</i>	<i>Cost</i>	<i>Market</i>	<i>Ratio</i>	<i>Interest Rate</i>
Beginning of period	705,104.21	705,104.21	100.00%	0.30%
Deposits	100,000.00			
Withdrawals	15,000.00			
Interest accrued	190.40			
End of Period	790,294.61	79,094.61	100.00%	0.30%

This report is in compliance with the investment strategies as approved by the Public Funds Investment Act


Investment Officer

BANK: 01 LOCAL MAINTENANCE

CHECK TYPE	CHECK NUMBER	CHECK DATE	CHECK AMOUNT	REMITTED TO
OFFC	60831	4-01-2013	38.18	1475 JOHN DEERE FINANCIAL - MAINTENANCE
OFFC	60832	4-12-2013	50.00	5482 TANGLEWOOD GOLF RESORT - GOLF
OFFC	60833	4-12-2013	521.40	6941 HOLIDAY INN EXPRESS - GOLF
OFFC	60834	4-12-2013	200.00	7650 JOHN TALLEY - GOLF MEALS
SYST	60835	4-15-2013	120.00	7856 A PHOTO IDENTIFICATION - Student ID supplied
SYST	60836	4-15-2013	176.59	6085 ACE HARDWARE - MAINTENANCE
SYST	60837	4-15-2013	977.00	5370 ALLIED WASTE SERVICES - TRASH PICK-UP
SYST	60838	4-15-2013	85.90	7015 AMERICAN TIME AND SIGNAL CO - PS PE
SYST	60839	4-15-2013	171.94	3549 AT&T - PHONE LINES
SYST	60840	4-15-2013	10.49	3533 AT&T LONG DISTANCE - LONG DISTANCE
SYST	60841	4-15-2013	678.97	5517 BARNES & NOBLE BOOKSELLERS, INC. - HS LIBRARY
SYST	60842	4-15-2013	588.00	4119 BIG SANDY BOOSTER CLUB - ATHLETIC MEAL
SYST	60843	4-15-2013	316.60	9258 BILL WOOD - GAME OFFICIAL
SYST	60844	4-15-2013	61.65	8960 BRIAN CHINN - GAME OFFICIAL
SYST	60845	4-15-2013	86.65	8164 BRIAN PULLUM - REIMBURSE
SYST	60846	4-15-2013	393.27	1033 CADE'S BUILDING MATERIALS, INC. - MAINTENANCE, Vo AG
SYST	60847	4-15-2013	910.00	8884 CANTON BAND BOOSTERS - ATHLETIC MEAL
SYST	60848	4-15-2013	2,228.21	571 CENTERPOINT ENERGY RESOURCES CORP. GAS
SYST	60849	4-15-2013	45.00	9536 CHICKEN EXPRESS - ATHLETIC MEAL
SYST	60850	4-15-2013	196.58	5938 CLASSROOMDIRECT - 3RG
SYST	60851	4-15-2013	27,796.94	4447 COMPUTERLAND NETWORK TECHNOLOGIES - Anti-Virus-3yr, Computer
SYST	60852	4-15-2013	72.42	954 DAIRY QUEEN - ATHLETIC MEAL
SYST	60853	4-15-2013	71.14	2118 DAIRY QUEEN - ATHLETIC MEAL
SYST	60854	4-15-2013	1,646.20	1139 DEMCO, INC. - HS LIBRARY
SYST	60855	4-15-2013	6,879.13	8444 DUKO OIL CO, INC - TRANSPORTATION
SYST	60856	4-15-2013	92.73	2474 DWIGHT THOMAS - GAME OFFICIAL
SYST	60857	4-15-2013	40.00	563 EAST TEXAS ALARM, INC. - MAINTENANCE
SYST	60858	4-15-2013	19.40	908 EAST TEXAS SPORTS CENTER - BASKETBALL
SYST	60859	4-15-2013	208.65	8834 ECONO LODGE - Vo AG
SYST	60860	4-15-2013	299.99	2170 FLATT STATIONERS, INC. - Ed OFFICE
SYST	60861	4-15-2013	1,234.70	5291 FOLLETT - HS LIBRARY
SYST	60862	4-15-2013	249.31	7703 G&K SERVICES - MAINTENANCE, TRANSPORTATION, Custodial
SYST	60863	4-15-2013	100.00	920 GLEN DOSSETT - Vo AG meal
SYST	60864	4-15-2013	354.13	7809 GRADUATE SALES LIMITED - GRADUATION
SYST	60865	4-15-2013	731.30	4548 GRAINGER - MAINTENANCE
SYST	60866	4-15-2013	420.00	2059 GRAND SALINE ISD - ATHLETIC MEALS
SYST	60867	4-15-2013	95.00	5402 HARDY & ATHERTON, PC - School ATTY
SYST	60868	4-15-2013	673.24	1122 HART INTERCIVIC, INC - School Board Election
SYST	60869	4-15-2013	4,045.00	9469 HILL PRINTING SOLUTIONS - Ed WORKBOOKS
SYST	60870	4-15-2013	145.65	3523 HOLIDAY INN - PECORINO
SYST	60871	4-15-2013	2,628.40	4267 HOMETOWN TROPHY & AWARD, INC. - TRACK
SYST	60872	4-15-2013	219.00	9520 INSTITUTE FOR EDUCATIONAL DEVELOPMN - PECORINO
SYST	60873	4-15-2013	133.65	7142 JEAN BLOCKER - GAME WORKER
SYST	60874	4-15-2013	113.82	9537 JEFF JENKINS - GAME OFFICIAL
SYST	60875	4-15-2013	82.18	8706 JOE TEMPLE - GAME OFFICIAL
SYST	60876	4-15-2013	340.99	1475 JOHN DEERE FINANCIAL - MAINTENANCE
SYST	60877	4-15-2013	92.73	9260 KEITH ELLIS - GAME OFFICIAL
SYST	60878	4-15-2013	89.00	8877 KELLY TALLANT - GAME OFFICIAL

BANK: 01 LOCAL MAINTENANCE

TYPE	CHECK NUMBER	CHECK DATE	CHECK AMOUNT	REMITTED TO
SYST	60879	4-15-2013	797.81	1526 LAKESHORE LEARNING MATERIALS - 5 th G, ES Sp Ed
SYST	60880	4-15-2013	125.00	8373 LARRY BALLOWE - MAINTENANCE
SYST	60881	4-15-2013	153.84	2686 LOWE'S - MAINTENANCE
SYST	60882	4-15-2013	26.25	9454 MELINDA ADAMS - GAME WORKER
SYST	60883	4-15-2013	11,063.12	7405 MENTORING MINDS - ES WORKBOOKS
SYST	60884	4-15-2013	276.00	8922 MINEOLA ATHLETIC BOOSTER CLUB - ATHLETIC MEALS
SYST	60885	4-15-2013	169.62	1457 MINEOLA AUTO SUPPLY - Auto MECHANICS
SYST	60886	4-15-2013	1,245.45	8076 MINEOLA ISD TAX COLLECTOR - Auto TAX PAYMENTS
SYST	60887	4-15-2013	4,988.47	1815 MINEOLA SUPPLY COMPANY, INC. - CUSTODIAL
SYST	60888	4-15-2013	144.31	2318 MUSIC IN MOTION - MS BAND
SYST	60889	4-15-2013	135.00	5407 NANCY ARMSTRONG - GAME WORKER
SYST	60890	4-15-2013	39.44	6968 NATIONAL SCHOOL PRODUCTS - ES Sp Ed
SYST	60891	4-15-2013	255.09	8110 O'REILLY AUTO PARTS - TRANSPORTATION
SYST	60892	4-15-2013	116.96	683 PENDER'S MUSIC COMPANY - MS BAND
SYST	60893	4-15-2013	328.35	4219 PERFECTION LEARNING CORPORATION - HS ENGLISH
SYST	60894	4-15-2013	460.30	685 PRICE INTERNATIONAL, INC - TRANSPORTATION
SYST	60895	4-15-2013	450.00	5629 QUITMAN HIGH SCHOOL - Golf
SYST	60896	4-15-2013	36.00	9534 RAY RAY'S PIZZA - Athletic meals
SYST	60897	4-15-2013	153.00	7576 REALITY WORKS - Home ETC
SYST	60898	4-15-2013	194.31	7548 REALLY GOOD STUFF, INC - 1 st , 2 nd G
SYST	60899	4-15-2013	560.00	6473 REGION IV EDUCATION SERVICE CENTER - Lomanto, Sales, Pitarci, Pollard
SYST	60900	4-15-2013	100.00	1365 REGION VII EDUCATION SERVICE CENTER - BJORR
SYST	60901	4-15-2013	107.75	8556 RICK ROGERS - GAME OFFICIAL
SYST	60902	4-15-2013	2,280.25	4598 RIDELL ALL-AMERICAN - Helment RE-certification
SYST	60903	4-15-2013	137.72	8587 ROBERT MORTON - GAME OFFICIAL
SYST	60904	4-15-2013	95.50	7689 RON GREER - GAME OFFICIAL
SYST	60905	4-15-2013	945.69	8442 RUSH BUS CENTERS - TRANSPORTATION
SYST	60906	4-15-2013	83,765.75	9526 S & S ROOFING INC - PS/MS ROOF #1
SYST	60907	4-15-2013	76.08	5356 SAM'S CLUB DIRECT - MS COUNSELOR
SYST	60908	4-15-2013	297.21	6913 SAMUEL FRENCH INCORPORATED - DRAMA
SYST	60909	4-15-2013	296.25	5569 SCANTRON CORPORATION - MS COUNSELOR
SYST	60910	4-15-2013	107.88	8829 SCHOLASTIC TESTING SERVICE, INC - PS COUNSELOR
SYST	60911	4-15-2013	1,697.77	724 SCHOOL SPECIALTY, INC. - ESL, ES Sp Ed, 1 st G, PS OFFICE, 2 nd G, MS AR
SYST	60912	4-15-2013	69.79	9535 SONIC DRIVE-INN - Athletic meal
SYST	60913	4-15-2013	622.22	8475 SOUTHERN TIRE MART, LLC - TRANSPORTATION
SYST	60914	4-15-2013	302.00	6577 STORI WILLINGHAM - Reimburse
SYST	60915	4-15-2013	1,200.64	2013 STORY-WRIGHT INC. - ADM, MS OFFICE, ES Sp Ed, 5 th G
SYST	60916	4-15-2013	41.88	6883 SUBWAY - Athletic meal
SYST	60917	4-15-2013	67.58	9209 SUBWAY - Athletic meal
SYST	60918	4-15-2013	1,995.81	7168 SUDDENLINK COMMUNICATIONS - MILD, SUPERNET II
SYST	60919	4-15-2013	48.48	763 TASB, INC - local update
SYST	60920	4-15-2013	163.00	5035 TATUM MUSIC CO, INC - MS BAND
SYST	60921	4-15-2013	787.00	7110 TEP SA - SAUER, ALLEN
SYST	60922	4-15-2013	25.00	774 TEXAS DEPT OF PUBLIC SAFETY - CRIMINAL history - FEB
SYST	60923	4-15-2013	1,860.00	9211 THE FIRE ANT MAN - MAINTENANCE
SYST	60924	4-15-2013	224.05	7945 THE WOODWIND & BRASSWIND - MS BAND
SYST	60925	4-15-2013	89.00	4557 TIM BANKS - GAME OFFICIAL
SYST	60926	4-15-2013	899.98	7149 TRACTOR SUPPLY CREDIT PLAN - MAINTENANCE

BANK: 01 LOCAL MAINTENANCE

TYPE	CHECK NUMBER	CHECK DATE	CHECK AMOUNT	REMITTED TO
SYST	60927	4-15-2013	60.00	9304 TRAVIS JACKSON-REIMBURSE
SYST	60928	4-15-2013	150.00	7465 TREASURE REWARDS-2 nd G, 1 st G
SYST	60929	4-15-2013	399.00	8607 TUMBLEWEED PRESS, INC - PSL ED SOFTWARE
SYST	60930	4-15-2013	135.00	6386 UIL MUSIC REGION 4- HS BAND
SYST	60931	4-15-2013	247.50	800 UNIVERSITY INTERSCHOLASTIC LEAGUE- HS BAND/CHEER
SYST	60932	4-15-2013	1,800.00	6290 VICTORY SOUND COMMUNICATIONS, INC.- FIRE ALARM INSPECTION
SYST	60933	4-15-2013	292.00	807 VISUAL TECHNIQUES, INC.- PSL COMPUTER LAB
SYST	60934	4-15-2013	1,070.70	822 WAL-MART STORES TEXAS, LLC- PSL COUNSELOR, HS EXT DAY, TRACK, GOLF,
SYST	60935	4-15-2013	47,322.29	837 WOOD COUNTY SPECIAL EDUCATION SSA- MONTHLY SPEECH COORDINATOR
OFFC	60936	4-25-2013	420.00	8168 JOE DRENNON- TRACK BALL
OFFC	60937	4-25-2013	1,650.00	8498 PATTERSON'S COMPLETE TREE SERVICE- MAINTENANCE
SYST	60938	4-30-2013	61.15	3815 ADVENTURES IN LEARNING- 5 th G
SYST	60939	4-30-2013	17,452.37	745 AEP SOUTHWESTERN ELECTRIC POWER- ELECTRIC
SYST	60940	4-30-2013	2,999.80	1130 APPLE, INC.- HS GRAPHIC ARTS
SYST	60941	4-30-2013	6,770.00	8429 AVID CENTER- HS AVID PROGRAM
SYST	60942	4-30-2013	300.00	5517 BARNES & NOBLE BOOKSELLERS, INC.- HS LIBRARY
SYST	60943	4-30-2013	61.65	8960 BRIAN CHINN- GAME OFFICIAL
SYST	60944	4-30-2013	272.00	3149 BUDGET BUSINESS SYSTEMS- MS OFFICE
SYST	60945	4-30-2013	93.84	9521 CHAD RICHEY- GAME OFFICIAL
SYST	60946	4-30-2013	379.39	1329 CHEVRON- VO AG, GOLF, JUMP ROPE
SYST	60947	4-30-2013	2,637.61	549 CITY OF MINEOLA- WATER
SYST	60948	4-30-2013	685.38	5938 CLASSROOMDIRECT- 4 th G, 3 rd G
SYST	60949	4-30-2013	17,914.17	4447 COMPUTERLAND NETWORK TECHNOLOGIES- NEW SERVERS
SYST	60950	4-30-2013	35.00	2118 DAIRY QUEEN- ATHLETIC MEALS
SYST	60951	4-30-2013	75.00	8781 DAVID SMITH- GAME WORKER
SYST	60952	4-30-2013	1,464.91	1139 DEMCO, INC.- MS LIBRARY
SYST	60953	4-30-2013	382.42	1055 DOROTHY CULVER- REIMBURSE
SYST	60954	4-30-2013	96.06	2474 DWIGHT THOMAS- GAME OFFICIAL
SYST	60955	4-30-2013	1,972.40	563 EAST TEXAS ALARM, INC.- CAMERA/DVR- AEP
SYST	60956	4-30-2013	1,873.85	908 EAST TEXAS SPORTS CENTER- TRACK
SYST	60957	4-30-2013	352.90	9267 ECONO LODGE- VO AG
SYST	60958	4-30-2013	47,645.13	6245 EDMENTUM, INC.- SOFTWARE ALL SCHOOLS
SYST	60959	4-30-2013	150.00	9529 FASTSPRING- MAINTENANCE
SYST	60960	4-30-2013	112.05	920 GLEN DOSSETT- REIMBURSE
SYST	60961	4-30-2013	1,380.04	7809 GRADUATE SALES LIMITED- GRADUATION
SYST	60962	4-30-2013	1,030.00	6327 HERRINGTON HEAT & AC- MAINTENANCE
SYST	60963	4-30-2013	5,512.24	7427 HEWLETT-PACKARD COMPANY- GRAPHIC ARTS
SYST	60964	4-30-2013	2,484.00	9547 HOLIDAYS' N TRAVEL- HOME ECO- NATIONALS
SYST	60965	4-30-2013	12,000.00	7614 IMAGINE LEARNING- PSL ED
SYST	60966	4-30-2013	50.00	8901 JASON GOODSON- GAME WORKER
SYST	60967	4-30-2013	82.74	8370 JAY NICHOLS- GAME OFFICIAL
SYST	60968	4-30-2013	118.50	7819 JEANIE BREAUX- GAME OFFICIAL
SYST	60969	4-30-2013	48.50	9477 JEMELYN PALENTINOS- REIMBURSE
SYST	60970	4-30-2013	32.40	1475 JOHN DEERE FINANCIAL- MAINTENANCE
SYST	60971	4-30-2013	32.31	7650 JOHN TALLEY- REIMBURSE
SYST	60972	4-30-2013	50.00	5761 JOYCE SMART- REIMBURSE
SYST	60973	4-30-2013	113.30	5436 KEVIN HOLLOWELL- GAME OFFICIAL
SYST	60974	4-30-2013	104.04	1526 LAKESHORE LEARNING MATERIALS- 2 nd G

BANK: 01 LOCAL MAINTENANCE

CHECK TYPE	CHECK NUMBER	CHECK DATE	CHECK AMOUNT	REMITTED TO
SYST	60975	4-30-2013	2,400.68	9259 LEGO EDUCATION - <i>Ps, Ed, Ad Ctr</i>
SYST	60976	4-30-2013	20.00	7139 LORRY LOMANTO - <i>UIL MEAL</i>
SYST	60977	4-30-2013	50.00	8169 LUKE BLACKWELL - <i>GAME WORKER</i>
SYST	60978	4-30-2013	22.50	9454 MELINDA ADAMS - <i>GAME WORKER</i>
SYST	60979	4-30-2013	144.38	9546 MIKE RIVARD - <i>GAME OFFICIAL</i>
SYST	60980	4-30-2013	426.35	1457 MINEOLA AUTO SUPPLY - <i>AUTO MECHANIC</i>
SYST	60981	4-30-2013	789.00	4471 MINEOLA ISD STUDENT NUTRITION - <i>Ad STAAR, Ad STAAR, Ad AFTER SCHOOL</i>
SYST	60982	4-30-2013	24.81	8076 MINEOLA ISD TAX COLLECTOR - <i>AUTO TAX PAYMENT</i>
SYST	60983	4-30-2013	491.30	650 MINEOLA PACKING COMPANY, INC. - <i>Ad EXTENDED DAY</i>
SYST	60984	4-30-2013	97.50	5407 NANCY ARMSTRONG - <i>GAME WORKER</i>
SYST	60985	4-30-2013	154.50	8654 NASN - <i>NURSE</i>
SYST	60986	4-30-2013	200.31	6968 NATIONAL SCHOOL PRODUCTS - <i>2nd G</i>
SYST	60987	4-30-2013	32.05	921 NELDA SHIPP - <i>REIMBURSE</i>
SYST	60988	4-30-2013	160.00	6911 PADILLA POLL - <i>ATHLETIC</i>
SYST	60989	4-30-2013	77.19	1714 PATTY HAWKINS - <i>REIMBURSE</i>
SYST	60990	4-30-2013	435.99	683 PENDER'S MUSIC COMPANY - <i>Ad BAND</i>
SYST	60991	4-30-2013	158.50	8225 POSITIVE PROMOTIONS - <i>Ad LIBRARY</i>
SYST	60992	4-30-2013	99.98	9276 RALPH GORE - <i>GAME OFFICIAL</i>
SYST	60993	4-30-2013	376.07	7548 REALLY GOOD STUFF, INC - <i>1st G, 2nd G</i>
SYST	60994	4-30-2013	306.00	6473 REGION IV EDUCATION SERVICE CENTER - <i>4th G</i>
SYST	60995	4-30-2013	99.96	5356 SAM'S CLUB DIRECT - <i>Ad COUNSELOR</i>
SYST	60996	4-30-2013	33.96	4555 SCHOLASTIC INC - <i>5th G</i>
SYST	60997	4-30-2013	1,227.72	724 SCHOOL SPECIALTY, INC. - <i>3rd G, Ad Math, EdL, 4th G, 1st G</i>
SYST	60998	4-30-2013	5,544.10	6438 SHI GOVERNMENT SOLUTIONS - <i>GRAPHIC ARTS</i>
SYST	60999	4-30-2013	35.93	9535 SONIC DRIVE-INN - <i>ATHLETIC MEAL</i>
SYST	61000	4-30-2013	557.32	2013 STORY-WRIGHT INC. - <i>Bud BARN, Adm</i>
SYST	61001	4-30-2013	3,989.32	7168 SUDDENLINK COMMUNICATIONS - <i>AdL, SUPERNET II</i>
SYST	61002	4-30-2013	2,132.58	763 TASE, INC - <i>POLICY REVIEW</i>
SYST	61003	4-30-2013	130.50	7960 TEACHER DIRECT - <i>3rd G</i>
SYST	61004	4-30-2013	15,000.00	8333 THE NORTHEAST TEXAS CONSORTIUM - <i>SUPERNET II</i>
SYST	61005	4-30-2013	320.00	7465 TREASURE REWARDS - <i>ES ALL</i>
SYST	61006	4-30-2013	35.89	7840 UPS - <i>Ad COUNSELOR</i>
SYST	61007	4-30-2013	41.44	8425 VERIZON - <i>CELL PHONE</i>
SYST	61008	4-30-2013	2,503.00	807 VISUAL TECHNIQUES, INC. - <i>Ad Keyboarding, tech supply</i>
SYST	61009	4-30-2013	867.34	822 WAL-MART STORES TEXAS, LLC - <i>Admin, School BOARD, HEAD START, Ad COUNSELOR</i>
SYST	61010	4-30-2013	187.85	8318 WHATABURGER #483 - <i>ATHLETIC MEAL</i>
SYST	61011	4-30-2013	6.00	2641 WOOD COUNTY TAX ASSESSOR-COLLECTOR - <i>Vo Ag</i>

BANK 01 TOTALS	SYSTEM CHECKS	NO CHECKS	CHECK AMOUNTS
	SYSTEM CHECKS	175	393,425.81
	OFFICE CHECKS	6	2,879.58
	VOID CHECKS	0	0.00
		181	396,305.39