

April 2016

Derby Public Schools

Performance Dashboard

Bradley School

Mario Ciccarini, Principal

“People without information cannot act. People with information cannot help but act.”

Ken Blanchard



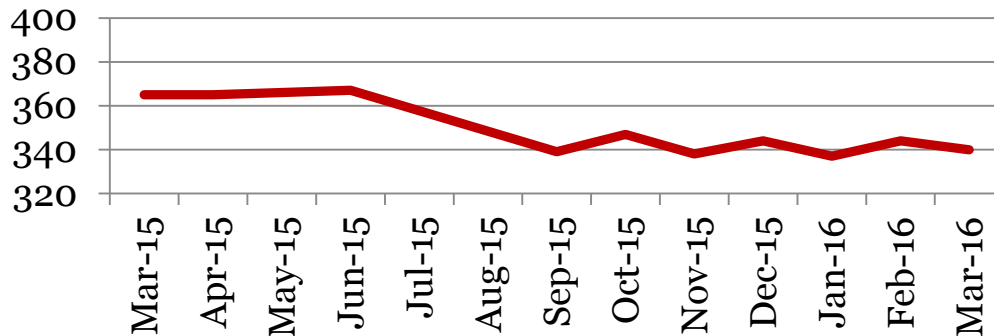
Monthly Data

Bradley School

Enrollment – 1st of the month

	PK	K	1	2	3	4	5	Total
Apr-16	n/a	45	47	64	62	70	56	344
Mar-16	n/a	44	47	64	60	70	55	340
Feb-16	n/a	43	48	64	62	71	56	344
Jan-16	n/a	40	47	63	60	70	57	337
Dec-15	n/a	43	48	64	61	71	57	344
Nov-15	n/a	40	47	63	61	70	57	338
Oct-15	n/a	42	48	65	63	72	57	347
Sep-15	n/a	40	47	62	64	69	57	339
Jun-15	n/a	51	65	64	73	59	55	367
May-15	n/a	51	64	64	72	60	55	366
Apr-15	n/a	51	63	64	72	60	55	365

Total School Enrollment

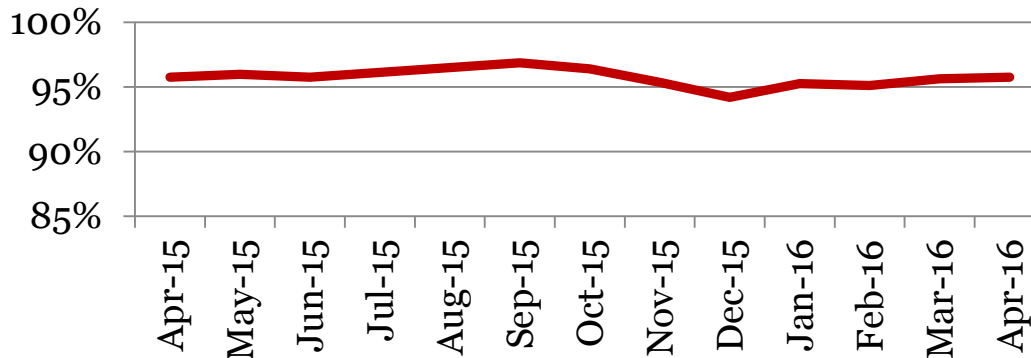


Attendance – Students

Average daily percent present:

	PK	K	1	2	3	4	5	Total
Apr-16	n/a	95	95	97	95	96	95	96
Mar-16	n/a	95	95	96	97	94	97	96
Feb-16	n/a	95	95	94	94	96	96	95
Jan-16	n/a	95	96	95	95	96	96	95
Dec-15	n/a	95	96	94	96	93	92	94
Nov-15	n/a	96	96	96	96	95	94	95
Oct-15	n/a	95	98	97	96	96	96	96
Sep-15	n/a	97	96	98	98	96	96	97
Jun-15	n/a	94	95	96	96	96	97	96
May-15	n/a	95	96	96	96	96	96	96

Total Student Attendance



Tardies

Average daily percent tardy:

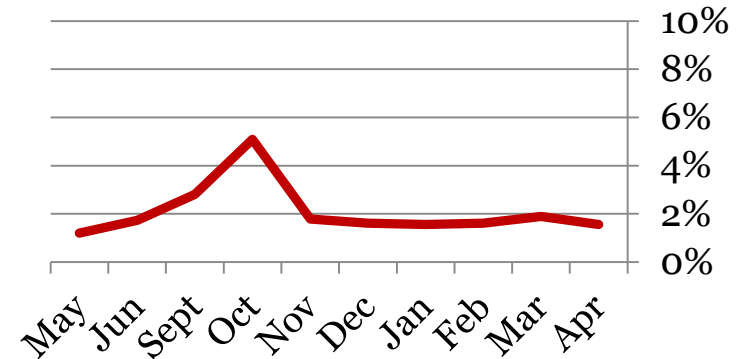
	PK	K	1	2	3	4	5	Total
Apr-16	n/a	1	1	2	2	2	1	2
Mar-16	n/a	2	1	2	2	3	1	2
Feb-16	n/a	2	2	2	1	2	1	2
Jan-16	n/a	1	1	2	2	2	1	2
Dec-15	n/a	1	2	2	2	2	1	2
Nov-15	n/a	2	1	2	2	2	1	2
Oct-15	n/a	3	6	6	4	6	5	5
Sept-15	n/a	2	4	4	2	2	3	3
Jun-15	n/a	2	2	2	1	2	1	2
May-15	n/a	1	2	1	1	1	1	1

Tardies

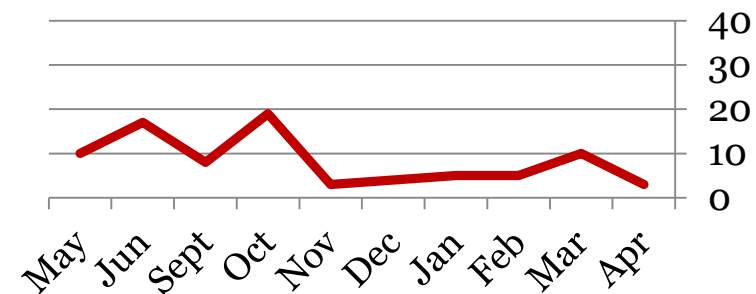
Number of students tardy 5 or more days:

	PK	K	1	2	3	4	5	Total
Apr-16	n/a	0	2	1	0	0	0	3
Mar-16	n/a	1	2	1	2	3	1	10
Feb-16	n/a	1	0	1	1	1	1	5
Jan-16	n/a	1	1	1	0	1	1	5
Dec-15	n/a	0	1	1	0	1	1	4
Nov-15	n/a	0	2	0	0	0	1	3
Oct-15	n/a	1	5	6	2	3	2	19
Sept-15	n/a	0	4	1	1	1	1	8
Jun-15	n/a	2	4	4	3	3	1	17

Total Student Tardies



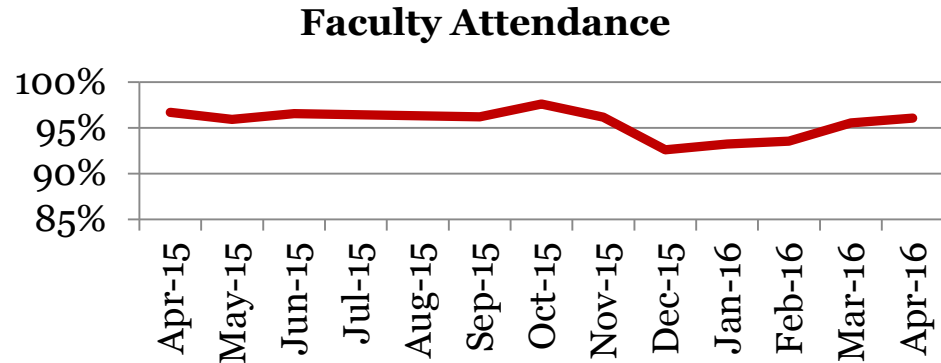
Students over Threshold



Attendance – Faculty

Average daily percent present:

	Total
Apr-16	96
Mar-16	96
Feb-16	94
Jan-16	93
Dec-15	93
Nov-15	96
Oct-15	98
Sep-15	96
Jun-15	97
May-15	96
Apr-15	97



**This indicator reflects certified staff and does not include absences created by class trips, professional development, workman's comp and FMLA. However % may be reduced due to long term illness beyond FMLA.*

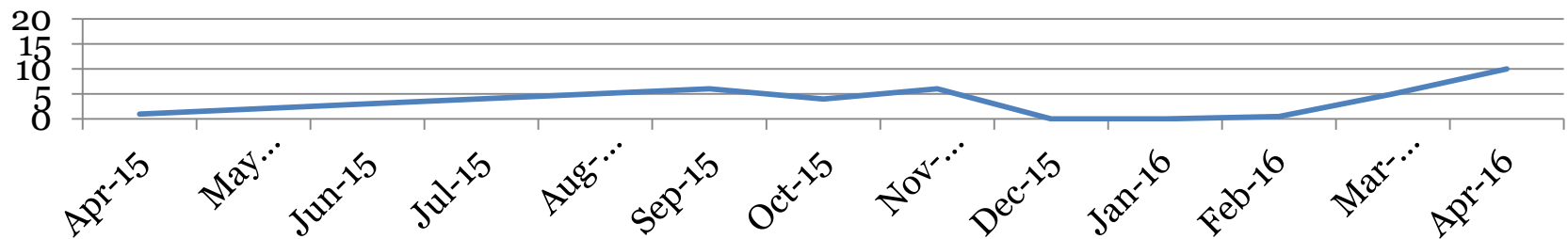
Suspensions – Out of School

Bradley School

Number of student suspensions (total days of suspension):

	PK	K	1	2	3	4	5	Total
Apr-16	n/a (0)	0 (0)	0 (0)	0 (0)	0 (0)	0 (0)	1 (10)	1 (10)
Mar-16	n/a (0)	0 (0)	0 (0)	0 (0)	0 (0)	2 (4)	1 (1)	3 (5)
Feb-16	n/a (0)	0 (0)	0 (0)	0 (0)	0 (0)	1 (.5)	0 (0)	1 (.5)
Jan-16	n/a (0)	0 (0)	0 (0)	0 (0)	0 (0)	0 (0)	0 (0)	0 (0)
Dec-15	n/a (0)	0 (0)	0 (0)	0 (0)	0 (0)	0 (0)	0 (0)	0 (0)
Nov-15	n/a (0)	0 (0)	0 (0)	0 (0)	2 (6)	0 (0)	0 (0)	2 (6)
Oct-15	n/a (0)	0 (0)	0 (0)	0 (0)	1 (3)	1 (1)	0 (0)	2 (4)
Sep-15	n/a (0)	0 (0)	0 (0)	0 (0)	0 (0)	0 (0)	3 (6)	3 (6)
Jun-15	n/a (0)	0 (0)	1 (3)	0 (0)	0 (0)	0 (0)	0 (0)	1 (3)
May-15	n/a (0)	0 (0)	0 (0)	0 (0)	2 (2)	0 (0)	0 (0)	2 (2)
Apr-15	n/a (0)	0 (0)	1 (1)	0 (0)	0 (0)	0 (0)	0 (0)	1 (1)

Total Out of School Suspensions




Suspensions – In School

Bradley School

Number of student suspensions (total days of suspension):

	PK		K		1		2		3		4		5		Total	
Apr-16	n/a	(0)	0	(0)	0	(0)	0	(0)	0	(0)	0	(0)	0	(0)	0	(0)
Mar-16	n/a	(0)	0	(0)	0	(0)	0	(0)	0	(0)	0	(0)	0	(0)	0	(0)
Feb-16	n/a	(0)	0	(0)	0	(0)	0	(0)	0	(0)	0	(0)	0	(0)	0	(0)
Jan-16	n/a	(0)	0	(0)	0	(0)	0	(0)	0	(0)	1	(2)	1	(2)	2	(4)
Dec-15	n/a	(0)	0	(0)	0	(0)	0	(0)	0	(0)	0	(0)	0	(0)	0	(0)
Nov-15	n/a	(0)	0	(0)	0	(0)	0	(0)	0	(0)	0	(0)	0	(0)	0	(0)
Oct-15	n/a	(0)	0	(0)	0	(0)	0	(0)	0	(0)	0	(0)	0	(0)	0	(0)
Sep-15	n/a	(0)	0	(0)	0	(0)	0	(0)	0	(0)	0	(0)	0	(0)	0	(0)
Jun-15	n/a	(0)	0	(0)	0	(0)	0	(0)	0	(0)	0	(0)	0	(0)	0	(0)
May-15	n/a	(0)	0	(0)	0	(0)	0	(0)	0	(0)	0	(0)	0	(0)	0	(0)

Total In School Suspensions



Newly Enrolled Students

	PK	K	1	2	3	4	5	Total
Apr-16	n/a	0	0	0	2	0	0	2
Mar-16	n/a	1	0	1	1	0	1	4
Feb-16	n/a	0	0	0	0	0	0	0
Jan-16	n/a	2	0	1	1	1	0	5
Dec-15	n/a	0	0	0	0	0	0	0
Nov-15	n/a	0	0	0	0	0	0	0
Oct-15	n/a	1	0	0	0	0	1	2
Sep-15	n/a	1	1	0	1	0	0	3
Summer-15	n/a	31	1	0	0	0	1	33
Jun-15	n/a	0	1	0	1	0	0	2
May-15	n/a	0	0	0	0	0	0	0
Apr-15	n/a	0	1	0	2	2	0	5

