

Ector County Independent School District
Austin Montessori Elementary
2023-2024 Campus Improvement Plan



Board Goals

Board Goal 1: Through foundational excellence, talent development and the learning journey, the percentage of students achieving or exceeding the meets standard on state assessments will increase from 32% to 60% by May 2024 across all tested content areas.

Performance Objective 1: The percentage of students K-5 achieving or exceeding their MATH RIT goal will increase from 71% to 75%.

High Priority





HB3 Board Goal

Indicators of Success:

Growth (MAP) - % of student end of year RIT score met or exceeded individual growth projections based upon MAP - 2024 Goal: 58%

Evaluation Data Sources: MAP Assessment

Strategy 1 Details	Reviews			
<p>Strategy 1: Austin Montessori will hold Professional Learning Communities where the grade level team implements the data driven instructional process and plans for student mastery of learning objectives through a personalized learning path.</p> <p>Strategy's Expected Result/Impact: Effective planning, instructional delivery, and assessment alignment.</p> <p>Staff Responsible for Monitoring: Leadership Team, Teachers</p> <p>TEA Priorities: Build a foundation of reading and math, Improve low-performing schools</p> <p>- ESF Levers: Lever 5: Effective Instruction</p>	Formative			Summative
	Oct	Jan	Mar	May
Strategy 2 Details	Reviews			
<p>Strategy 2: Students will track assessment progress (Istation, MAP, STAAR) and set goals with teacher support through one-on-one conferences.</p> <p>Strategy's Expected Result/Impact: 56% of students will meet their EOY RIT MAP projection target.</p> <p>Staff Responsible for Monitoring: Leadership Team, Teachers</p> <p>TEA Priorities: Build a foundation of reading and math, Improve low-performing schools</p> <p>- ESF Levers: Lever 5: Effective Instruction</p>	Formative			Summative
	Oct	Jan	Mar	May

Strategy 3 Details	Reviews			
<p>Strategy 3: Students will be provided with high quality lessons during Tier 1 whole group instruction time and during small group instruction.</p> <p>Strategy's Expected Result/Impact: 56% of students will meet their EOY RIT MAP projection target.</p> <p>Staff Responsible for Monitoring: Leadership Team, Teachers</p> <p>TEA Priorities: Build a foundation of reading and math, Improve low-performing schools</p> <p>- ESF Levers: Lever 5: Effective Instruction</p>	Formative			Summative
	Oct	Jan	Mar	May
Strategy 4 Details	Reviews			
<p>Strategy 4: The Istation program will be used with fidelity for the required number of minutes weekly as established by the curriculum department.</p> <p>Strategy's Expected Result/Impact: 56% of students will meet their EOY RIT MAP projection target.</p> <p>Staff Responsible for Monitoring: Leadership Team, Teachers</p> <p>TEA Priorities: Build a foundation of reading and math, Improve low-performing schools</p> <p>- ESF Levers: Lever 5: Effective Instruction</p>	Formative			Summative
	Oct	Jan	Mar	May
<div style="display: flex; justify-content: space-around; align-items: center;"> <div style="text-align: center;">  No Progress </div> <div style="text-align: center;">  Accomplished </div> <div style="text-align: center;">  Continue/Modify </div> <div style="text-align: center;">  Discontinue </div> </div>				

Board Goal 1: Through foundational excellence, talent development and the learning journey, the percentage of students achieving or exceeding the meets standard on state assessments will increase from 32% to 60% by May 2024 across all tested content areas.

Performance Objective 2: The percentage of students K-5 achieving or exceeding their READING RIT goal will increase from 66% to 70%

High Priority





HB3 Board Goal

Indicators of Success:

Growth (MAP) - % of student end of year RIT score met or exceeded individual growth projections based upon MAP - 2024 Goal: 58%

Evaluation Data Sources: MAP Assessment

Strategy 1 Details	Reviews			
<p>Strategy 1: Austin Montessori will hold Professional Learning Communities where the grade level team implements the data driven instructional process and plans for student mastery of learning objectives through a personalized learning path.</p> <p>Strategy's Expected Result/Impact: Effective planning, instructional delivery, and assessment alignment.</p> <p>Staff Responsible for Monitoring: Leadership Team, Teachers</p> <p>TEA Priorities: Build a foundation of reading and math, Improve low-performing schools</p> <p>- ESF Levers: Lever 5: Effective Instruction</p>	Formative			Summative
	Oct	Jan	Mar	May
Strategy 2 Details	Reviews			
<p>Strategy 2: Students will track assessment progress (Imagine Math, MAP, STAAR) and set goals with teacher support through one-on-one conferences.</p> <p>Strategy's Expected Result/Impact: 56% of students will meet their EOY RIT MAP projection target.</p> <p>Staff Responsible for Monitoring: Leadership Team, Teachers</p> <p>TEA Priorities: Build a foundation of reading and math, Improve low-performing schools</p> <p>- ESF Levers: Lever 5: Effective Instruction</p>	Formative			Summative
	Oct	Jan	Mar	May

Strategy 3 Details	Reviews			
<p>Strategy 3: Students will be provided with high quality lessons during Tier 1 whole group instruction time and during small group instruction.</p> <p>Strategy's Expected Result/Impact: 56% of students will meet their EOY RIT MAP projection target.</p> <p>Staff Responsible for Monitoring: Leadership Team, Teachers</p> <p>TEA Priorities: Build a foundation of reading and math, Improve low-performing schools</p> <p>- ESF Levers: Lever 5: Effective Instruction</p>	Formative			Summative
	Oct	Jan	Mar	May
Strategy 4 Details	Reviews			
<p>Strategy 4: The I Ready Math program will be used with fidelity for the required number of minutes weekly as established by the curriculum department.</p> <p>Strategy's Expected Result/Impact: 56% of students will meet their EOY RIT MAP projection target.</p> <p>Staff Responsible for Monitoring: Leadership Team, Teachers</p> <p>TEA Priorities: Build a foundation of reading and math, Improve low-performing schools</p> <p>- ESF Levers: Lever 5: Effective Instruction</p>	Formative			Summative
	Oct	Jan	Mar	May
<div style="display: flex; justify-content: space-around; align-items: center;"> <div style="text-align: center;">  No Progress </div> <div style="text-align: center;">  Accomplished </div> <div style="text-align: center;">  Continue/Modify </div> <div style="text-align: center;">  Discontinue </div> </div>				

Board Goal 1: Through foundational excellence, talent development and the learning journey, the percentage of students achieving or exceeding the meets standard on state assessments will increase from 32% to 60% by May 2024 across all tested content areas.

Performance Objective 3: By May of 2024, 50% of students will perform at the Meets level in 3rd-5th Math STAAR.

High Priority





HB3 Board Goal

Indicators of Success:

3rd Grade Composite (reading and math) - % of 3rd grade students achieving the meets or exceeds standard in both reading and math on STAAR - 2024 Goal: 35%

Evaluation Data Sources: STAAR Assessment

Strategy 1 Details	Reviews			
<p>Strategy 1: Austin Montessori will hold Professional Learning Communities where the grade level team implements the data driven instructional process and plans for student mastery of learning objectives through a personalized learning path.</p> <p>Strategy's Expected Result/Impact: Effective planning, instructional delivery, and assessment alignment.</p> <p>Staff Responsible for Monitoring: Leadership Team, Teachers</p> <p>TEA Priorities: Build a foundation of reading and math, Improve low-performing schools</p> <p>- ESF Levers: Lever 5: Effective Instruction</p>	Formative			Summative
	Oct	Jan	Mar	May
Strategy 2 Details	Reviews			
<p>Strategy 2: Students will track assessment progress (STAAR, Benchmark, SCA) and set goals with teacher support through one-on-one conferences.</p> <p>Strategy's Expected Result/Impact: Students will meet their projected STAAR target.</p> <p>Staff Responsible for Monitoring: Leadership Team, Teachers</p> <p>TEA Priorities: Build a foundation of reading and math, Improve low-performing schools</p> <p>- ESF Levers: Lever 5: Effective Instruction</p>	Formative			Summative
	Oct	Jan	Mar	May

Strategy 3 Details	Reviews			
<p>Strategy 3: Students will be provided with high quality lessons during Tier 1 whole group instruction time and during small group instruction.</p> <p>Strategy's Expected Result/Impact: Students will meet their projected STAAR target.</p> <p>Staff Responsible for Monitoring: Leadership Team, Teachers</p> <p>TEA Priorities: Build a foundation of reading and math, Improve low-performing schools</p> <p>- ESF Levers: Lever 5: Effective Instruction</p>	Formative			Summative
	Oct	Jan	Mar	May
<div style="display: flex; justify-content: space-around; align-items: center;">  No Progress  Accomplished  Continue/Modify  Discontinue </div>				

Board Goal 1: Through foundational excellence, talent development and the learning journey, the percentage of students achieving or exceeding the meets standard on state assessments will increase from 32% to 60% by May 2024 across all tested content areas.

Performance Objective 4: By May of 2024, 50% of students will perform at the Meets level in 3rd-5th Reading STAAR.

High Priority





HB3 Board Goal

Indicators of Success:

Growth (STAAR) - % of students who meet or exceed the STAAR progress measure - 2024 Goal: 75%

Evaluation Data Sources: STAAR Assessment

Strategy 1 Details	Reviews			
<p>Strategy 1: Austin Montessori will hold Professional Learning Communities where the grade level team implements the data driven instructional process and plans for student mastery of learning objectives through a personalized learning path.</p> <p>Strategy's Expected Result/Impact: Effective planning, instructional delivery, and assessment alignment.</p> <p>Staff Responsible for Monitoring: Leadership Team, Teachers</p>	Formative			Summative
	Oct	Jan	Mar	May
Strategy 2 Details	Reviews			
<p>Strategy 2: Students will track assessment progress (STAAR, Benchmark, SCA) and set goals with teacher support through one-on-one conferences.</p> <p>Strategy's Expected Result/Impact: students will meet their projected STAAR target.</p> <p>Staff Responsible for Monitoring: Leadership Team, Teachers</p> <p>TEA Priorities: Build a foundation of reading and math, Improve low-performing schools</p> <p>- ESF Levers: Lever 5: Effective Instruction</p>	Formative			Summative
	Oct	Jan	Mar	May

Strategy 3 Details	Reviews			
<p>Strategy 3: Students will be provided with high quality lessons during Tier 1 whole group instruction time and during small group instruction.</p> <p>Strategy's Expected Result/Impact: Students will meet their projected STAAR target.</p> <p>Staff Responsible for Monitoring: Leadership Team, Teachers</p> <p>TEA Priorities: Build a foundation of reading and math, Improve low-performing schools</p> <p>- ESF Levers: Lever 5: Effective Instruction</p>	Formative			Summative
	Oct	Jan	Mar	May
<div style="display: flex; justify-content: space-around; align-items: center;">  No Progress  Accomplished  Continue/Modify  Discontinue </div>				

Board Goal 2: Through foundational excellence, talent development and the learning journey, the percentage of 3rd grade students reading at or above grade level will increase from 35% to 45% by May 2024.

Performance Objective 1: The percentage of Kindergarten - 2nd grade students reading on grade level will increase from 43% to 50% .

High Priority





HB3 Board Goal

Indicators of Success:

Growth (MAP) - % of student end of year RIT score met or exceeded individual growth projections based upon MAP - 2024 Goal: 58%, Kindergarten Readiness - % of students meeting kindergarten readiness benchmark - 2024 Goal: 65%, 3rd Grade Composite (reading and math) - % of 3rd grade students achieving the meets or exceeds standard in both reading and math on STAAR - 2024 Goal: 35%

Evaluation Data Sources: Istation

Strategy 1 Details	Reviews			
<p>Strategy 1: Kindergarten - second grade students will track assessment Istation and MAP progress and set goals with teacher support through one-on-one conferences.</p> <p>Strategy's Expected Result/Impact: Students will improve reading level and meet their end of year projected RIT score.</p> <p>Staff Responsible for Monitoring: Leadership Team, Teachers</p> <p>TEA Priorities: Build a foundation of reading and math</p> <p>- ESF Levers: Lever 3: Positive School Culture</p>	Formative			Summative
	Oct	Jan	Mar	May
Strategy 2 Details	Reviews			
<p>Strategy 2: Austin Montessori will hold Professional Learning Communities where the grade level team implements the data driven instructional process and plans for student mastery of learning objectives through a personalized learning path.</p> <p>Strategy's Expected Result/Impact: Effective planning, instructional delivery, and assessment alignment.</p> <p>Staff Responsible for Monitoring: Leadership Team, Teachers</p> <p>TEA Priorities: Build a foundation of reading and math, Improve low-performing schools</p> <p>- ESF Levers: Lever 5: Effective Instruction</p>	Formative			Summative
	Oct	Jan	Mar	May

Strategy 3 Details	Reviews			
<p>Strategy 3: Kindergarten -second grade students will be provided with high quality lessons during Tier 1 whole group instruction time and during small group instruction.</p> <p>Strategy's Expected Result/Impact: All students will show one year of reading growth as measured by Istation and MAP.</p> <p>Staff Responsible for Monitoring: Leadership Team, Teachers</p> <p>TEA Priorities: Build a foundation of reading and math, Improve low-performing schools</p> <p>- ESF Levers: Lever 5: Effective Instruction</p>	Formative			Summative
	Oct	Jan	Mar	May
<div style="display: flex; justify-content: space-around; align-items: center;">  No Progress  Accomplished  Continue/Modify  Discontinue </div>				

Board Goal 2: Through foundational excellence, talent development and the learning journey, the percentage of 3rd grade students reading at or above grade level will increase from 35% to 45% by May 2024.

Performance Objective 2: 57% of K-2 students will show growth on their Reading MAP Assessment.

High Priority





HB3 Board Goal

Indicators of Success:

Growth (MAP) - % of student end of year RIT score met or exceeded individual growth projections based upon MAP - 2024 Goal: 58%, 3rd Grade Composite (reading and math) - % of 3rd grade students achieving the meets or exceeds standard in both reading and math on STAAR - 2024 Goal: 35%

Evaluation Data Sources: MAP Assessment

Strategy 1 Details	Reviews			
<p>Strategy 1: Kinder - second grade students will track assessment Istation and MAP progress and set goals with teacher support through one-on-one conferences.</p> <p>Strategy's Expected Result/Impact: Students will improve reading level and meet their end of year projected RIT score.</p> <p>Staff Responsible for Monitoring: Leadership Team, Teachers</p> <p>TEA Priorities: Build a foundation of reading and math</p> <p>- ESF Levers: Lever 3: Positive School Culture</p>	Formative			Summative
	Oct	Jan	Mar	May
Strategy 2 Details	Reviews			
<p>Strategy 2: Austin Montessori will hold Professional Learning Communities where the grade level team implements the data driven instructional process and plans for student mastery of learning objectives through a personalized learning path.</p> <p>Strategy's Expected Result/Impact: Effective planning, instructional delivery, and assessment alignment.</p> <p>Staff Responsible for Monitoring: Leadership Team, Teachers</p> <p>TEA Priorities: Build a foundation of reading and math, Improve low-performing schools</p> <p>- ESF Levers: Lever 5: Effective Instruction</p>	Formative			Summative
	Oct	Jan	Mar	May

Strategy 3 Details	Reviews			
<p>Strategy 3: Kinder - second grade students will be provided with high quality lessons during Tier 1 whole group instruction time and during small group instruction.</p> <p>Strategy's Expected Result/Impact: All students will show one year of reading growth as measured by Istation and MAP.</p> <p>Staff Responsible for Monitoring: Leadership Team, Teachers</p> <p>TEA Priorities: Build a foundation of reading and math, Improve low-performing schools</p> <p>- ESF Levers: Lever 5: Effective Instruction</p>	Formative			Summative
	Oct	Jan	Mar	May
<div style="display: flex; justify-content: space-around; align-items: center;">  No Progress  Accomplished  Continue/Modify  Discontinue </div>				

Board Goal 2: Through foundational excellence, talent development and the learning journey, the percentage of 3rd grade students reading at or above grade level will increase from 35% to 45% by May 2024.

Performance Objective 3: 80% of 3rd grade students will show growth on their Reading MAP.

High Priority





HB3 Board Goal

Indicators of Success:

Growth (MAP) - % of student end of year RIT score met or exceeded individual growth projections based upon MAP - 2024 Goal: 58%, 3rd Grade Composite (reading and math) - % of 3rd grade students achieving the meets or exceeds standard in both reading and math on STAAR - 2024 Goal: 35%

Evaluation Data Sources: MAP Assessment

Strategy 1 Details	Reviews			
<p>Strategy 1: Third grade students will track their Reading MAP progress and set goals with teacher support through one-on-one conferences.</p> <p>Strategy's Expected Result/Impact: Students will improve reading level and meet their end of year projected RIT score.</p> <p>Staff Responsible for Monitoring: Leadership Team, Teachers</p> <p>TEA Priorities: Build a foundation of reading and math</p> <p>- ESF Levers: Lever 3: Positive School Culture</p>	Formative			Summative
	Oct	Jan	Mar	May
Strategy 2 Details	Reviews			
<p>Strategy 2: Austin Montessori will hold Professional Learning Communities where the grade level team implements the data driven instructional process and plans for student mastery of learning objectives through a personalized learning path.</p> <p>Strategy's Expected Result/Impact: Effective planning, instructional delivery, and assessment alignment.</p> <p>Staff Responsible for Monitoring: Leadership Team, Teachers</p> <p>TEA Priorities: Build a foundation of reading and math, Improve low-performing schools</p> <p>- ESF Levers: Lever 5: Effective Instruction</p>	Formative			Summative
	Oct	Jan	Mar	May

Strategy 3 Details	Reviews			
<p>Strategy 3: Third grade students will be provided with high quality lessons during Tier 1 whole group instruction time and during small group instruction.</p> <p>Strategy's Expected Result/Impact: All students will show one year of reading growth as measured by Istation and MAP.</p> <p>Staff Responsible for Monitoring: Leadership Team, Teachers</p> <p>TEA Priorities: Build a foundation of reading and math, Improve low-performing schools</p> <p>- ESF Levers: Lever 5: Effective Instruction</p>	Formative			Summative
	Oct	Jan	Mar	May
<div style="display: flex; justify-content: space-around; align-items: center;">  No Progress  Accomplished  Continue/Modify  Discontinue </div>				

Board Goal 2: Through foundational excellence, talent development and the learning journey, the percentage of 3rd grade students reading at or above grade level will increase from 35% to 45% by May 2024.

Performance Objective 4: 50% of 3rd grade students will perform at the Meets level on their Reading STAAR Assessment.

High Priority





HB3 Board Goal

Indicators of Success:

Growth (MAP) - % of student end of year RIT score met or exceeded individual growth projections based upon MAP - 2024 Goal: 58%, 3rd Grade Composite (reading and math) - % of 3rd grade students achieving the meets or exceeds standard in both reading and math on STAAR - 2024 Goal: 35%

Evaluation Data Sources: MAP Assessment

Strategy 1 Details	Reviews			
<p>Strategy 1: Third grade students will track assessment Istation and MAP progress and set goals with teacher support through one-on-one conferences.</p> <p>Strategy's Expected Result/Impact: Students will improve reading level and meet their end of year projected RIT score.</p> <p>Staff Responsible for Monitoring: Leadership Team, Teachers</p> <p>TEA Priorities: Build a foundation of reading and math</p> <p>- ESF Levers: Lever 3: Positive School Culture</p>	Formative			Summative
	Oct	Jan	Mar	May
Strategy 2 Details	Reviews			
<p>Strategy 2: Austin Montessori will hold Professional Learning Communities where the grade level team implements the data driven instructional process and plans for student mastery of learning objectives through a personalized learning path.</p> <p>Strategy's Expected Result/Impact: Effective planning, instructional delivery, and assessment alignment.</p> <p>Staff Responsible for Monitoring: Leadership Team, Teachers</p> <p>TEA Priorities: Build a foundation of reading and math, Improve low-performing schools</p> <p>- ESF Levers: Lever 5: Effective Instruction</p>	Formative			Summative
	Oct	Jan	Mar	May

Strategy 3 Details	Reviews			
<p>Strategy 3: Third grade students will be provided with high quality lessons during Tier 1 whole group instruction time and during small group instruction.</p> <p>Strategy's Expected Result/Impact: All students will show one year of reading growth as measured by Istation and MAP.</p> <p>Staff Responsible for Monitoring: Leadership Team, Teachers</p> <p>TEA Priorities: Build a foundation of reading and math, Improve low-performing schools</p> <p>- ESF Levers: Lever 5: Effective Instruction</p>	Formative			Summative
	Oct	Jan	Mar	May
<div style="display: flex; justify-content: space-around; align-items: center;">  No Progress  Accomplished  Continue/Modify  Discontinue </div>				

Board Goal 3: Through foundational excellence, talent development and the learning journey, the percentage of high school graduates considered College, Career or Military Ready will increase from 56% to 65% by May 2024.

Performance Objective 1: 100% of Austin students will utilize AVID planners to promote college readiness. by May of 2024.

High Priority

Indicators of Success:

School Connectedness - The belief held by students that adults and peers in the school care about their learning as well as about them as individuals - 2024 Goal: 63%

Evaluation Data Sources: Panorama Survey


Strategy 1 Details	Reviews			
<p>Strategy 1: 100% of 4th -6th grade Austin students will utilize AVID planners to improve college readiness by the end of May 2024.</p> <p>Strategy's Expected Result/Impact: Delivery of 7 Mindsets lessons will ensure that students feel heard and understood and promote a sense of belonging at school.</p> <p>Staff Responsible for Monitoring: Principal, AP</p> <p>ESF Levers: Lever 3: Positive School Culture</p>	Formative			Summative
	Oct	Jan	Mar	May
Strategy 2 Details	Reviews			
<p>Strategy 2: Austin Montessori teachers will deliver weekly PEACE lessons to students.</p> <p>Strategy's Expected Result/Impact: Promote a peaceful school environment and community.</p> <p>Staff Responsible for Monitoring: Principal, AP, Montessori Coach</p> <p>ESF Levers: Lever 3: Positive School Culture</p>	Formative			Summative
	Oct	Jan	Mar	May
Strategy 3 Details	Reviews			
<p>Strategy 3: Austin Montessori will use GRACE expectations in the classroom and common school areas.</p> <p>Strategy's Expected Result/Impact: Students and staff will understand the high level of expectations, promoting our positive and peaceful culture.</p>	Formative			Summative
	Oct	Jan	Mar	May


Staff Responsible for Monitoring: Principal, AP, Staff, Teachers

ESF Levers:
Lever 3: Positive School Culture

--	--	--	--

 No Progress

 Accomplished

 Continue/Modify

 Discontinue

Board Goal 3: Through foundational excellence, talent development and the learning journey, the percentage of high school graduates considered College, Career or Military Ready will increase from 56% to 65% by May 2024.





Performance Objective 2: School Connectedness Panorama data will increase from 67% to 70%.

High Priority

Indicators of Success:

School Connectedness - The belief held by students that adults and peers in the school care about their learning as well as about them as individuals - 2024 Goal: 63%

Evaluation Data Sources: Panorama Survey

Strategy 1 Details	Reviews			
<p>Strategy 1: Austin Montessori teachers will deliver weekly 7 mindsets lessons to students.</p> <p>Strategy's Expected Result/Impact: Delivery of 7 Mindsets lessons will ensure that students feel heard and understood and promote a sense of belonging at school.</p> <p>Staff Responsible for Monitoring: Principal, AP, Counselor</p> <p>ESF Levers: Lever 3: Positive School Culture</p>	Formative			Summative
	Oct	Jan	Mar	May
Strategy 2 Details	Reviews			
<p>Strategy 2: Austin Montessori teachers will deliver weekly PEACE lessons to students.</p> <p>Strategy's Expected Result/Impact: Promote a peaceful school environment and community.</p> <p>Staff Responsible for Monitoring: Principal, AP, Montessori Coach</p> <p>ESF Levers: Lever 3: Positive School Culture</p>	Formative			Summative
	Oct	Jan	Mar	May
Strategy 3 Details	Reviews			
<p>Strategy 3: Austin Montessori will use GRACE expectations in the classroom and common school areas.</p> <p>Strategy's Expected Result/Impact: Students and staff will understand the high level of expectations, promoting our positive and peaceful culture.</p> <p>Staff Responsible for Monitoring: Principal, AP, Staff, Teachers</p> <p>ESF Levers: Lever 3: Positive School Culture</p>	Formative			Summative
	Oct	Jan	Mar	May
<div style="display: flex; justify-content: space-around; align-items: center;"> <div style="text-align: center;">  No Progress </div> <div style="text-align: center;">  Accomplished </div> <div style="text-align: center;">  Continue/Modify </div> <div style="text-align: center;">  Discontinue </div> </div>				





Board Goal 3: Through foundational excellence, talent development and the learning journey, the percentage of high school graduates considered College, Career or Military Ready will increase from 56% to 65% by May 2024.

Performance Objective 3: Student daily attendance will increase from 94.5% to 95%.

Indicators of Success:

School Connectedness - The belief held by students that adults and peers in the school care about their learning as well as about them as individuals - 2024 Goal: 63%

Evaluation Data Sources: Panorama Survey

Strategy 1 Details	Reviews			
<p>Strategy 1: Austin Montessori students and staff will be celebrated for perfect attendance.</p> <p>Strategy's Expected Result/Impact: Teachers and principals are the primary influencers of student outcomes. With an increase in teacher capacity, a minimum of 56% of students will meet or exceed their EOY growth projection as measured by NWEA MAP Assessment.</p> <p>Staff Responsible for Monitoring: Principal</p> <p>TEA Priorities: Recruit, support, retain teachers and principals</p> <p>- ESF Levers: Lever 1: Strong School Leadership and Planning, Lever 5: Effective Instruction</p>	Formative			Summative
	Oct	Jan	Mar	May
Strategy 2 Details	Reviews			
<p>Strategy 2: Austin Montessori administrator will communicate attendance goals and performance to our school community.</p> <p>Strategy's Expected Result/Impact: Teachers and principals are the primary influencers of student outcomes. With an increase in teacher capacity, a minimum of 56% of students will meet or exceed their EOY growth projection as measured by NWEA MAP Assessment.</p> <p>Staff Responsible for Monitoring: Principal</p> <p>TEA Priorities: Recruit, support, retain teachers and principals, Improve low-performing schools</p> <p>- ESF Levers: Lever 1: Strong School Leadership and Planning, Lever 5: Effective Instruction</p>	Formative			Summative
	Oct	Jan	Mar	May
<div style="display: flex; justify-content: space-around; align-items: center;">  No Progress  Accomplished  Continue/Modify  Discontinue </div>				